



## **Bryant Water and Wastewater Committee**

Boswell Municipal Complex - City Hall Conference Room

**Date:** April 07, 2026 - **Time:** 6:00 PM

### **Invocation**

### **Call to Order**

### **Leak Adjustments Review**

#### **1. March Leak adjustment review**

- [WSAC Report 03.2026 \(2 of 2\).pdf](#)
- [WSAC Report \(3\).pdf](#)
- [WSAC Report 03.2026 \(1 of 2\).pdf](#)

### **Approval of Minutes**

#### **2. March Minutes**

- [March.docx.pdf](#)

### **Finance Reports**

#### **3. WSAC March Financial report**

- [WSAC Financial.pdf](#)

### **Presentations and Announcements**

### **Public Comments**

### **Old Business**

### **New Business**

### **Projects**

#### **4. South Plain Tank**

#### **5. Lift Station 5**

#### **6. Lift Station 40**

#### **7. Saline Regional**

#### **8. Booster Station**

### **Reports**

## **Adjournments**

# CITY OF BRYANT WATER AND WASTEWATER UTILITIES MONTHLY LEAK ADJUSTMENT REPORT

**SUMMARY**

Date: March 2026

Total Number of Request for Adjustment	Total Number of Adjustments Approved
Highest Bill Adjusted	Lowest Bill Adjusted
Total Gallons Adjusted	Total Cost of Adjustments

**DETAILS**

Customer Name	Michael Monamara	Customer Address	201 Ethel Dr.
Date Leak Detected by AMI		Date Customer Notified	
Date Leak Started		Date Leak Repaired	
Amount of Bill:	\$502.03	Usage:	247
Average Bill:	\$79.66	Three Month Average Usage:	33
Adjustment Approved:	Yes <input type="checkbox"/> No <input type="checkbox"/>	Approved By:	
Amount of Adjustment to Sewer Bill:	\$203.52	Adjusted Bill Amount:	\$298.51
Customer Name	Robin Washington	Customer Address	141 Prospect Park
Date Leak Detected by AMI		Date Customer Notified	
Date Leak Started		Date Leak Repaired	
Amount of Bill:	\$807.94	Usage:	402
Average Bill:	\$57.41	Three Month Average Usage:	20
Adjustment Approved:	Yes <input type="checkbox"/> No <input type="checkbox"/>	Approved By:	
Amount of Adjustment to Sewer Bill:	\$363.27	Adjusted Bill Amount:	\$444.67
Customer Name	Jamie Pantain	Customer Address	525 Hayden Creek
Date Leak Detected by AMI		Date Customer Notified	
Date Leak Started		Date Leak Repaired	
Amount of Bill:	\$582.68	Usage:	278
Average Bill:	\$125.41	Three Month Average Usage:	57
Adjustment Approved:	Yes <input type="checkbox"/> No <input type="checkbox"/>	Approved By:	
Amount of Adjustment to Sewer Bill:	\$210.17	Adjusted Bill Amount:	\$372.51
Customer Name	Dakila Walsh	Customer Address	40 Tomahawk
Date Leak Detected by AMI		Date Customer Notified	
Date Leak Started		Date Leak Repaired	
Amount of Bill:	\$653.61	Usage:	345
Average Bill:	\$43.01	Three Month Average Usage:	20
Adjustment Approved:	Yes <input type="checkbox"/> No <input type="checkbox"/>	Approved By:	
Amount of Adjustment to Sewer Bill:	\$309.07	Adjusted Bill Amount:	\$344.54
Customer Name	Josie Brann	Customer Address	508 Creekrade
Date Leak Detected by AMI		Date Customer Notified	
Date Leak Started		Date Leak Repaired	
Amount of Bill:	\$515.84	Usage:	254
Average Bill:	\$178.34	Three Month Average Usage:	83
Adjustment Approved:	Yes <input type="checkbox"/> No <input type="checkbox"/>	Approved By:	
Amount of Adjustment to Sewer Bill:	\$162.62	Adjusted Bill Amount:	\$353.22

# CITY OF BRYANT WATER AND WASTEWATER UTILITIES MONTHLY LEAK ADJUSTMENT REPORT

**SUMMARY**

Date: March 2026

Total Number of Request for Adjustment	Total Number of Adjustments Approved
Highest Bill Adjusted	Lowest Bill Adjusted
Total Gallons Adjusted	Total Cost of Adjustments

**DETAILS**

Customer Name	Subway	Customer Address	611 Office Park #7
Date Leak Detected by AMI		Date Customer Notified	
Date Leak Started		Date Leak Repaired	
Amount of Bill:	\$629.36	Usage:	310
Average Bill:	\$67.53	Three Month Average Usage:	76
Adjustment Approved:	Yes <input type="checkbox"/> No <input type="checkbox"/>	Approved By:	
Amount of Adjustment to Sewer Bill:	\$222.54	Adjusted Bill Amount:	\$406.82
Customer Name	Juan Bravo	Customer Address	387 Indian Springs
Date Leak Detected by AMI		Date Customer Notified	
Date Leak Started		Date Leak Repaired	
Amount of Bill:	\$279.01	Usage:	134
Average Bill:	\$61.91	Three Month Average Usage:	24
Adjustment Approved:	Yes <input type="checkbox"/> No <input type="checkbox"/>	Approved By:	
Amount of Adjustment to Sewer Bill:	\$104.61	Adjusted Bill Amount:	\$174.40
Customer Name	Gene Bagwell	Customer Address	269 Flintstone
Date Leak Detected by AMI		Date Customer Notified	
Date Leak Started		Date Leak Repaired	
Amount of Bill:	\$429.84	Usage:	216
Average Bill:	\$94.32	Three Month Average Usage:	46
Adjustment Approved:	Yes <input type="checkbox"/> No <input type="checkbox"/>	Approved By:	
Amount of Adjustment to Sewer Bill:	\$161.67	Adjusted Bill Amount:	\$268.17
Customer Name	Abidemi Kaneem	Customer Address	2809 Olivia St
Date Leak Detected by AMI		Date Customer Notified	
Date Leak Started		Date Leak Repaired	
Amount of Bill:	\$527.68	Usage:	260
Average Bill:	\$83.62	Three Month Average Usage:	35
Adjustment Approved:	Yes <input type="checkbox"/> No <input type="checkbox"/>	Approved By:	
Amount of Adjustment to Sewer Bill:	\$213.98	Adjusted Bill Amount:	\$313.70
Customer Name	Adrairie Coleman	Customer Address	11 Crain
Date Leak Detected by AMI		Date Customer Notified	
Date Leak Started		Date Leak Repaired	
Amount of Bill:	\$328.35	Usage:	159
Average Bill:	\$59.93	Three Month Average Usage:	23
Adjustment Approved:	Yes <input type="checkbox"/> No <input type="checkbox"/>	Approved By:	
Amount of Adjustment to Sewer Bill:	\$129.33	Adjusted Bill Amount:	\$199.02

CITY OF BRYANT WATER AND WASTEWATER UTILITIES  
LEAK ADJUSTMENT REQUEST

Date of Request: 03.2026  
 Customer Name: Michael Mcnamara  
 Service Address: 201 Ethel Dr.  
 City: Bryant  
 Date Leak Detected: \_\_\_\_\_

Service Account No: 102-00349-01  
 Home Phone: \_\_\_\_\_  
 Work Phone: \_\_\_\_\_  
 State, Zip: AR 72022  
 Date Repaired: \_\_\_\_\_

Description of cause of leak (faucet, toilet, underground, etc.):

Leak in crawlspace


Explanation of how leak was repaired: Attach Plumbing invoice or receipts for repair Parts

Replaced

- You have the right to appeal the Customer Service Manager's decision to the Water and Sewer Advisory Committee (WSAC).
- If you are dissatisfied with the decision of the WSAC you have the right to appear before the Bryant City Council for a final decision.

FOR OFFICE USE ONLY:

Amount of Bill:	<b>\$502.03</b>	Usage:	<b>247</b>
Average Bill:	\$79.66	Three Month Average Usage:	33
Adjustment Approved:		Approved By:	
Amount of Adjustment to Water & Sewer Bill:	\$203.52	Adjusted Bill Amount:	\$298.51
Payment Plan:	Y: <input type="checkbox"/> N: <input type="checkbox"/>	Months:	Payment Amt:

  
 \_\_\_\_\_  
 Customer Service Manager

102-00349.01

# INVOICE

**INVOICE TO:**

MICHAEL MCNAMARA  
mcnamara337@gmail.com

- INVOICE DATE: 1/29/2026
- DUE DATE: 1/30/2026

ITEM DESCRIPTION	PRICE	QTY	SUBTOTAL
<b>Service to 201 Ethel Drive - Water Leak</b>			
<b>Labor: Diagnostic and repair of water leak. Located active leak in crawlspace</b>	<b>\$100.00</b>	<b>1</b>	<b>\$100.00</b>

Payment to: James Case  
Paid: 1/30/2026

*Thank you!*

CITY OF BRYANT WATER AND WASTEWATER UTILITIES  
**LEAK ADJUSTMENT REQUEST**

Date of Request: 03.2026  
 Customer Name: Robin Washington  
 Service Address: 141 Prospect Park Dr  
 City: Bryant  
 Date Leak Detected: \_\_\_\_\_

Service Account No: 001-08028-03  
 Home Phone: \_\_\_\_\_  
 Work Phone: \_\_\_\_\_  
 State, Zip: AR 72022  
 Date Repaired: \_\_\_\_\_

Description of cause of leak (faucet, toilet, underground, etc.):

Toilet Leaking

Explanation of how leak was repaired: Attach Plumbing invoice or receipts for repair Parts

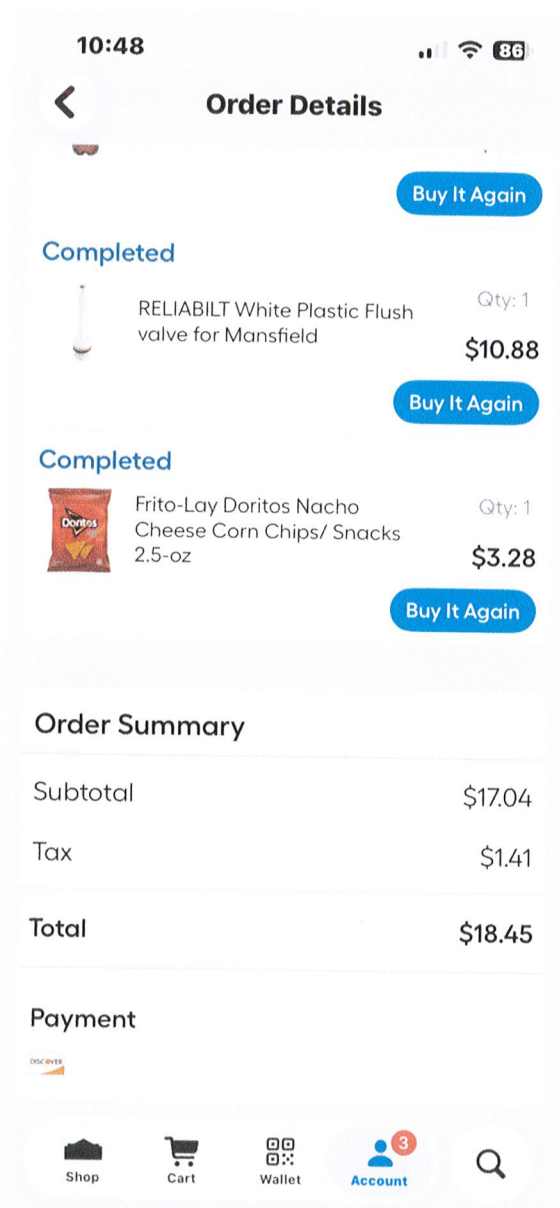
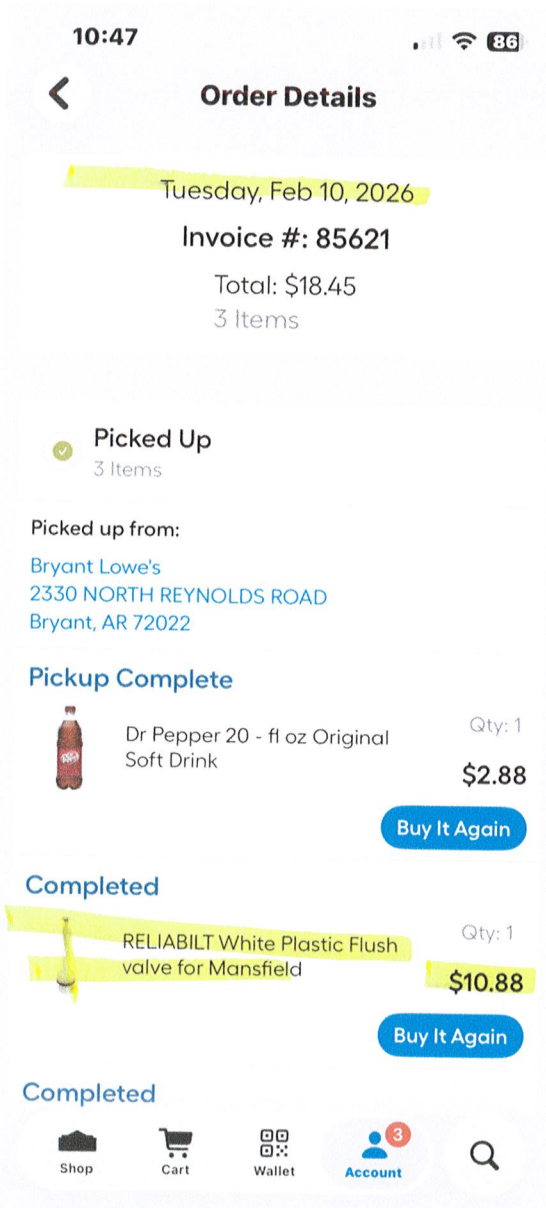
Replaced

- You have the right to appeal the Customer Service Manager's decision to the Water and Sewer Advisory Committee (WSAC).
- If you are dissatisfied with the decision of the WSAC you have the right to appear before the Bryant City Council for a final decision.


**FOR OFFICE USE ONLY:**

Amount of Bill:	<b>\$807.94</b>	Usage:	<b>402</b>
Average Bill:	\$57.41	Three Month Average Usage:	20
Adjustment Approved:		Approved By:	
Amount of Adjustment to Water & Sewer Bill:	\$363.27	Adjusted Bill Amount:	\$444.67
Payment Plan:	Y: <input type="checkbox"/> N: <input type="checkbox"/>	Months:	Payment Amt:

  
 \_\_\_\_\_  
 Customer Service Manager



I purchased the highlighted items to repair a bathroom toilet.

Robin Washington  
  
 3-13-24

Acct#001-08028-03

10:48



## Order Details

Wednesday, Feb 25, 2026

Order #: 300902057263064213

Total: \$32.38  
4 Items

[View Return Policy](#)

+36 Points

Start a Return >

Buy Order Again >

Picked Up  
2 Items

Picked up from:

Bryant Lowe's  
2330 NORTH REYNOLDS ROAD  
Bryant, AR 72022

Picked Up by: Robin Washington  
Monday, Mar 2, 2026

Pickup Complete



10:49



## Order Details

Buy Order Again >

Picked Up  
2 Items

Picked up from:

Bryant Lowe's  
2330 NORTH REYNOLDS ROAD  
Bryant, AR 72022

Picked Up by: Robin Washington  
Monday, Mar 2, 2026

Pickup Complete

Qty: 1  
\$6.99  
Return By Sun, May 31, 2026

[Write a Review](#)

[Buy It Again](#)


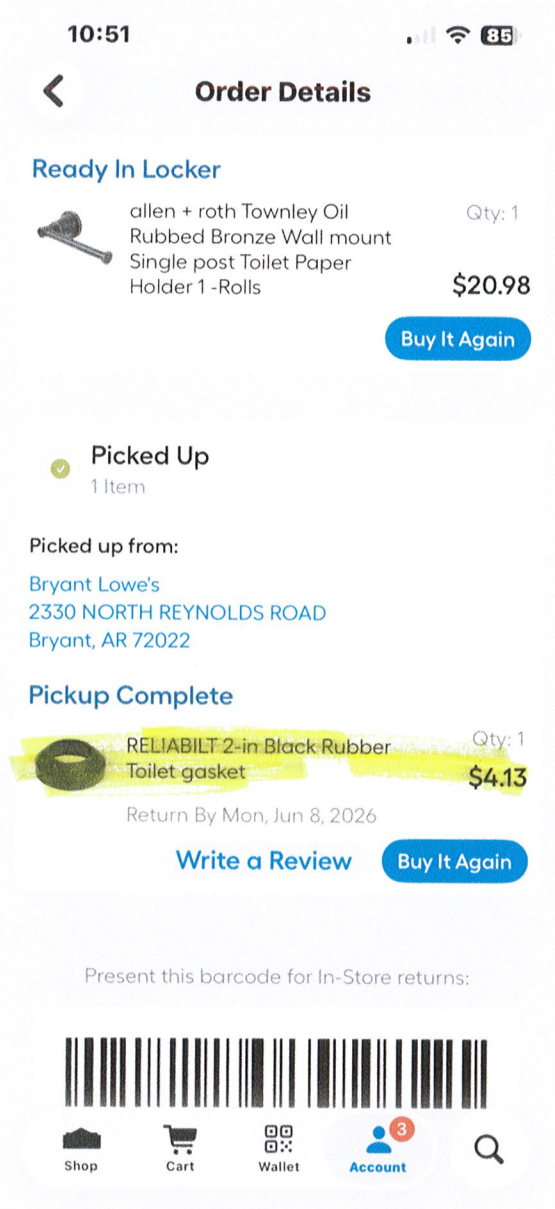
Pickup Complete

Qty: 1  
\$10.77  
Return By Sun, May 31, 2026

[Write a Review](#)

[Buy It Again](#)





Ready In Locker



allen + roth Townley Oil Rubbed Bronze Wall mount Single post Toilet Paper Holder 1 -Rolls

Qty: 1

\$20.98

Buy It Again



Picked Up

1 Item

Picked up from:

Bryant Lowe's  
2330 NORTH REYNOLDS ROAD  
Bryant, AR 72022

Pickup Complete



RELIABILT 2-in Black Rubber Toilet gasket

Qty: 1

\$4.13

Return By Mon, Jun 8, 2026

Write a Review

Buy It Again

Present this barcode for In-Store returns:



Shop



Cart



Wallet



Account



Order Details

Return By Mon, Jun 8, 2026

Write a Review

Buy It Again

Present this barcode for In-Store returns:



300902069263841333

Order Summary

Subtotal	\$25.11
Tax	\$2.39
<b>Total</b>	<b>\$27.50</b>

Payment

Apple Pay 6186



Shop



Cart



Wallet



Account



CITY OF BRYANT WATER AND WASTEWATER UTILITIES  
LEAK ADJUSTMENT REQUEST

Date of Request: 01.26  
 Customer Name: Jamie Partain  
 Service Address: 525 Hayden Creek Dr  
 City: Bryant  
 Date Leak Detected: \_\_\_\_\_

Service Account No: 001-09039-03  
 Home Phone: \_\_\_\_\_  
 Work Phone: \_\_\_\_\_  
 State, Zip: AR, 72022  
 Date Repaired: 12/2025

Description of cause of leak (faucet, toilet, underground, etc.):

PRV was deteriorated and leaking


Explanation of how leak was repaired: Attach Plumbing invoice or receipts for repair Parts

Replaced

- You have the right to appeal the Customer Service Manager's decision to the Water and Sewer Advisory Committee (WSAC).
- If you are dissatisfied with the decision of the WSAC you have the right to appear before the Bryant City Council for a final decision.

FOR OFFICE USE ONLY:

Amount of Bill:	<b>\$582.68</b>	Usage:	<b>278</b>
Average Bill:	\$125.41	Three Month Average Usage:	57
Adjustment Approved:		Approved By:	
Amount of Adjustment to Water & Sewer Bill:	\$210.17	Adjusted Bill Amount:	\$372.51
Payment Plan:	Y: <input type="checkbox"/> N: <input type="checkbox"/>	Months:	Payment Amt:

  
 \_\_\_\_\_  
 Customer Service Manager



MidTown Mechanical Services  
 PO Box 2162  
 Benton, AR 72018  
 midtownmechanicalservices.com

**BILL TO**  
 Phillip Partain  
 525 Hayden Creek Drive  
 Bryant, AR 72022 USA

<b>INVOICE</b> 13416	<b>INVOICE DATE</b> 12/16/2025
-------------------------	-----------------------------------

**JOB ADDRESS**  
 Phillip Partain  
 525 Hayden Creek Drive  
 Bryant, AR 72022 USA

**Completed Date** 12/15/2025  
**Payment Term** Net 30  
**Due Date** 1/15/2026  
**Customer PO #**

**SCOPE OF WORK**

Fish-taped the line to locate PRV  
 Discovered PRV was deteriorated and leaking  
 Replaced existing PRV with new one  
 There are no leaks at this time

LABOR	DESCRIPTION	TOTAL
Hourly Labor Rate	Hourly Labor Rate	\$216.00
MATERIAL DESCRIPTION		TOTAL
MM	Material Charge	\$121.23
<b>SUB-TOTAL</b>		<b>\$337.23</b>
<b>TAX 0%</b>		<b>\$0.00</b>
<b>TOTAL DUE</b>		<b>\$337.23</b>

Thank you for choosing MidTown Plumbing! We look forward to working with you again soon.

CITY OF BRYANT WATER AND WASTEWATER UTILITIES  
LEAK ADJUSTMENT REQUEST

Date of Request: 01.2026  
 Customer Name: Dahlia Walsh  
 Service Address: 40 Tomahawk  
 City: Bryant  
 Date Leak Detected: \_\_\_\_\_

Service Account No: 001-07443-02  
 Home Phone: \_\_\_\_\_  
 Work Phone: \_\_\_\_\_  
 State, Zip: AR, 72022  
 Date Repaired: 12.25

Description of cause of leak (faucet, toilet, underground, etc.):

Leak under house

Explanation of how leak was repaired: Attach Plumbing invoice or receipts for repair Parts

Replaced

- You have the right to appeal the Customer Service Manager's decision to the Water and Sewer Advisory Committee (WSAC).
- If you are dissatisfied with the decision of the WSAC you have the right to appear before the Bryant City Council for a final decision.

FOR OFFICE USE ONLY:

Amount of Bill:	<b>\$653.61</b>	Usage:	<b>345</b>
Average Bill:	\$43.01	Three Month Average Usage:	20
Adjustment Approved:		Approved By:	
Amount of Adjustment to Water & Sewer Bill:	<b>\$309.07</b>	Adjusted Bill Amount:	<b>\$344.54</b>
Payment Plan:	Y: <input type="checkbox"/> N: <input type="checkbox"/>	Months:	Payment Amt:

  
 \_\_\_\_\_  
 Customer Service Manager

# ARROW PLUMBING

*Leak not fixed cannot mix 1-22-21*  
 Tankless Water Heaters · Rooter & Drain Cleaning · Water & Sewer Lines · Toilet Repair  
 Sinks & Garbage Disposals · Leak Detection · Hydro Jetting · Repiping Services · Gas Line Repair  
 Video Sewer Inspections · House Plumbing Inspections · Trenchless Solutions

**501-753-3838**

**ARROWPLUMBING.NET**

4007 MacArthur Drive, North Little Rock, AR 72118

License: #MP6074

Draughten Michelle Mulam 870-814-5483  
 001-07443-02

Service Exp Zach Invoice #: **93231**

DATE: 11/20/25 JOB #: 

--	--	--	--	--	--	--	--	--	--

CUSTOMER NAME <u>Jahlia Walsh</u>		CALLER NAME		JOB CONTACT NAME	
JOB ADDRESS <u>40 Tomhawk Dr</u>		CITY <u>Forest</u>	STATE <u>AR</u>	ZIP <u>72022</u>	
BILLING PARTY/ADDRESS (If Different)				PH1	

Arrow Total Care Club Member?  Yes  No

Renewal Date:    /    /   

ORIGINAL REASON FOR CALL: leak under house, turned  
 SUMMARY OF FINDINGS/RECOMMENDED WORK: water on to house  
found leak on park joint tightened UP  
park joint turned water back on  
flushed system of air tested  
works good

CUSTOMER AWARENESS	REVIEWED
Safety and Efficiency Checklist	<input type="checkbox"/> Yes <input type="checkbox"/> No
Total Care Club Membership Plan	<input type="checkbox"/> Yes <input type="checkbox"/> No
Warranty/Safety Stickers & Valve Tags Installed	<input type="checkbox"/> Yes <input type="checkbox"/> No
Homeowner's Value Packet	<input type="checkbox"/> Yes <input type="checkbox"/> No
Yard Sign Contest	<input type="checkbox"/> Yes <input type="checkbox"/> No
5 Star Customer Service Survey	<input type="checkbox"/> Yes <input type="checkbox"/> No

WORK AUTHORIZATION: I, the undersigned, is the owner/authorized representative/tenant of the premises at which the above work is being done. I hereby authorize you to perform the above recommendation, and to use such labor and materials as you deem advisable. I understand that Arrow Plumbing will not provide an itemized breakdown of materials & labor beyond the price set forth below. Unless prior authorization for billing is made in advance, payment for all work done is due upon completion (COD). An office billing charge and/or finance charge of 1.75% per month (21% per annum) or a minimum of \$30.00 per month will be added after 3 days past due. I agree to pay reasonable attorneys' fees, court costs and collection fees in the event of legal action. I have read this contract, including the terms and conditions on the reverse side hereof and agree to be bound by all the terms contained herein. All old parts will be removed from premises and discarded, unless otherwise specified herein.

I HEREBY AUTHORIZE YOU TO PROCEED WITH THE ABOVE WORK AT THE UPFRONT FEE OF: \$ 328 Signature: Jahlia Walsh Print Name: Jahlia Walsh  
 I HEREBY AUTHORIZE THE ADDITIONAL WORK/CHANGE ORDER TO INVOICE AT THE UPFRONT FEE OF: \$ 108 Signature: Jahlia Walsh Print Name: Jahlia Walsh

Qty	Task #	Description	Investment	Warranty
	Dispatch Fee	(Ask me how you can receive FREE dispatch fees!)	<u>150<sup>00</sup></u>	
		<u>access under house</u>	<u>178<sup>00</sup></u>	<u>0</u>
		<u>fixing leak</u>	<u>108<sup>00</sup></u>	
		<u>150<sup>00</sup> + 178 = 328<sup>00</sup></u>		

FINANCING TERMS: Paid in full

PAYMENT 1 GF  Cash  Check  Check # 523  
 MC  Visa  AmEx  Auth. # \_\_\_\_\_

PAYMENT 2 GF  Cash  Check  Check # \_\_\_\_\_  
 MC  Visa  AmEx  Auth. # \_\_\_\_\_

SUBTOTAL	
TAX	
TOTAL COST	<u>436<sup>00</sup></u>
TOTAL MEMBERSHIP SAVINGS \$	_____

ACCEPTANCE OF WORK PERFORMED: I acknowledge satisfactory completion of the above described work and that the premises have been left in satisfactory condition. I understand that if my check does not clear, I am liable for the check and any charges from the bank. I agree to pay 1.75% per month for past due amounts (minimum charge \$30). In the event that collection efforts are initiated against me, I shall pay for all associated fees at the posted rates as well as all attorneys' fees and collection costs. I agree that the amount set forth in the space marked "TOTAL COST" is the total flat price I have agreed to pay.

SIGNATURE: Jahlia Walsh

CUSTOMER SERVICE IS OUR #1 PRIORITY  
 We are committed to providing you with the highest level of customer service. If you are not completely satisfied for any reason or you need us to do anything better at any point in the process, please let me or my manager know as soon as you can. Your feedback is very important to us.

THANK YOU FOR CHOOSING US FOR YOUR SERVICE NEEDS!

I decline to have recommended repairs:  
 SIGNATURE \_\_\_\_\_

CITY OF BRYANT WATER AND WASTEWATER UTILITIES  
**LEAK ADJUSTMENT REQUEST**

Date of Request: 03.26  
 Customer Name: Josie Brann  
 Service Address: 508 Creekside Cv  
 City: Bryant  
 Date Leak Detected: \_\_\_\_\_

Service Account No: 102-09278-02  
 Home Phone: \_\_\_\_\_  
 Work Phone: \_\_\_\_\_  
 State, Zip: AR 72022  
 Date Repaired: 03.26

Description of cause of leak (faucet, toilet, underground, etc.):

Toilet Leaking


Explanation of how leak was repaired: Attach Plumbing invoice or receipts for repair Parts

Replaced

- You have the right to appeal the Customer Service Manager’s decision to the Water and Sewer Advisory Committee (WSAC).
- If you are dissatisfied with the decision of the WSAC you have the right to appear before the Bryant City Council for a final decision.

**FOR OFFICE USE ONLY:**

Amount of Bill:	<b>\$515.84</b>	Usage:	<b>254</b>
Average Bill:	\$178.34	Three Month Average Usage:	83
Adjustment Approved:		Approved By:	
Amount of Adjustment to Water & Sewer Bill:	\$162.62	Adjusted Bill Amount:	\$353.22
Payment Plan:	Y: <input type="checkbox"/> N: <input type="checkbox"/>	Months:	Payment Amt:



---

Customer Service Manager

102-09278-02

870-319-5064



Ray Lusk Plumbing  
921 Rushing Circle  
Little Rock, AR, 72204

**BILL TO**  
JOSIE SEDBERRY  
508 CREEKSIDE CV  
BRYANT, AR 72022

<b>INVOICE</b> 339048	<b>INVOICE DATE</b> Mar 13, 2026
--------------------------	-------------------------------------

**JOB ADDRESS**  
JOSIE SEDBERRY  
508 CREEKSIDE CV  
BRYANT, AR 72022

**Completed Date:**  
**Payment Term: COD**

**DESCRIPTION OF WORK**

customer informed tech that high water bill was caused by master toilet constantly running. toilet handle gets stuck and fill valve does not shut off properly .  
total tank rebuild needed, replacing the fill valve, seal, supply line and trip lever.

Once the repair was made there were no leaks present and the toilet was operating properly.

RLP provides 1 year parts and labor warranty.  
RLP does not warranty existing plumbing or fixtures.

TASK	DESCRIPTION	QTY	PRICE	TOTAL
T42360	TOTAL TOILET TANK REBUILD W/TRIP LEVER	1.00	\$255.50	\$255.50

PAID ON	TYPE	MEMO	AMOUNT
3/13/2026	Mobile Check Capture	total tank rebuild	\$255.50

<b>SUB-TOTAL</b>	\$255.50
<b>TAX</b>	\$0.00
<b>TOTAL DUE</b>	\$255.50
<b>PAYMENT</b>	\$255.50
<b>BALANCE DUE</b>	<b>\$0.00</b>

Thank you for choosing Ray Lusk Plumbing

NOW SERVING NORTHWEST ARKANSAS!

921 Rushing Cir  
Little Rock, AR 72204  
(501) 664-0940

2272 Worth Ln. Unit F  
Springdale, AR 72764  
(479) 306-7777

Please contact us with any questions, comments, or areas we can improve on in the future. [Service@rayluskplumbing.com](mailto:Service@rayluskplumbing.com)

**CUSTOMER AUTHORIZATION**

I the undersigned, an owner/authorized representative/tenant of the premises at which the work mentioned is to be done. I hereby authorize you to perform Diagnosis/solution, and to use such labor and materials as you deem advisable at the price listed above. I agree to pay \$25 per month for each past due invoice in the event that collection efforts are initiated against me, I shall pay for all associated fees or cost by the addition of my signature below, I agree that I have received a copy of this contract, notice to the owner, and that I have read, understand, and agree to the terms listed herein. I acknowledge satisfactory completion of the described work, and that the premises have been left in a satisfactory condition.

Sign here



Date 3/13/2026

---

**CUSTOMER ACKNOWLEDGEMENT**

I acknowledge satisfactory completion of the described work, and that the premises have been left in a satisfactory condition.

Sign here



Date 3/13/2026

---

CITY OF BRYANT WATER AND WASTEWATER UTILITIES  
LEAK ADJUSTMENT REQUEST

Date of Request: 03.26  
 Customer Name: Subway  
 Service Address: 611 Office Park #7  
 City: Bryant  
 Date Leak Detected: \_\_\_\_\_

Service Account No: 001-02325-01  
 Home Phone: \_\_\_\_\_  
 Work Phone: \_\_\_\_\_  
 State, Zip: AR 72022  
 Date Repaired: 02.26

Description of cause of leak (faucet, toilet, underground, etc.):

Leaking pipe in the wall by water heater


Explanation of how leak was repaired: Attach Plumbing invoice or receipts for repair Parts

Replaced

- You have the right to appeal the Customer Service Manager's decision to the Water and Sewer Advisory Committee (WSAC).
- If you are dissatisfied with the decision of the WSAC you have the right to appear before the Bryant City Council for a final decision.

FOR OFFICE USE ONLY:

Amount of Bill:	<b>\$629.36</b>	Usage:	<b>310</b>
Average Bill:	\$167.53	Three Month Average Usage:	76
Adjustment Approved:		Approved By:	
Amount of Adjustment to Water & Sewer Bill:	\$222.54	Adjusted Bill Amount:	\$406.82
Payment Plan:	Y: <input type="checkbox"/> N: <input type="checkbox"/>	Months:	Payment Amt:

  
 \_\_\_\_\_  
 Customer Service Manager

3-16-26

H-L Investments, LLC

200 River Market Ave., Ste 300  
Little Rock, AR 72201

Statement date: 02/11/2026  
Move in date: 05/01/2015  
Recurring rent: 2,884.00

Unpaid Charges



Subway

611 Office Park Drive  
Suite #7  
Bryant, AR 72022

001-02325-01

501-442-0773



Bryant Shoppes

611 Office Park Drive  
Bryant, AR 72022

Unit: 07

Office: (501) 442-0773

Date	Description	Charges	Payments	Balance
02/04/2026	Tenant or Owner Charge Back - MTP Inv# 78873 - Cut out sheetrock, re ran plumbing, and reinstalled water heater	463.30	0.00	463.30
<b>Total</b>				<b>463.30</b>

Total Amount Due	0 - 30 Days	30+ Days
	463.30	463.30
		0.00

CITY OF BRYANT WATER AND WASTEWATER UTILITIES  
LEAK ADJUSTMENT REQUEST

Date of Request: 03.26  
 Customer Name: Juan Bravo  
 Service Address: 387 Indian Springs Dr  
 City: Bryant  
 Date Leak Detected: \_\_\_\_\_

Service Account No: 001-06518-02  
 Home Phone: \_\_\_\_\_  
 Work Phone: \_\_\_\_\_  
 State, Zip: AR, 72022  
 Date Repaired: 02.26

Description of cause of leak (faucet, toilet, underground, etc.):

Outside water faucet busted


Explanation of how leak was repaired: Attach Plumbing invoice or receipts for repair Parts

Replaced

- You have the right to appeal the Customer Service Manager's decision to the Water and Sewer Advisory Committee (WSAC).
- If you are dissatisfied with the decision of the WSAC you have the right to appear before the Bryant City Council for a final decision.

FOR OFFICE USE ONLY:

Amount of Bill:	\$279.01	Usage:	134
Average Bill:	\$61.91	Three Month Average Usage:	24
Adjustment Approved:		Approved By:	
Amount of Adjustment to Water & Sewer Bill:	\$104.61	Adjusted Bill Amount:	\$174.40
Payment Plan:	Y: <input type="checkbox"/> N: <input type="checkbox"/>	Months:	Payment Amt:

  
 \_\_\_\_\_  
 Customer Service Manager



Lajena Holt &lt;lholt@cityofbryant.com&gt;

001-06518-02

Meter 3343931 3-24-26

## [waterbilling] Water line breakage due to inclement weather

1 message

Elizabeth Peel &lt;Elizabeth.Peel@dfa.arkansas.gov&gt;

Tue, Mar 24, 2026 at 12:30 PM

To: "Waterbilling@cityofbryant.com" <Waterbilling@cityofbryant.com>, "mariabravo22114@gmail.com" <mariabravo22114@gmail.com>

Cc: E Peel <espeel@att.net>, "wbravo13@gmail.com" <wbravo13@gmail.com>

Dear sir/madam, I am writing on behalf of Mr. Juan Bravo resident at 387 Indian Springs, Bryant AR. His account # is 001-06518-02.

Mr. Bravo has paid his \$279.01 bill for the month of 1/25/26-2/25/26 which he received. The bill was extensively high because of the Jan/Feb 2026 Snow Crete weather. Mr. Bravo was notified by his new neighbor to the east of his Traylor home that he had a water leak, **this was only revealed after the Snow Crete melted away**. In which Mr. Bravo immediately shut off the water flow and went to the hardware store and replaced the attached outside water faucet that had burst.

Mr. Bravo gave me the information last night after he paid the bill. The reason for the delay in sending this is because Mr. and Mrs. Bravo both had surgery in the month of February and now Mrs. Bravo is out of state for the arrival of their 1<sup>st</sup> born granddaughter. 😊

Please note that every year Mr. Bravo is diligent in taking precautionary action yearly as he is aware of the potential hazard to his mobile home. However, this winter the weather was extremely cold for an extended amount of time. The Bravo's prays that the Bryant Water company will consider adjusting their bill to the normal monthly usage as you will be able to see on this month 2-25 /3-25 which has not yet occurred. Since the repairs were immediately done once he was aware of the leak.

Should you have any questions or concerns you may reach Mr. Bravo at 501-240-9162 (he will need a Spanish Translator) or his wife Lourdes speaks english, however is out of the state. Yet she can be reached at 501-772-0691 or email her at [mariabravo22114@gmail.com](mailto:mariabravo22114@gmail.com) which I have cc'd her in this writing as well as her daughter Wendy at: [wbravo13@gmail.com](mailto:wbravo13@gmail.com)

I may be reached at 501-551-1167 as I am a longtime family friend and translator for them. My email at home is: [espeel@att.net](mailto:espeel@att.net) thank you for your consideration in this matter,

Respectfully,



**Elizabeth Peel**

Arkansas Department of Finance and Administration

Revenue Division – Individual Income Tax Office

DFA Customer Service Specialist

Office: 501-682-1100 | Fax: 501-682-7692

[elizabeth.peel@dfa.arkansas.gov](mailto:elizabeth.peel@dfa.arkansas.gov)

<https://www.dfa.arkansas.gov>

CITY OF BRYANT WATER AND WASTEWATER UTILITIES  
LEAK ADJUSTMENT REQUEST

Date of Request: 03.26  
 Customer Name: Gene Bagwell  
 Service Address: 269 Flintstone Dr  
 City: Bryant  
 Date Leak Detected: \_\_\_\_\_

Service Account No: 102-04651-00  
 Home Phone: \_\_\_\_\_  
 Work Phone: \_\_\_\_\_  
 State, Zip: AR, 72022  
 Date Repaired: \_\_\_\_\_

Description of cause of leak (faucet, toilet, underground, etc.):

3/4 PVC Leaking on service line


Explanation of how leak was repaired: Attach Plumbing invoice or receipts for repair Parts

Replaced

- You have the right to appeal the Customer Service Manager's decision to the Water and Sewer Advisory Committee (WSAC).
- If you are dissatisfied with the decision of the WSAC you have the right to appear before the Bryant City Council for a final decision.

FOR OFFICE USE ONLY:

Amount of Bill:	<b>\$429.84</b>	Usage:	<b>216</b>
Average Bill:	\$94.32	Three Month Average Usage:	46
Adjustment Approved:		Approved By:	
Amount of Adjustment to Water & Sewer Bill:	\$161.67	Adjusted Bill Amount:	\$268.17
Payment Plan:	Y: <input type="checkbox"/> N: <input type="checkbox"/>	Months:	Payment Amt:

  
 \_\_\_\_\_  
 Customer Service Manager

CONLEY  
PLUMBING



102-04651-00

501-317-7432

# INVOICE

Conley Plumbin,  
2300 Prange R  
ALEXANDER, Arkansas 7200  
United State

501590290  
conleyplumbingar.com

**BILL TO:**

**Cool Springs Pointe**  
Anjelica Garrett  
154 Quapaw Drive  
Bryant, Arkansas 72022  
United States

5018473170  
coolsprings@flagshipcommunities.com

**Invoice Number:** 29

**Invoice Date:** March 16, 2026

**Payment Due:** March 16, 2026

**Amount Due (USD):** \$390.00

**Pay Securely Online**

Items	Quantity	Price	Amount
<b>Service call</b> Service call to repair a leak in the water service at 269 Flintstone. Upon arrival we discovered tire tracks over the service at the meter box. After digging up the water service we found a shark bite fitting forced off of broken 3/4 PVC. Repaired with sch 40 coupling, pipe, and a municipal fitting. Flushed out the line at the first hose bib, and all working as it should. 2 hrs. labor plus material.	1	\$390.00	\$390.00

**Total:** \$390.00

**Amount Due (USD):** \$390.00

**Pay Securely Online**



[link.waveapps.com/svehxf-55n5pu](https://link.waveapps.com/svehxf-55n5pu)

CITY OF BRYANT WATER AND WASTEWATER UTILITIES  
LEAK ADJUSTMENT REQUEST

Date of Request: 03.2026  
 Customer Name: Abidemi Kareem  
 Service Address: 2809 Olivia Ct  
 City: Bryant  
 Date Leak Detected: \_\_\_\_\_

Service Account No: 101-05526-00  
 Home Phone: \_\_\_\_\_  
 Work Phone: \_\_\_\_\_  
 State, Zip: AR, 72022  
 Date Repaired: 03.2026

Description of cause of leak (faucet, toilet, underground, etc.):

Toilet Leak

Explanation of how leak was repaired: Attach Plumbing invoice or receipts for repair Parts

Replaced

- You have the right to appeal the Customer Service Manager's decision to the Water and Sewer Advisory Committee (WSAC).
- If you are dissatisfied with the decision of the WSAC you have the right to appear before the Bryant City Council for a final decision.

FOR OFFICE USE ONLY:

Amount of Bill:	\$527.68	Usage:	260
Average Bill:	\$83.62	Three Month Average Usage:	35
Adjustment Approved:		Approved By:	
Amount of Adjustment to Water & Sewer Bill:	\$213.98	Adjusted Bill Amount:	\$313.70
Payment Plan:	Y: <input type="checkbox"/> N: <input type="checkbox"/>	Months:	Payment Amt:

  
 \_\_\_\_\_  
 Customer Service Manager

2809 Olivia Ct  
101.0 5526.00



LEARN MORE AT [LOWES.COM/MYLOWESREWARDS](http://LOWES.COM/MYLOWESREWARDS)

LOWE'S HOME CENTERS, LLC  
2330 NORTH REYNOLDS ROAD  
BRYANT, AR 72022 (501) 213-2000

- SALE -

SALES#: S2471HHN 5421663 TRANS#: 517130231 03-26-26

795256 KORKY 2-IN COMPLETE KIT	24.98
SUBTOTAL:	24.98
TOTAL TAX:	2.37
INVOICE 85664 TOTAL:	27.35
VISA:	27.35

VISA: XXXXXXXXXXXX6843 AMOUNT: 27.35 AUTHCD: 063930  
TAP REFID:247138664800 03/26/26 14:02:12  
APL : 43484153452056495341 TOR : 0000000000  
AID : A0000900031610

STORE: 2471 TERMINAL: 38 03/26/26 14:02:16  
# OF ITEMS PURCHASED: 1  
EXCLUDES FEES, SERVICES AND SPECIAL ORDER ITEMS



THANK YOU FOR SHOPPING LOWE'S.  
FOR FULL DETAILS ON OUR RETURN POLICY, VISIT  
[LOWES.COM/RETURNS](http://LOWES.COM/RETURNS)  
A WRITTEN COPY OF THE RETURN POLICY IS AVAILABLE  
AT OUR CUSTOMER SERVICE DESK

MY LOWE'S REWARDS CREDIT CARDHOLDERS GET MORE.  
FOR DETAILS VISIT [LOWES.COM/MYLOWESREWARDS](http://LOWES.COM/MYLOWESREWARDS)

\*\*\*\*\*  
 \* SHARE YOUR FEEDBACK! \*  
 \* ENTER FOR A CHANCE TO BE \*  
 \* ONE OF FIVE \$500 WINNERS DRAWN MONTHLY! \*  
 \* ENTRE EN EL SORTEO MENSUAL \*  
 \* PARA SER UNO DE LOS CINCO GANADORES DE \$500! \*  
 \* \*  
 \* ENTER BY COMPLETING A SHORT SURVEY \*  
 \* WITHIN ONE WEEK AT: [www.lowes.com/survey](http://www.lowes.com/survey) \*  
 \* YOUR ID #856645 24/120 850857 \*  
 \* \*  
 \* NO PURCHASE NECESSARY TO ENTER OR WIN \*  
 \* ODDS VARY. PROBABILITIES MUST BE 18 OR OLDER TO ENTER. \*  
 \* \*\*\*\*\*

CITY OF BRYANT WATER AND WASTEWATER UTILITIES  
LEAK ADJUSTMENT REQUEST

Date of Request: 03.2026  
 Customer Name: Adraine Coleman  
 Service Address: 11 Crain Dr.  
 City: Bryant  
 Date Leak Detected: \_\_\_\_\_

Service Account No: 001-07110-07  
 Home Phone: \_\_\_\_\_  
 Work Phone: \_\_\_\_\_  
 State, Zip: AR, 72022  
 Date Repaired: 03.2026

Description of cause of leak (faucet, toilet, underground, etc.):

Washer Supply Line Leaking

Explanation of how leak was repaired: Attach Plumbing invoice or receipts for repair Parts

Replaced

- You have the right to appeal the Customer Service Manager's decision to the Water and Sewer Advisory Committee (WSAC).
- If you are dissatisfied with the decision of the WSAC you have the right to appear before the Bryant City Council for a final decision.

FOR OFFICE USE ONLY:

Amount of Bill:	\$328.35	Usage:	159
Average Bill:	\$59.93	Three Month Average Usage:	23
Adjustment Approved:		Approved By:	
Amount of Adjustment to Water & Sewer Bill:	\$129.33	Adjusted Bill Amount:	\$199.02
Payment Plan:	Y: <input type="checkbox"/> N: <input type="checkbox"/>	Months:	Payment Amt:

  
 \_\_\_\_\_  
 Customer Service Manager



# CITY OF BRYANT WATER AND WASTEWATER UTILITIES MONTHLY LEAK ADJUSTMENT REPORT

SUMMARY March 2026  
Date: \_\_\_\_\_

Total Number of Request for Adjustment		Total Number of Adjustments Approved	
Highest Bill Adjusted		Lowest Bill Adjusted	
Total Gallons Adjusted		Total Cost of Adjustments	

**DETAILS**

Customer Name	Tiffany Goebel			Customer Address	600 SE 2nd St
Date Leak Detected by AMI				Date Customer Notified	
Date Leak Started				Date Leak Repaired	
Amount of Bill:	600.71			Usage:	297
Average Bill:	123.09			Three Month Average Usage:	55
Adjustment Approved:	Yes	<input type="checkbox"/>	No	Approved By:	
Amount of Adjustment to Sewer Bill:	230.14			Adjusted Bill Amount:	370.57
Customer Name				Customer Address	
Date Leak Detected by AMI				Date Customer Notified	
Date Leak Started				Date Leak Repaired	
Amount of Bill:				Usage:	
Average Bill:				Three Month Average Usage:	
Adjustment Approved:	Yes	<input type="checkbox"/>	No	Approved By:	
Amount of Adjustment to Sewer Bill:				Adjusted Bill Amount:	
Customer Name				Customer Address	
Date Leak Detected by AMI				Date Customer Notified	
Date Leak Started				Date Leak Repaired	
Amount of Bill:				Usage:	
Average Bill:				Three Month Average Usage:	
Adjustment Approved:	Yes	<input type="checkbox"/>	No	Approved By:	
Amount of Adjustment to Sewer Bill:				Adjusted Bill Amount:	
Customer Name				Customer Address	
Date Leak Detected by AMI				Date Customer Notified	
Date Leak Started				Date Leak Repaired	
Amount of Bill:				Usage:	
Average Bill:				Three Month Average Usage:	
Adjustment Approved:	Yes	<input type="checkbox"/>	No	Approved By:	
Amount of Adjustment to Sewer Bill:				Adjusted Bill Amount:	

CITY OF BRYANT WATER AND WASTEWATER UTILITIES  
**LEAK ADJUSTMENT REQUEST**

Date of Request: 03.26  
 Customer Name: Tiffany Goebel  
 Service Address: 600 SE 2nd St.  
 City: Bryant  
 Date Leak Detected: \_\_\_\_\_

Service Account No: 001-02068-08  
 Home Phone: \_\_\_\_\_  
 Work Phone: \_\_\_\_\_  
 State, Zip: AR, 72022  
 Date Repaired: 03.26

Description of cause of leak (faucet, toilet, underground, etc.):

Toilet Leaking

Explanation of how leak was repaired: Attach Plumbing invoice or receipts for repair Parts

Repaired

- You have the right to appeal the Customer Service Manager's decision to the Water and Sewer Advisory Committee (WSAC).
- If you are dissatisfied with the decision of the WSAC you have the right to appear before the Bryant City Council for a final decision.

**FOR OFFICE USE ONLY:**

Amount of Bill:	<b>\$600.71</b>	Usage:	<b>297</b>
Average Bill:	<b>\$123.09</b>	Three Month Average Usage:	<b>55</b>
Adjustment Approved:		Approved By:	
Amount of Adjustment to Water & Sewer Bill:	<b>\$230.14</b>	Adjusted Bill Amount:	<b>\$370.57</b>
Payment Plan:	Y: <input type="checkbox"/> N: <input type="checkbox"/>	Months:	Payment Amt:

  
 \_\_\_\_\_  
 Customer Service Manager

Acct# 001-02068-08



# CITY OF BRYANT WATER AND WASTEWATER UTILITIES

## MONTHLY LEAK ADJUSTMENT REPORT

**SUMMARY**

Date: March 2026

Total Number of Request for Adjustment	Total Number of Adjustments Approved
Highest Bill Adjusted	Lowest Bill Adjusted
Total Gallons Adjusted	Total Cost of Adjustments

**DETAILS**

Customer Name	Jordan Hemphill	Customer Address	2200 Amber Cove
Date Leak Detected by AMI		Date Customer Notified	
Date Leak Started		Date Leak Repaired	
Amount of Bill:	\$1,246.09	Usage:	624
Average Bill:	\$77.70	Three Month Average Usage:	32
Adjustment Approved:	Yes <input type="checkbox"/> No <input type="checkbox"/>	Approved By:	
Amount of Adjustment to Sewer Bill:	\$562.99	Adjusted Bill Amount:	\$683.10
Customer Name	Latoya Ayers	Customer Address	2828 Andrew Pk
Date Leak Detected by AMI		Date Customer Notified	
Date Leak Started		Date Leak Repaired	
Amount of Bill:	\$1,439.51	Usage:	722
Average Bill:	\$83.62	Three Month Average Usage:	35
Adjustment Approved:	Yes <input type="checkbox"/> No <input type="checkbox"/>	Approved By:	
Amount of Adjustment to Sewer Bill:	\$653.33	Adjusted Bill Amount:	\$786.18
Customer Name	Tarnesia Green	Customer Address	1001 Bristol Pr.
Date Leak Detected by AMI		Date Customer Notified	
Date Leak Started		Date Leak Repaired	
Amount of Bill:	\$543.46	Usage:	268
Average Bill:	\$158.61	Three Month Average Usage:	73
Adjustment Approved:	Yes <input type="checkbox"/> No <input type="checkbox"/>	Approved By:	
Amount of Adjustment to Sewer Bill:	\$185.44	Adjusted Bill Amount:	\$358.02
Customer Name	Charles Light	Customer Address	304 Zachary Cv.
Date Leak Detected by AMI		Date Customer Notified	
Date Leak Started		Date Leak Repaired	
Amount of Bill:	\$342.16	Usage:	166
Average Bill:	\$54.01	Three Month Average Usage:	20
Adjustment Approved:	Yes <input type="checkbox"/> No <input type="checkbox"/>	Approved By:	
Amount of Adjustment to Sewer Bill:	\$138.84	Adjusted Bill Amount:	\$203.32
Customer Name	Rachel Boyle	Customer Address	5004 N. Shobe Rd.
Date Leak Detected by AMI		Date Customer Notified	
Date Leak Started		Date Leak Repaired	
Amount of Bill:	\$605.37	Usage:	726
Average Bill:	\$20.96	Three Month Average Usage:	20
Adjustment Approved:	Yes <input type="checkbox"/> No <input type="checkbox"/>	Approved By:	
Amount of Adjustment to Sewer Bill:	\$266.16	Adjusted Bill Amount:	\$339.21

# CITY OF BRYANT WATER AND WASTEWATER UTILITIES

## MONTHLY LEAK ADJUSTMENT REPORT

**SUMMARY**

Date: March 2026

Total Number of Request for Adjustment	Total Number of Adjustments Approved
Highest Bill Adjusted	Lowest Bill Adjusted
Total Gallons Adjusted	Total Cost of Adjustments

**DETAILS**

Customer Name	Andrea Riley	Customer Address	2708 Henson Pl
Date Leak Detected by AMI		Date Customer Notified	
Date Leak Started		Date Leak Repaired	
Amount of Bill:	\$1,028.54	Usage:	759
Average Bill:	\$54.61	Three Month Average Usage:	20
Adjustment Approved:	Yes <input type="checkbox"/> No <input type="checkbox"/>	Approved By:	
Amount of Adjustment to Sewer Bill:	\$702.79	Adjusted Bill Amount:	\$325.75
Customer Name	Robert Bennett	Customer Address	3809 Roxbury Dr
Date Leak Detected by AMI		Date Customer Notified	
Date Leak Started		Date Leak Repaired	
Amount of Bill:	\$756.62	Usage:	376
Average Bill:	\$111.25	Three Month Average Usage:	49
Adjustment Approved:	Yes <input type="checkbox"/> No <input type="checkbox"/>	Approved By:	
Amount of Adjustment to Sewer Bill:	\$310.97	Adjusted Bill Amount:	\$445.65
Customer Name	T & B Auto Sales	Customer Address	25637 I-30 S
Date Leak Detected by AMI		Date Customer Notified	
Date Leak Started		Date Leak Repaired	
Amount of Bill:	\$5,037.59	Usage:	2684
Average Bill:	\$321.48	Three Month Average Usage:	154
Adjustment Approved:	Yes <input type="checkbox"/> No <input type="checkbox"/>	Approved By:	
Amount of Adjustment to Sewer Bill:	\$2,406.03	Adjusted Bill Amount:	\$2,631.56
Customer Name	Jacob Acklin	Customer Address	2203 Pease Ct
Date Leak Detected by AMI		Date Customer Notified	
Date Leak Started		Date Leak Repaired	
Amount of Bill:	\$1,776.98	Usage:	893
Average Bill:	\$79.66	Three Month Average Usage:	33
Adjustment Approved:	Yes <input type="checkbox"/> No <input type="checkbox"/>	Approved By:	
Amount of Adjustment to Sewer Bill:	\$817.86	Adjusted Bill Amount:	\$959.12
Customer Name	Wanda Simington	Customer Address	2500 Daisy Cv
Date Leak Detected by AMI		Date Customer Notified	
Date Leak Started		Date Leak Repaired	
Amount of Bill:	\$1,013.77	Usage:	873
Average Bill:	\$47.16	Three Month Average Usage:	31
Adjustment Approved:	Yes <input type="checkbox"/> No <input type="checkbox"/>	Approved By:	
Amount of Adjustment to Sewer Bill:	\$483.31	Adjusted Bill Amount:	\$530.46

CITY OF BRYANT WATER AND WASTEWATER UTILITIES  
**LEAK ADJUSTMENT REQUEST**

Date of Request: 03.2026  
 Customer Name: Jordan Hemphill  
 Service Address: 2200 Amber Cove  
 City: Bryant  
 Date Leak Detected: \_\_\_\_\_

Service Account No: 101-01708-02  
 Home Phone: \_\_\_\_\_  
 Work Phone: \_\_\_\_\_  
 State, Zip: AR, 72022  
 Date Repaired: 03.2026

Description of cause of leak (faucet, toilet, underground, etc.):

Main water line leaking under the slab


Explanation of how leak was repaired: Attach Plumbing invoice or receipts for repair Parts

Repaired

- You have the right to appeal the Customer Service Manager's decision to the Water and Sewer Advisory Committee (WSAC).
- If you are dissatisfied with the decision of the WSAC you have the right to appear before the Bryant City Council for a final decision.

**FOR OFFICE USE ONLY:**

Amount of Bill:	<b>\$1,246.09</b>	Usage:	<b>624</b>
Average Bill:	\$77.70	Three Month Average Usage:	32
Adjustment Approved:		Approved By:	
Amount of Adjustment to Water & Sewer Bill:	\$562.99	Adjusted Bill Amount:	\$683.10
Payment Plan:	Y: <input type="checkbox"/> N: <input type="checkbox"/>	Months:	Payment Amt:

  
 \_\_\_\_\_  
 Customer Service Manager

**Paulette Plumbing LLC**

Tim and Clifton Paulette

14931 Lewis Trail

Paron, AR 72122

501-594-5432

**INVOICE 8435**

PHONE		MECHANIC	DATE 3-3-26
BILL TO		STARTING DATE	/ /
ADDRESS		HELPER	ORDER TAKEN BY
CITY		2200 Amber Cove	
JOB NAME AND LOCATION		Bryant 72022	
		JOB PHONE	

**DESCRIPTION OF WORK**

Replace main water line going into house. The old line was leaking under the slab. Run new line up into attic.

\$1,225

paid square

	TOTAL MATERIALS	
	TOTAL LABOR	
	TAX	
DATE COMPLETED / /	TOTAL AMOUNT	\$1,225.00

**Signature** \_\_\_\_\_

I hereby acknowledge the satisfactory completion of the above described work

101-01708-02  
501-249-9599

CITY OF BRYANT WATER AND WASTEWATER UTILITIES  
LEAK ADJUSTMENT REQUEST

Date of Request: 02.2026  
 Customer Name: Latoya Ayers  
 Service Address: 2828 Andrew Dr  
 City: Bryant  
 Date Leak Detected: \_\_\_\_\_

Service Account No: 001-06681-02  
 Home Phone: \_\_\_\_\_  
 Work Phone: \_\_\_\_\_  
 State, Zip: AR, 72022  
 Date Repaired: 02.2026

Description of cause of leak (faucet, toilet, underground, etc.):

Water line leaking


Explanation of how leak was repaired: Attach Plumbing invoice or receipts for repair Parts

Repaired

- You have the right to appeal the Customer Service Manager's decision to the Water and Sewer Advisory Committee (WSAC).
- If you are dissatisfied with the decision of the WSAC you have the right to appear before the Bryant City Council for a final decision.

FOR OFFICE USE ONLY:

Amount of Bill:	<b>\$1,439.51</b>	Usage:	<b>722</b>
Average Bill:	<b>\$83.62</b>	Three Month Average Usage:	<b>35</b>
Adjustment Approved:		Approved By:	
Amount of Adjustment to Water & Sewer Bill:	<b>\$653.33</b>	Adjusted Bill Amount:	<b>\$786.18</b>
Payment Plan:	Y: <input type="checkbox"/> N: <input type="checkbox"/>	Months:	Payment Amt:

  
 \_\_\_\_\_  
 Customer Service Manager

11:58



8 Messages



KT

Kelly Tucker

Yesterday

To: Foya Nicole >

Re: WATER INVOICE



here it is. Can you send it so it goes to the right? When in a police is



001-06681-02  
Fatoriya (Aperu)  
404-797-0633

CITY OF BRYANT WATER AND WASTEWATER UTILITIES  
LEAK ADJUSTMENT REQUEST

Date of Request: 02.2026  
 Customer Name: Tarnesia Green  
 Service Address: 1001 Bristol Dr  
 City: Bryant  
 Date Leak Detected: \_\_\_\_\_

Service Account No: 101-026208-02  
 Home Phone: \_\_\_\_\_  
 Work Phone: \_\_\_\_\_  
 State, Zip: AR, 72022  
 Date Repaired: 02.2026

Description of cause of leak (faucet, toilet, underground, etc.):

Toilet Leaking


Explanation of how leak was repaired: Attach Plumbing invoice or receipts for repair Parts

Repaired

- You have the right to appeal the Customer Service Manager's decision to the Water and Sewer Advisory Committee (WSAC).
- If you are dissatisfied with the decision of the WSAC you have the right to appear before the Bryant City Council for a final decision.

FOR OFFICE USE ONLY:

Amount of Bill:	<b>\$543.46</b>	Usage:	<b>268</b>
Average Bill:	\$158.61	Three Month Average Usage:	73
Adjustment Approved:		Approved By:	
Amount of Adjustment to Water & Sewer Bill:	\$185.44	Adjusted Bill Amount:	\$358.02
Payment Plan:	Y: <input type="checkbox"/> N: <input type="checkbox"/>	Months:	Payment Amt:

  
 \_\_\_\_\_  
 Customer Service Manager

101-06208-02



LEARN MORE AT LOWIE'S.COM/RYLOWIE

LOWIE'S HOME ARTISTS, LLC  
2300 NORTH REYNOLDS ROAD  
BRYANT, AR 72022 (501) 215-2000

05/26

SALES#: S2471300 5390513 TRAILER# 763749092 02-05-26

7377249	LOWIE'S ESSENTIALS 256CM	5.00
4039359	REIN MAX RING W/ BOLTS-C3	6.08
6548721	6E KD PRO SEAL MAX WHITE	13.98
11507	PROXY WHITE 500 MAXLESS S	13.66
203771	...	...

SUBTOTAL:	146.54
TOTAL TAX:	14.11
INVOICE TOTAL:	162.65
DEBITING:	162.65
CHANGE:	0.00

DEBITCD: XXXXXXXXXXXX1932 AMOUNT: 162.65 AUTHCD: 141491

CHIP REFID:247136585086 02/05/26 15:19:53

4PIN VERIFIED

TRACE : 585086 RETRIEVAL: 247136585086

PURCHASE CASH BACK TOTAL DEBIT		
162.65	0.00	162.65

TOR : 8000048500

TSI : 5800 AID : A0000000042203

STORE: 2471 TERMINAL: 36 02/05/26 15:19:58

# OF ITEMS PURCHASED: 5

EXCLUDES FEES, SERVICES AND SPECIAL ORDER ITEMS



THANK YOU FOR SHOPPING LOWIE'S.  
FOR FULL DETAILS ON OUR RETURN POLICY, VISIT  
LOWIE'S.COM/RETURNS  
A WRITTEN COPY OF THE RETURN POLICY IS AVAILABLE  
AT OUR CUSTOMER SERVICE DESK

MY LOWIE'S REWARDS CREDIT CARDHOLDERS GET MORE.  
FOR DETAILS VISIT LOWIE'S.COM/RYLOWIESREWARDS

\*\*\*\*\*

SHARE YOUR FEEDBACK

CITY OF BRYANT WATER AND WASTEWATER UTILITIES  
LEAK ADJUSTMENT REQUEST

Date of Request: 03.2026  
 Customer Name: Charles Light  
 Service Address: 304 Zachary Cv.  
 City: Bryant  
 Date Leak Detected: \_\_\_\_\_

Service Account No: 101-07555-00  
 Home Phone: \_\_\_\_\_  
 Work Phone: \_\_\_\_\_  
 State, Zip: AR, 72022  
 Date Repaired: 03.2026

Description of cause of leak (faucet, toilet, underground, etc.):

Bad valve on tank


Explanation of how leak was repaired: Attach Plumbing invoice or receipts for repair Parts

Repaired

- You have the right to appeal the Customer Service Manager's decision to the Water and Sewer Advisory Committee (WSAC).
- If you are dissatisfied with the decision of the WSAC you have the right to appear before the Bryant City Council for a final decision.

FOR OFFICE USE ONLY:

Amount of Bill:	<b>\$342.16</b>	Usage:	<b>166</b>
Average Bill:	\$54.01	Three Month Average Usage:	20
Adjustment Approved:		Approved By:	
Amount of Adjustment to Water & Sewer Bill:	\$138.84	Adjusted Bill Amount:	\$203.32
Payment Plan:	Y: <input type="checkbox"/> N: <input type="checkbox"/>	Months:	Payment Amt:

  
 \_\_\_\_\_  
 Customer Service Manager

HAD BAD VALUE NOT CLOSING ON  
TANK SO PUT ALL NEW PARTS INSIDE  
Tiller INSIDE FILL VALUE


3-9-26

Chad Fjell

304 ZACHRY CV.  
BRYANT  
7202

501-626-8470

101-07555-00



LEARN MORE AT [LOWES.COM/MYLOWESREWARDS](http://LOWES.COM/MYLOWESREWARDS)

LOWE'S HOME CENTERS, LLC  
2330 NORTH REYNOLDS ROAD  
BRYANT, AR 72022 (501) 213-2000

SALE

SALES#: S2471QJQ 5390513 TRANS#: 757754521 03-09-26

24408 FH REPLACEMENT FILL VALUE	10.08
222386 20-20 MICRO ALLERGEN 2-CT	23.97
SUBTOTAL:	34.05
TOTAL TAX:	3.23
INVOICE 92715 TOTAL:	37.28
VISA:	37.28

VISA: XXXXXXXXXXXX7348 AMOUNT: 37.28 AUTHCD: 009065  
TAP REFID:247142715552 03/09/26 12:03:06  
TUR : 000000006  
AID : A0000000031010

STORE: 2471 TERMINAL: 42 03/09/26 12:03:12

2 ITEMS PURCHASED: 2  
EXCLUDES FEES, SERVICES AND SPECIAL ORDER ITEMS



THANK YOU FOR SHOPPING LOWE'S.  
FOR FULL DETAILS ON OUR RETURN POLICY, VISIT  
[LOWES.COM/RETURNS](http://LOWES.COM/RETURNS)  
A WRITTEN COPY OF THE RETURN POLICY IS AVAILABLE  
AT OUR CUSTOMER SERVICE DESK

BY LOWE'S REWARDS CREDIT CARDHOLDERS GET MORE.  
FOR DETAILS VISIT [LOWES.COM/MYLOWESREWARDS](http://LOWES.COM/MYLOWESREWARDS)

\*\*\*\*\*

*	SHARE YOUR FEEDBACK!	*
*	ENTER FOR A CHANCE TO BE	*
*	ONE OF FIVE \$500 WINNERS DRAWN MONTHLY!	*
*	VENIR EN EL SORTEO MENSUAL	*
*	PARA SER UNO DE LOS CINCO GANADORES DE \$500!	*
*		*
*	ENTER BY COMPLETING A SHORT SURVEY	*
*	WITHIN ONE WEEK AT: <a href="http://www.lowes.com/survey">www.lowes.com/survey</a>	*
*		*

CITY OF BRYANT WATER AND WASTEWATER UTILITIES  
LEAK ADJUSTMENT REQUEST

Date of Request: 02.26  
 Customer Name: Rachel Boyle  
 Service Address: 5004 N Shobe Rd  
 City: Alexander  
 Date Leak Detected: \_\_\_\_\_

Service Account No: 001-02924-04  
 Home Phone: \_\_\_\_\_  
 Work Phone: \_\_\_\_\_  
 State, Zip: AR, 72022  
 Date Repaired: \_\_\_\_\_

Description of cause of leak (faucet, toilet, underground, etc.):

TNP on the water heater was open causing water to run

Explanation of how leak was repaired: Attach Plumbing invoice or receipts for repair Parts

Replaced

- You have the right to appeal the Customer Service Manager's decision to the Water and Sewer Advisory Committee (WSAC).
- If you are dissatisfied with the decision of the WSAC you have the right to appear before the Bryant City Council for a final decision.

FOR OFFICE USE ONLY:

Amount of Bill:	<b>\$605.37</b>	Usage:	<b>726</b>
Average Bill:	\$20.96	Three Month Average Usage:	20
Adjustment Approved:		Approved By:	
Amount of Adjustment to Water & Sewer Bill:	\$266.16	Adjusted Bill Amount:	\$339.21
Payment Plan:	Y: <input type="checkbox"/> N: <input type="checkbox"/>	Months:	Payment Amt:

  
 \_\_\_\_\_  
 Customer Service Manager

001-02924-04

501-920-0171

Matlock Rooter Services LLC  
1108 E Kiehl Ave.  
Sherwood, AR 72120  
LIC # MP7171  
[matlockrooterservices@yahoo.com](mailto:matlockrooterservices@yahoo.com)

received in  
office 2-25-26

Rachel Boyle  
5004 N. Shobe Rd.  
Alexander, AR 72002

Service Date: 2/18/2026

Homeowner reported a water leak. Upon arrival we found that the TNP on the water heater was open causing water to run. We closed the TNP and checked the pressure to home. Pressure was high at 125 psi. We replaced the pressure regulator and pressure was normal at 60 psi. There were no leaks upon completion and when tested.

Should you have any questions, please do not hesitate to contact us.

Thanks,  
Caitlin Matlock  
501-864-6272

CITY OF BRYANT WATER AND WASTEWATER UTILITIES  
LEAK ADJUSTMENT REQUEST

Date of Request: 03.2026  
 Customer Name: Andrea Riley  
 Service Address: 2708 Henson Pl  
 City: Bryant  
 Date Leak Detected: \_\_\_\_\_

Service Account No: 102-01828-06  
 Home Phone: \_\_\_\_\_  
 Work Phone: \_\_\_\_\_  
 State, Zip: AR, 72022  
 Date Repaired: 02.18.26

Description of cause of leak (faucet, toilet, underground, etc.):

Leak at water valve


Explanation of how leak was repaired: Attach Plumbing invoice or receipts for repair Parts

Repaired

- You have the right to appeal the Customer Service Manager's decision to the Water and Sewer Advisory Committee (WSAC).
- If you are dissatisfied with the decision of the WSAC you have the right to appear before the Bryant City Council for a final decision.

FOR OFFICE USE ONLY:

Amount of Bill:	<b>\$1,028.54</b>	Usage:	<b>759</b>
Average Bill:	<b>\$54.01</b>	Three Month Average Usage:	<b>20</b>
Adjustment Approved:		Approved By:	
Amount of Adjustment to Water & Sewer Bill:	<b>\$702.79</b>	Adjusted Bill Amount:	<b>325.75</b>
Payment Plan:	Y: <input type="checkbox"/> N: <input type="checkbox"/>	Months:	Payment Amt:

  
 \_\_\_\_\_  
 Customer Service Manager

102-01828-06

**CITY HOME INVESTMENTS LLC**

8 RIVERS EDGE DR , LITTLE ROCK, AR 72227

EMAPROPERTYINVESTMENTS@GMAIL.COM

501-454-9997

ATTN: TO WHOM IT MAY CONCERN

I, Automn Rogers, am the property manager for the property located at 2708 Henson Place, Bryant, AR 72022. This is a letter to notify that it was brought to our attention that there was a water leak at the property on February 18th, 2025. We were able to get the maintenance technician out to determine the source of the leak and found that there was a leak at a water valve. The repairs were approved immediately and the technician advised the repairs were completed on February 18th, 2025 and they tested and the leak has been fully repaired. Please reach out to me if there are any issues with this letter or more info is needed to proceed.

Thank you,

Autumn Rogers



City Home Investments LLC

Property Manager

CITY OF BRYANT WATER AND WASTEWATER UTILITIES  
LEAK ADJUSTMENT REQUEST

Date of Request: 02.26  
 Customer Name: Robert Bennett  
 Service Address: 3809 Roxbury Dr  
 City: Bryant  
 Date Leak Detected: \_\_\_\_\_

Service Account No: 101-04693-01  
 Home Phone: \_\_\_\_\_  
 Work Phone: \_\_\_\_\_  
 State, Zip: AR, 72022  
 Date Repaired: \_\_\_\_\_

Description of cause of leak (faucet, toilet, underground, etc.):

Water line leaking


Explanation of how leak was repaired: Attach Plumbing invoice or receipts for repair Parts

Replaced

- You have the right to appeal the Customer Service Manager's decision to the Water and Sewer Advisory Committee (WSAC).
- If you are dissatisfied with the decision of the WSAC you have the right to appear before the Bryant City Council for a final decision.

FOR OFFICE USE ONLY:

Amount of Bill:	<b>\$756.62</b>	Usage:	<b>376</b>
Average Bill:	\$111.25	Three Month Average Usage:	49
Adjustment Approved:		Approved By:	
Amount of Adjustment to Water & Sewer Bill:	<b>\$310.97</b>	Adjusted Bill Amount:	<b>\$445.65</b>
Payment Plan:	Y: <input type="checkbox"/> N: <input type="checkbox"/>	Months:	Payment Amt:

  
 \_\_\_\_\_  
 Customer Service Manager

Acct # 101-04693.01

SERVICE WORK ORDER

**DENNY DYER PLUMBING CO.**

All Phases of Home Remodels and Plumbing Repairs

PHONE 778-6453 Day or Night

1022 RIVER ROAD • BENTON, AR 72015

SERVICE INVOICE

No. 4617

Customer's Order No.		Phone	Mechanic	Helper	Date of Order
					7-24-26
Bill To					Order Taken By
Address					<input type="checkbox"/> Day Work
City					<input type="checkbox"/> Contract
Job Name and Location					<input type="checkbox"/> Extra
Work Ordered By				Job Phone	
				860-5587	

**DESCRIPTION OF WORK**

Watts leak in yard

3 hr labor 360.00

7 hr of pipe 35.00

395.00

# 3231  
2/26/24  
\$ 395

	TOTAL MATERIALS	
	TOTAL LABOR	
	TAX	
<input type="checkbox"/> No One Home	Date Completed	<b>TOTAL AMOUNTS</b>

Signature \_\_\_\_\_  Total amount due for above work: or  Total billing to be mailed after completion of work

I hereby acknowledge the satisfactory completion of the above described work.

CITY OF BRYANT WATER AND WASTEWATER UTILITIES  
LEAK ADJUSTMENT REQUEST

Date of Request: 02.26  
 Customer Name: T & B Auto Sales  
 Service Address: 25637 Interstate 30 S  
 City: Bryant  
 Date Leak Detected: \_\_\_\_\_

Service Account No: 101-06087-00  
 Home Phone: \_\_\_\_\_  
 Work Phone: \_\_\_\_\_  
 State, Zip: AR, 72022  
 Date Repaired: \_\_\_\_\_

Description of cause of leak (faucet, toilet, underground, etc.):

Toilet Leaking and Water leak at meter broken line

Explanation of how leak was repaired: Attach Plumbing invoice or receipts for repair Parts

Replaced

- You have the right to appeal the Customer Service Manager's decision to the Water and Sewer Advisory Committee (WSAC).
- If you are dissatisfied with the decision of the WSAC you have the right to appear before the Bryant City Council for a final decision.

FOR OFFICE USE ONLY:

Amount of Bill:	<b>\$5,037.59</b>	Usage:	<b>2684</b>
Average Bill:	\$321.48	Three Month Average Usage:	154
Adjustment Approved:		Approved By:	
Amount of Adjustment to Water & Sewer Bill:	\$2,406.03	Adjusted Bill Amount:	\$2,631.56
Payment Plan:	Y: <input type="checkbox"/> N: <input type="checkbox"/>	Months:	Payment Amt:

  
 \_\_\_\_\_  
 Customer Service Manager

Acct # 101-06087-00

Invoice # 18594

La Rue Plumbing, Inc  
Po Box 1587  
Benton, AR 72018  
501-315-6300

Invoice 12/18/2025  
Date: Thursday  
Bill-To: 100132

Location: 100132

Central AR Truck Outfitters  
Carl Gann  
25637 Interstate 30 S  
Bryant, AR 72022-9302

T & B Auto Sales  
Carl Gann  
25637 Interstate 30 S  
Bryant, AR 72022-9302

Service Description	Quantity	Price
---------------------	----------	-------

Labor and material to repair water leak at meter, complete broken line	1.00	\$768.00
--	------	----------

<b>SUBTOTAL</b>	\$768.00
<b>TAX</b>	\$0.00
<b>AMT PAID</b>	\$0.00
<b>TOTAL</b>	\$768.00
<b>AMOUNT DUE</b>	\$768.00

email

100132

12/03/2025

Bill-To: Central AR Truck Outfitters  
Carl Gann  
25637 Interstate 30 S  
Bryant, AR 72022-9302

PO Number:

Invoice #: 18594

La Rue Plumbing, Inc  
Po Box 1587  
Benton, AR 72018  
501-315-6300

**DUE UPON RECEIPT**

For your convenience we do accept cash, checks, PayPal and Visa/MC (subject to a 4% fee). Past Due invoices are subject to interest, re-billing fees, and all associated costs to collect. We very much appreciate your business and understand emergencies do arise, but in an effort to not raise service costs to all, these fees are a necessary cost of doing business

# La Rue Plumbing Inc.

P.O. Box 1587  
 Benton, AR 72018-1587  
 501-315-6300

Customer's Order No.		Date		12 24		20 25	
Name T # 13 Auto							
Address 25637 I-30 E							
Bryant, AR						Phone	
SOLD BY	CASH	C.O.D.	CHARGE	ON ACCT.	MDSE. RETD.	PAID OUT	
QUAN.	DESCRIPTION			PRICE	AMOUNT		
	Luber & material to repair water leak @ toilet						
					\$198.00		
All claims and returned goods MUST be accompanied by this bill.					TAX		
Received				TOTAL			
By _____				\$198.00			

All past due invoices are subject to a rebilling fee, late fees and any collection fees incurred to obtain payment: 30 days is considered past due.

Thank You

CITY OF BRYANT WATER AND WASTEWATER UTILITIES  
**LEAK ADJUSTMENT REQUEST**

Date of Request: 02.26  
 Customer Name: Jacob Acklin  
 Service Address: 2203 Defoe Ct  
 City: Bryant  
 Date Leak Detected: \_\_\_\_\_

Service Account No: 102-01221-01  
 Home Phone: \_\_\_\_\_  
 Work Phone: \_\_\_\_\_  
 State, Zip: AR, 72022  
 Date Repaired: \_\_\_\_\_

Description of cause of leak (faucet, toilet, underground, etc.):

Main water line leaking


Explanation of how leak was repaired: Attach Plumbing invoice or receipts for repair Parts

Replaced

- You have the right to appeal the Customer Service Manager's decision to the Water and Sewer Advisory Committee (WSAC).
- If you are dissatisfied with the decision of the WSAC you have the right to appear before the Bryant City Council for a final decision.

**FOR OFFICE USE ONLY:**

Amount of Bill:	<b>\$1,776.98</b>	Usage:	<b>893</b>
Average Bill:	\$79.66	Three Month Average Usage:	33
Adjustment Approved:		Approved By:	
Amount of Adjustment to Water & Sewer Bill:	<b>\$817.86</b>	Adjusted Bill Amount:	<b>\$959.12</b>
Payment Plan:	Y: <input type="checkbox"/> N: <input type="checkbox"/>	Months:	Payment Amt:

  
 \_\_\_\_\_  
 Customer Service Manager

Bill 3/10/26



Tiffany Jones <tjones@cityofbryant.com>

---

**[waterbilling] Pipe Repair/ Water Bill**

1 message

---

**Deshaun** <jacobdacklin1@gmail.com>

Tue, Feb 10, 2026 at 3:01 PM

To: waterbilling@cityofbryant.com

Good evening,

My name is Jacob Acklin, I am the home owner of [2203 Defoe Cir, Bryant, AR 72022](#). My account number with Bryant Water is 102-01221-01. I was notified of a water leak on January 27th, and after speaking with the Bryant Water Department, I was informed that the leak most likely started around January 22nd, the weekend of the winter snowstorm. After being informed of the leak, I consulted with Pipe Master plumbing to repair the leak. I will attach the receipt of the repairs that were done on January 30th. I am submitting this information to have our water bill adjusted for the abnormal water usage caused by the leak. You can contact me via email (this is my preferred email address), or call. My phone number is (501)-831-9939.



Tiffany Jones <tjones@cityofbryant.com>

# [waterbilling] Fwd: Receipt from Pipe Master Plumbing - Little Rock

1 message

**Deshaun** <jacobdacklin1@gmail.com>  
To: waterbilling@cityofbryant.com

Tue, Feb 10, 2026 at 3:01 PM

----- Forwarded message -----

From: **Pipe Master Plumbing - Little Rock** <notifications@housecallpro.com>  
Date: Fri, Jan 30, 2026 at 2:55 PM  
Subject: Receipt from Pipe Master Plumbing - Little Rock  
To: <jacobdacklin1@gmail.com>



## Your receipt from Pipe Master Plumbing - Little Rock

**Job Number:** 191  
**Service Date:**  
**Customer Name:** Jacob Acklin  
**Service Address:** 2203 Defoe Circle Bryant, AR 72022

Services	amount
TAM-125-01.00	\$474.95

Customer called due to leak some where in system upon inspection I installed new gate valve outside foundation wall of home to isolate main water line leak was in main from meter to house.

.288

**Services**

**amount**

TAM-4500-01.00

\$2,100.00

To excavate and replace main waterline from meter to house includes heavy, duty connections, and all professional labor to install includes backfill. Does not include repair of any unmarked utilities does not include any sod does not include any landscaping.

.1750

Convenience fee

\$77.44

Subtotal

\$2,652.39

**Amount Paid**

**\$2,652.39**

**Payment Method**

January 30, 2026

amex x1198

2:55pm

[View all past invoices in your Customer Portal](#)

Thank you for giving us the opportunity to serve you. A portion of the proceeds go to benefit St. Jude's Children Research Hospital. Thanks for helping save lives.

(501) 512-3944 | [arpipemaster@gmail.com](mailto:arpipemaster@gmail.com)

<http://arpipemaster.com>

1313 N Hills Blvd, 303  
North Little Rock, AR 72114

[Terms & Conditions](#)

**CITY OF BRYANT WATER AND WASTEWATER UTILITIES  
LEAK ADJUSTMENT REQUEST**

Date of Request: 03.26  
 Customer Name: Wanda Simington  
 Service Address: 2500 Daisy Cv  
 City: Bryant  
 Date Leak Detected: \_\_\_\_\_

Service Account No: 003-08330-03  
 Home Phone: \_\_\_\_\_  
 Work Phone: \_\_\_\_\_  
 State, Zip: AR, 72022  
 Date Repaired: \_\_\_\_\_

Description of cause of leak (faucet, toilet, underground, etc.):

Service line leaking


Explanation of how leak was repaired: Attach Plumbing invoice or receipts for repair Parts

Replaced

- You have the right to appeal the Customer Service Manager's decision to the Water and Sewer Advisory Committee (WSAC).
- If you are dissatisfied with the decision of the WSAC you have the right to appear before the Bryant City Council for a final decision.

**FOR OFFICE USE ONLY:**

Amount of Bill:	<b>\$1,013.77</b>	Usage:	<b>873</b>
Average Bill:	\$47.16	Three Month Average Usage:	31
Adjustment Approved:		Approved By:	
Amount of Adjustment to Water & Sewer Bill:	<b>\$483.31</b>	Adjusted Bill Amount:	<b>\$530.46</b>
Payment Plan:	Y: <input type="checkbox"/> N: <input type="checkbox"/>	Months:	Payment Amt:

  
 \_\_\_\_\_  
 Customer Service Manager

Bill Adj. 3/10/26



003 - 08330 - 03  
Received 3-4-26

Lajena Holt <lholt@cityofbryant.com>

**Water leak**

3 messages

Shiree <blessedshiree91@gmail.com>  
To: Lajena Holt <lholt@cityofbryant.com>

Sun, Mar 1, 2026 at 4:12 PM

Dear Customer Service,

I am writing to formally request a review and adjustment of my recent water bill for the property located at [2500 Daisy Cove Bryant, Ar 72022](#) account number 32042090.

Recently, I discovered a water leak on my property that significantly increased my water usage. The leak has since been identified and fully repaired as of 02/17/26. Prior to this issue, my water usage had been consistent, and the recent spike does not reflect my normal household consumption.

69936

I understand that I am responsible for maintaining plumbing on my property, and I took immediate action once the leak was discovered. I respectfully request that you review my account for a possible leak adjustment or courtesy credit based on my average prior usage.

If needed, I can provide documentation of the repair, including receipts or a statement from the contractor confirming that the leak has been fixed.

Thank you for your time and consideration. I appreciate your assistance and look forward to your response.

Sincerely,  
Wanda Shiree Robinson, BSN, RN  
903-908-0442

phone#

501-260-2706

Lajena Holt <lholt@cityofbryant.com>  
To: Shiree <blessedshiree91@gmail.com>

Mon, Mar 2, 2026 at 7:53 AM

Good Morning, Just email us the repair bill and we will give that to our office manager for a adjustment. Once adjusted someone will call you and let you know what they adjusted.  
[Quoted text hidden]



**Lajena Holt**  
Water Billing Office Assistant  
City of Bryant  
501-943-0441 | 501-943-3410 Fax  
Lholt@cityofbryant.com  
www.cityofbryant.com  
210 SW 3rd St, Bryant, AR 72022

Shiree <blessedshiree91@gmail.com>  
To: Lajena Holt <lholt@cityofbryant.com>

Wed, Mar 4, 2026 at 9:26 AM

7:49 [📧] ∞

🔊 📶 6 📶 📶 🔋 42

# ← Your Lowe's Purchase Receipt

**LOWE'S HOME CENTERS, LLC**  
**2330 NORTH REYNOLDS ROAD**  
**Bryant , AR 72022**  
**(501) 213-2000**

Transaction # : 696672242  
Order # : 202471045261628125  
Order Date : 02/15/26 09:35:15



Item	Price
MULTI-HEAD PEX CRIMP TOOL	\$ 109.97
Item #: 865896	
1 @ 109.97	
1-IN PEX COUPLING	\$ 3.98
Item #: 818300	
1 @ 3.98	
<b>Invoice 94715 Subtotal</b>	<b>\$ 113.95</b>

7:50 [📷] ∞

📶 6G [📶] [📶] [📶] [📶] 42

# ← Your Lowe's Purchase Receipt

**LOWE'S HOME CENTERS, LLC**  
**2330 NORTH REYNOLDS ROAD**  
**Bryant , AR 72022**  
**(501) 213-2000**

Transaction # : 844620594  
Order # : 202471044261627732  
Order Date : 02/14/26 09:55:09



Item	Price
3/4-IN SHARKBITE DEMOUNT	\$ 2.48
Item #: 818080	
1 @ 2.48	
3/4-INX1/2-INSBREDCUPG(-8	\$ 10.68
Item #: 5233266	
1 @ 10.68	

1-IN SHARKBITE DEMOUNT CL

\$ 2.48

Item #: 818103

1 @ 2.48

Invoice 92768 Subtotal

\$ 15.64



Lowe's

Visit site



Delete



Reply



Forward



Move



More



7:49 [ ] ∞

🔊 📶 6 📶 🔋 42

# ← Your Lowe's Purchase Receipt

**LOWE'S HOME CENTERS, LLC**  
2330 NORTH REYNOLDS ROAD  
Bryant , AR 72022  
**(501) 213-2000**

Transaction # : 892636110  
Order # : 202471044261637576  
Order Date : 02/14/26 11:14:47



Item	Price
1-INX3/4-INSBMAXRDCCUPLN( Item #: 6021394 1 @ 18.28	\$ 18.28
<b>Invoice 93102 Subtotal</b>	\$ 18.28
<b>Invoice 93102 Subtotal</b>	\$ 18.28
<b>Subtotal</b>	\$ 18.28

7:49 [📧] ∞

🔊 📶 📶 📶 🔋 42

# ← Your Lowe's Purchase Receipt

**LOWE'S HOME CENTERS, LLC**  
**2330 NORTH REYNOLDS ROAD**  
**Bryant , AR 72022**  
**(501) 213-2000**

Transaction # : 940692148  
Order # : 202471045261637627  
Order Date : 02/14/26 12:34:53



**Item**

**Price**

PTFE TAPE 1/2-IN X 43-FT

\$ 1.48

Item #: 456833

1 @ 1.48

1-IN SB MAX COUPLING(-818)

\$ 18.28

Item #: 6021393

1 @ 18.28

**Invoice 93476 Subtotal**

**\$ 19.76**



Wanda Shiree Robinson, BSN, RN

On Mar 2, 2026, at 07:53, Lajena Holt <[lholt@cityofbryant.com](mailto:lholt@cityofbryant.com)> wrote:

[Quoted text hidden]



# Bryant Water and Wastewater Committee Minutes

**Date:** Tuesday, March 3, 2026

**Time:** 6:00 P.M.

**Location:** 210 SW 3<sup>rd</sup> Street, Bryant, AR 72022

**Members Present:** Al Wise, Linda Levart, Kathy Barber, David Hannah, Nancy Pruitt, Nancy Pruitt, Madison McEntire

**Members Absent:** Leroy Tinkler

**Staff Present:** Angela Shepard, Moriah Winkle, Bryce Rimmer, Tim Fournier

**Call to Order:** This meeting was called to order by: **David Hannah**

**February  
Leak adjustment  
review:**

All requested adjustments were approved.

Motion to Approve Leak Adjustments: **Kathy Barber**

Motion Seconded: **Nancy Pruitt**

Motion carried with 6 votes

**Minutes:**

Motion to Approve August: **Linda Levart**

Minutes as Presented:

Motion Seconded: **Leroy Tinkler**

Motion carried with 6 votes

Motion to Approve Special Meeting: **Linda Levart**

Motion Seconded: **Nancy Pruitt**

Motion Carried with 6 votes

**Financial  
§:**

Motion to Approve July: **Linda Levart**

Financials as Presented:

Motion Seconded: **Al Wise**

Motion carried with 6 votes

**Presentation  
§:**

**Rate Presentation/Rate Discussion:** Wildan presented via zoom on the rise of utility rates. Rate adjustments are due to inflation, necessary Capital Improvement Plans, wholesale costs, and other indirect expenses. Rate comparisons were done with similar surrounding cities of different meter sizes and infrastructure fees. Average monthly charges to the customer were compared. The number of Bryant customers, residential and non-residential, in water and wastewater were shown and forecasted the number it will grow to over the next 5 years. Factors were discussed as to how to fund increasing costs of rates were identified, in mid-term and long-term planning. Rate proposals presented over the next 5 years along with the impact of the changes. Benefits of the proposed rate plans were discussed, enabling the City to fully fund all water and wastewater costs and CIP over the next 5 years. Also, enables the City to operate self-sufficiently, and provide safe drinking water.

**Public Comments:** None

**Old**

**None**

**Business:**

**None**

**New**

**Business:**

**Saline Regional Update:** Easement kickoff meetings and Natural Resource meetings are scheduled to get the project funded. Project is still in design.

**Projects:**

**LS 5 Update:** Project is still underway. More updates to come.

**Lea Circle Update:** Project is underway and moving forward.

**Motion to Adjourn:Nancy Pruitt**

**Motion Seconded:Wade Boone**

Carried with 6 votes

:









Financial Statements  
February 2026



## General - Executive Summary Revenue & Expenditures

February 2026

	Annual Budget	YTD Budget	February 2026												Actual YTD Total	Favorable (Unfavorable) Variance	Annual Budget Remaining		
			January	February	March	April	May	June	July	August	September	October	November	December					
<b>Revenues:</b>																			
General	20,526,840	3,420,973	1,890,741	1,880,800	0	0	0	0	0	0	0	0	0	0	0	0	3,571,542	150,568	16,954,298
Administration	9,172,757	1,528,793	775,497	646,287	0	0	0	0	0	0	0	0	0	0	0	0	1,421,784	(107,009)	7,750,973
Community Development	676,800	112,800	67,387	61,205	0	0	0	0	0	0	0	0	0	0	0	0	128,573	15,773	548,227
Animal Control	720,545	120,691	59,007	58,749	0	0	0	0	0	0	0	0	0	0	0	0	117,756	(2,334)	602,789
Court	798,420	132,237	106,189	21,079	0	0	0	0	0	0	0	0	0	0	0	0	127,848	(4,389)	665,572
Parks	2,515,196	419,199	180,335	182,844	0	0	0	0	0	0	0	0	0	0	0	0	362,979	(60,220)	2,152,217
Fire	4,372,480	728,747	359,483	369,053	0	0	0	0	0	0	0	0	0	0	0	0	718,576	(10,771)	3,653,904
Police	2,274,642	379,107	142,883	551,143	0	0	0	0	0	0	0	0	0	0	0	0	694,026	314,919	1,580,616
<b>Total Revenues</b>	<b>20,526,840</b>	<b>3,420,973</b>	<b>1,890,741</b>	<b>1,880,800</b>	<b>-</b>	<b>-</b>	<b>-</b>	<b>-</b>	<b>-</b>	<b>-</b>	<b>-</b>	<b>-</b>	<b>-</b>	<b>-</b>	<b>-</b>	<b>-</b>	<b>3,571,542</b>	<b>150,568</b>	<b>16,954,298</b>
<b>Expenditures:</b>																			
General	22,567,987	3,761,331	2,491,335	1,587,566	0	0	0	0	0	0	0	0	0	0	0	0	4,078,901	(317,569)	18,489,086
Administration	1,706,622	299,437	164,384	64,924	0	0	0	0	0	0	0	0	0	0	0	0	229,907	70,130	1,567,515
Community Development	868,033	144,672	102,976	58,272	0	0	0	0	0	0	0	0	0	0	0	0	161,248	(16,576)	706,785
Animal Control	1,053,204	175,534	149,431	70,086	0	0	0	0	0	0	0	0	0	0	0	0	219,516	(43,982)	833,688
Court	736,225	122,704	60,647	67,451	0	0	0	0	0	0	0	0	0	0	0	0	128,098	(5,394)	608,127
Parks	3,837,608	659,601	296,494	266,778	0	0	0	0	0	0	0	0	0	0	0	0	560,273	76,329	3,274,336
Fire	7,115,403	1,185,900	798,192	504,046	0	0	0	0	0	0	0	0	0	0	0	0	1,302,239	(116,338)	5,813,164
Police	7,160,892	1,193,482	919,211	586,070	0	0	0	0	0	0	0	0	0	0	0	0	1,475,221	(284,739)	5,685,671
<b>Total Expenditures</b>	<b>22,567,987</b>	<b>3,761,331</b>	<b>2,491,335</b>	<b>1,587,566</b>	<b>-</b>	<b>-</b>	<b>-</b>	<b>-</b>	<b>-</b>	<b>-</b>	<b>-</b>	<b>-</b>	<b>-</b>	<b>-</b>	<b>-</b>	<b>-</b>	<b>4,078,901</b>	<b>(317,569)</b>	<b>18,489,086</b>
<b>Excess (Deficit) of Revenues over Expenditures</b>	<b>(2,042,147)</b>	<b>(340,358)</b>	<b>(800,593)</b>	<b>293,234</b>	<b>-</b>	<b>-</b>	<b>-</b>	<b>-</b>	<b>-</b>	<b>-</b>	<b>-</b>	<b>-</b>	<b>-</b>	<b>-</b>	<b>-</b>	<b>-</b>	<b>(507,359)</b>	<b>468,138</b>	<b>(1,534,788)</b>
<b>Street - Executive Summary Revenue &amp; Expenditures</b>																			
Revenues:																			
Sheet	4,857,994	809,666	356,527	335,329	0	0	0	0	0	0	0	0	0	0	0	0	691,856	(117,809)	4,166,138
Total Revenues	<b>4,857,994</b>	<b>809,666</b>	<b>356,527</b>	<b>335,329</b>	<b>-</b>	<b>-</b>	<b>-</b>	<b>-</b>	<b>-</b>	<b>-</b>	<b>-</b>	<b>-</b>	<b>-</b>	<b>-</b>	<b>-</b>	<b>-</b>	<b>691,856</b>	<b>(117,809)</b>	<b>4,166,138</b>
Expenditures:																			
Sheet Operations	4,483,339	747,223	350,064	370,545	0	0	0	0	0	0	0	0	0	0	0	0	670,609	76,614	3,812,730
Sheet Capital	596,327	99,388	60,945	60,945	0	0	0	0	0	0	0	0	0	0	0	0	60,945	38,443	555,382
Total Expenditures	<b>5,079,666</b>	<b>846,611</b>	<b>350,064</b>	<b>381,489</b>	<b>-</b>	<b>-</b>	<b>-</b>	<b>-</b>	<b>-</b>	<b>-</b>	<b>-</b>	<b>-</b>	<b>-</b>	<b>-</b>	<b>-</b>	<b>-</b>	<b>731,594</b>	<b>115,057</b>	<b>4,348,112</b>
<b>Excess (Deficit) of Revenues over Expenditures</b>	<b>(221,672)</b>	<b>(36,945)</b>	<b>6,463</b>	<b>(46,160)</b>	<b>-</b>	<b>-</b>	<b>-</b>	<b>-</b>	<b>-</b>	<b>-</b>	<b>-</b>	<b>-</b>	<b>-</b>	<b>-</b>	<b>-</b>	<b>-</b>	<b>(39,698)</b>	<b>(222,866)</b>	<b>(181,974)</b>



## Water - Executive Summary Revenue & Expenditures

February 2026

	Annual Budget	YTD Budget	January	February	March	April	May	June	July	August	September	October	November	December	Actual YTD Total	Favorable (Unfavorable) Variance	Annual Budget Remaining	
Revenues:																		
4000000-04-XXXXX	6,270,404	1,045,067	351,121	414,215	-	-	-	-	-	-	-	-	-	-	765,336	(279,731)	5,505,068	
<b>Total Revenues</b>	<b>6,270,404</b>	<b>1,045,067</b>	<b>351,121</b>	<b>414,215</b>	<b>-</b>	<b>-</b>	<b>-</b>	<b>-</b>	<b>-</b>	<b>-</b>	<b>-</b>	<b>-</b>	<b>-</b>	<b>-</b>	<b>765,336</b>	<b>(279,731)</b>	<b>5,505,068</b>	
Expenditures:																		
4000000-04-XXXXX	5,388,580	892,950	598,970	374,504	-	-	-	-	-	-	-	-	-	-	1,074,474	(180,544)	4,298,106	
4000000-04-XXXXX Capital	1,520,800	256,662	129,500	141,200	-	-	-	-	-	-	-	-	-	-	118,300	137,362	1,415,670	
<b>Total Expenditures</b>	<b>6,897,551</b>	<b>1,149,592</b>	<b>829,470</b>	<b>363,304</b>	<b>-</b>	<b>-</b>	<b>-</b>	<b>-</b>	<b>-</b>	<b>-</b>	<b>-</b>	<b>-</b>	<b>-</b>	<b>-</b>	<b>1,192,774</b>	<b>(43,183)</b>	<b>5,704,778</b>	
<b>Excess (Deficit) of Revenues over Expenditures</b>	<b>(627,147)</b>	<b>(104,524)</b>	<b>(478,349)</b>	<b>50,911</b>	<b>-</b>	<b>-</b>	<b>-</b>	<b>-</b>	<b>-</b>	<b>-</b>	<b>-</b>	<b>-</b>	<b>-</b>	<b>-</b>	<b>(427,438)</b>	<b>(238,548)</b>	<b>(199,709)</b>	
			<b>Off 515K for MW Connections</b>															

## Wastewater - Executive Summary Revenue & Expenditures

	Annual Budget	YTD Budget	January	February	March	April	May	June	July	August	September	October	November	December	Actual YTD Total	Favorable (Unfavorable) Variance	Annual Budget Remaining
Revenues:																	
5000000-04-XXXXX	6,137,400	1,022,900	478,871	533,740	-	-	-	-	-	-	-	-	-	-	1,010,611	0	5,126,789
5100000-04-XXXXX	1,006,050	167,673	1,273	244	-	-	-	-	-	-	-	-	-	-	1,517	(12,289)	1,004,533
<b>Total Revenues</b>	<b>7,143,450</b>	<b>1,190,573</b>	<b>478,144</b>	<b>533,984</b>	<b>-</b>	<b>-</b>	<b>-</b>	<b>-</b>	<b>-</b>	<b>-</b>	<b>-</b>	<b>-</b>	<b>-</b>	<b>-</b>	<b>1,012,128</b>	<b>(178,447)</b>	<b>6,131,322</b>
Expenditures:																	
5100000-04-XXXXX	5,688,847	931,474	728,371	478,801	-	-	-	-	-	-	-	-	-	-	1,187,272	(226,788)	4,491,676
5100000-04-XXXXX Capital	2,150,240	422,708	114,113	21,814	-	-	-	-	-	-	-	-	-	-	32,227	(89,481)	2,060,622
<b>Total Expenditures</b>	<b>8,215,095</b>	<b>1,354,183</b>	<b>742,784</b>	<b>440,715</b>	<b>-</b>	<b>-</b>	<b>-</b>	<b>-</b>	<b>-</b>	<b>-</b>	<b>-</b>	<b>-</b>	<b>-</b>	<b>-</b>	<b>1,190,499</b>	<b>163,684</b>	<b>6,034,597</b>
<b>Excess (Deficit) of Revenues over Expenditures</b>	<b>(981,645)</b>	<b>(163,608)</b>	<b>(271,640)</b>	<b>93,269</b>	<b>-</b>	<b>-</b>	<b>-</b>	<b>-</b>	<b>-</b>	<b>-</b>	<b>-</b>	<b>-</b>	<b>-</b>	<b>-</b>	<b>(178,371)</b>	<b>(242,131)</b>	<b>(803,275)</b>

## Stormwater - Executive Summary Revenue & Expenditures

	Annual Budget	YTD Budget	January	February	March	April	May	June	July	August	September	October	November	December	Actual YTD Total	Favorable (Unfavorable) Variance	Annual Budget Remaining
Revenues:																	
5000000-04-XXXXX	234,800	54,138	28,213	28,304	-	-	-	-	-	-	-	-	-	-	56,507	2,474	268,193
5100000-04-XXXXX ARPA/ventura	-	0	-	-	-	-	-	-	-	-	-	-	-	-	-	-	-
<b>Total Revenues</b>	<b>234,800</b>	<b>54,138</b>	<b>28,213</b>	<b>28,304</b>	<b>-</b>	<b>-</b>	<b>-</b>	<b>-</b>	<b>-</b>	<b>-</b>	<b>-</b>	<b>-</b>	<b>-</b>	<b>-</b>	<b>56,507</b>	<b>2,474</b>	<b>268,193</b>
Expenditures:																	
5000000-04-XXXXX	170,095	126,789	54,808	51,756	-	-	-	-	-	-	-	-	-	-	106,643	20,220	654,132
5100000-04-XXXXX Capital	456,278	69,273	-	-	-	-	-	-	-	-	-	-	-	-	99,213	595,578	-
<b>Total Expenditures</b>	<b>1,955,973</b>	<b>225,993</b>	<b>54,808</b>	<b>51,756</b>	<b>-</b>	<b>-</b>	<b>-</b>	<b>-</b>	<b>-</b>	<b>-</b>	<b>-</b>	<b>-</b>	<b>-</b>	<b>-</b>	<b>106,856</b>	<b>119,433</b>	<b>1,249,410</b>
<b>Excess (Deficit) of Revenues over Expenditures</b>	<b>(1,031,173)</b>	<b>(171,855)</b>	<b>(26,595)</b>	<b>(23,361)</b>	<b>-</b>	<b>-</b>	<b>-</b>	<b>-</b>	<b>-</b>	<b>-</b>	<b>-</b>	<b>-</b>	<b>-</b>	<b>-</b>	<b>(49,956)</b>	<b>(116,959)</b>	<b>(981,217)</b>
Check Disbursements	6,510,263	5,978,376	4,781,871	533,740	0	0	0	0	0	0	0	0	0	0	1,070,611	1,070,611	(1,070,611)
Companion to last page Item 500			(478,349)	50,911	0	0	0	0	0	0	0	0	0	0	(427,438)	(1,345,814)	5,307,697



	BANK	Pooled Cash GL	Pooled Cash	Balance Sheet	End Bank	Outstanding	Outstanding	Outstanding	Double check O/A checks from 2023, 2024 and 2025
		999	Bank, 999	Cash	Balances	Checks and other/adj	Deposits		
General Fund, 001*	RR	4,888,484	20,527,598	4,889,484	21,146,833	625,270	6,036	(1,000)	
Main Arvest 001	AR		7,527,525		7,460,596	3,955	70,884		
Consolidated Arvest	AR		101						
Sales Tax Fund, 002		3,378,703		3,378,703					77,294
Franchise Fees, 003		4,966,876		5,059,987					
Designated Tax Fund, 005		2,495,984		2,495,984					
Electronic Fund, 010	RR			9,952	293,443	284,171		(680)	
Electronic Arvest	AR								
Parks 1/8 Sales Tax, 045		355,483		355,483					
Amend 78 Govt Debt, 167	RR			232,211	232,211				287,244
Animal Control Donation, 020		25,139		25,139					85,430
Act 833 of 1991 Fire, 051		124,725		124,725					
Fire 3/8 Sales Tax Fire, 055		780,970		780,970					921,693
Act 918 of 1983 Police, 061		86,253		86,253					
Act 988 of 1991 Police, 062		55,450		55,450					112,954
Federal Drug Control PD, 066	AR			29,347	29,347				
State Drug Control PD, 068	AR			42,720	42,720				
Street Fund, 080	AR	1,610,597		79,966	1,629,172	79,866			
Street Bond 2023 Debt, 182	RR				73,117				
Street Bond 2023 DSR, 183	RR				588,242				
Street Bond 2016 DS, 185	FS				82,015				513,110
Street Bond 2016 DSF, 186	FS				324,794				636,206
Street Bond Constru 2023, 188	RR				19,984				
Act 1256 of 1995 Court, 030	RR			3	3				
Act 1809 of 2001 Court Arvest, 31	AR			99,576	52,104				
LT Govt Capital Assets, 090		47,472							
Professional Services									
2016 SU Bond DSR, 113	RR			742,409	742,409				
2016 SU Bond Fund, 114	RR			1,431,496	1,431,496				443,306
LT Govt Debt, 165									
Water Fund, 500*	AR	1,308,592		1,309,192	332,341				
Wastewater Fund, 510	AR	3,207,347		3,207,347	29,143				
Stormwater Cap Fund 515		564,882		564,882					
Enterprise Repair and repl 525		1,752,137		1,752,137					977,358
Water Impact Fund 550		117,472		117,472					
Wastewater Impact Fund 555		153,850		153,850					
20248 Arvest	AR			0					
2025 W/W/W Revenue Bond Fund ARS40	ARS40	606,632		606,632	606,732				
2025 W/W/W Revenue Bond Const ARS45	ARS45			0					
2017 W/W/W Bond, 604	FS			116,551	116,551				
2017 W/W/W DSR, 606	FS			263,887	263,887				
W/W/W Infrastructure Fee, 620		2,576,258		2,576,258					234,756
Totals		29,103,307	29,103,407	33,237,102	33,960,293	913,397	76,920	(113,385)	4,289,352

\* Changes Drawer amounts in Depts 120 and 200 of \$200 and depts 300 and 430 of \$300 equals \$1000 difference, and \$610 on fund 500

\*\* The Shading above denotes the six groups on the following six pages of balance sheets, General Govt, Public Safety, Streets, Courts/Long Term Govt, Enter., E. Debt

	ACA 14-403-506	Liab/Donations	AR
Administration	1,118		1,296
Animal Control	72,822		0
Parks	642		4,125
Fire	217		1,540
Police	2,400		409,612
Courts	0		65,525
Totals	77,200		482,098

	ACA 14-403-506	Liab/Donations	AR
Water	0		18,672
Wastewater	0		18,762
Street	0		0

2026 Debt Pmts P&I in red below, based off Encumbrances on 2/9/26 open to reverse PD's for En

2026 Debt Pmts P&I in red below, based off Encumbrances on 2/9/26 open to reverse PD's for En

4,807,923 (518,571)

Started 5/6/25

General Fund	What we'd like	What we have	2026 ARDOT RTP, Mills Park S816, MarchCouncil	39,420
90 days payroll	3,833,458	1,610,597	Hilldale/Midland Trail Overrun/ROW Jun25 Cou	45,000
Debt Reserve	1,977,921	1,088,153	2024 ARDOT TAP, Res24-15 Deb to Evans	87,350
Capital Reserve	2,000,000	250,000	2024 Re S9 Firefighters Assst	72,343
Grant Reserve	750,000	1,000,000	Dec24 Council Alcoa to Mills Res 58	80,000
Contingency Reserve	1,000,000	9,511,380		
<b>Total</b>				<b>10,172,611</b>

Street Fund	2026 ARDOT TAP, Raymar Rd 5571, MarchCouncil	67,500
90 days payroll	602,609	1,610,597
Debt Reserve	1,149,316	2026 ARDOT TAP, Midland to Hwy 5, MarchCou
Capital Reserve	4,000,000	Developing around Parkway #
Grant Reserve	250,000	2026 MetroCPRG Pky Trail, Jun25Council
Contingency Reserve	1,000,000	2025 SW Trail MetroCPRG Res25-25 080-5571
<b>Total</b>	7,001,926	2,698,750

Stormwater Fund	None currently in 515 Fund	2024 Res 30 STBG Parkway Trail	55,000
90 days payroll	0		
Debt Reserve	0	Currently no stormwater debt	
Capital Reserve	500,000		
Grant Reserve	250,000		
Contingency Reserve	1,000,000		
<b>Total</b>	1,750,000	564,882	1,065,796

Total of 3 above 18,263,305 13,436,244

Tying to Capital Dep Schedules CIP in 2024 Audit 10% coverage

- Changed from 44800 to 45000 on 8/12/25
- \*\* 2024 Grants added after discussion with Rebecca Kidder on 8/25/25 and again on 3/11/26

**Springhill Fire Department Summary**

Beginning Balance (as of January 1, 2026) \$ 247,717

2026 Revenue (Act 001-0510-4-152) \$ 1,050

2026 Expenses (Act 001-0510-5XXX all) \$ 2,190

Current Balance as of this report ending date \$ 246,578

Water Fund	What we'd like	What we have
Debt Reserve	1,212,114	1,752,137
90 days b. payroll	427,716	1,426,064
Capital Reserve	1,500,000	
Grant Reserve	0	
Contingency Reserve	1,000,000	
<b>Total</b>	4,139,830	3,178,201

Wastewater Fund	0 in with Water	5,937,455
Debt Reserve	0	
90 days b. payroll	721,468	3,361,197
Capital Reserve	1,875,000	2,576,258
Grant Reserve	0	
Contingency Reserve	1,000,000	
<b>Total</b>	3,596,468	5,937,455

System Total 7,736,298 9,115,655 1,379,358 All allocated to open Pos

City Totals 25,999,603 22,551,899

**Springhill Road Safety and Mobility Improvements**

BUILD Grant (U.S. Dept. of Transportation)

Match: \$7,670,000

No GL# was included on the resolution/item history sheet. It is too early for a GL to be assigned.

Resolution 2025-06, the expenditure deadline is Sept. 30, 2035.

This is a multi-year project. Obligation deadline is September 30, 2030

It would not be all paid up front.

**Means funded/budgeted**



Bryant, AR

# Balance Sheet

## Account Summary

As Of 02/28/2026

Category	500 - Water Fun	510 - Wastewater Fun	515 - Stormwater Utili	525 - Repair and Replace (formerly Depreciation)	550 - Impact - Water	555 - Impact - WW	Total
<b>Asset</b>							
A01 - Cash & Equivalents	1,309,191.68	3,207,347.01	564,882.24	1,752,136.87	117,472.00	153,850.00	7,104,879.80
A10 - Receivables	747,863.97	18,761.74	0.00	0.00	0.00	0.00	766,625.71
A30 - Fixed Assets	17,935,428.06	22,255,993.44	5,176,341.93	0.00	0.00	0.00	45,367,763.43
A50 - Other Assets	65,604.81	341,426.28	0.00	0.00	0.00	0.00	407,031.09
<b>Total Asset:</b>	<b>20,058,088.52</b>	<b>25,823,528.47</b>	<b>5,741,224.17</b>	<b>1,752,136.87</b>	<b>117,472.00</b>	<b>153,850.00</b>	<b>53,646,300.03</b>
<b>Liability</b>							
L01 - Current Liabilities	894,635.02	544,452.76	0.00	0.00	0.00	0.00	1,439,087.78
L80 - Long Term Liabilities	7,779,594.54	6,296,346.41	0.00	0.00	0.00	0.00	14,075,940.95
<b>Total Liability:</b>	<b>8,674,229.56</b>	<b>6,840,799.17</b>	<b>0.00</b>	<b>0.00</b>	<b>0.00</b>	<b>0.00</b>	<b>15,515,028.73</b>
<b>Equity</b>							
Q30 - Equity	11,811,437.38	19,162,283.77	5,684,617.03	1,667,132.69	107,576.00	139,350.00	38,572,397.37
<b>Total Total Beginning Equity:</b>	<b>11,811,437.88</b>	<b>19,162,283.77</b>	<b>5,684,617.03</b>	<b>1,667,132.69</b>	<b>107,576.00</b>	<b>139,350.00</b>	<b>38,572,397.37</b>
Total Revenue	1,775,946.46	1,012,126.82	56,607.14	85,004.18	9,896.00	14,500.00	2,954,080.60
Total Expense	2,203,525.36	1,191,681.29	0.00	0.00	0.00	0.00	3,395,206.67
Revenues Over/Under Expenses	-427,578.92	-179,554.47	56,607.14	85,004.18	9,896.00	14,500.00	-441,126.07
<b>Total Equity and Current Surplus (Deficit):</b>	<b>11,383,858.96</b>	<b>18,982,729.30</b>	<b>5,741,224.17</b>	<b>1,752,136.87</b>	<b>117,472.00</b>	<b>153,850.00</b>	<b>38,131,271.30</b>
<b>Total Liabilities, Equity and Current Surplus (Deficit):</b>	<b>20,058,088.52</b>	<b>25,823,528.47</b>	<b>5,741,224.17</b>	<b>1,752,136.87</b>	<b>117,472.00</b>	<b>153,850.00</b>	<b>53,646,300.03</b>



Bryant, AR

# Balance Sheet

## Account Summary

As Of 02/28/2026

Category	535 - 2024B Sewer Construction Fund	540 - 2025 Water and Sewer Revenue Bond Fund	545 - 2025 Water and Sewer Revenue Bond Constructi	604 - W/WW Ref Rev 2017 Bd Fr	606 - W/WW Ref Rev Bonds 2017 DSR	620 - 10/2023 Infrastructure Fee W/WW	Total
Asset:							
A01 - Cash & Equivalents	0.00	606,632.07	0.00	116,551.07	263,887.04	2,576,257.72	3,563,327.90
<b>Total Asset:</b>	<b>0.00</b>	<b>606,632.07</b>	<b>0.00</b>	<b>116,551.07</b>	<b>263,887.04</b>	<b>2,576,257.72</b>	<b>3,563,327.90</b>
Liability							
L80 - Long Term Liabilities	1,347,999.56	2,960,000.00	0.00	0.00	0.00	0.00	4,307,999.56
<b>Total Liability:</b>	<b>1,347,999.56</b>	<b>2,960,000.00</b>	<b>0.00</b>	<b>0.00</b>	<b>0.00</b>	<b>0.00</b>	<b>4,307,999.56</b>
Equity							
Q30 - Equity	-1,347,999.56	-2,959,999.80	2,309.13	76,949.82	262,250.00	2,281,747.55	-1,684,742.86
<b>Total Total Beginning Equity:</b>	<b>-1,347,999.56</b>	<b>-2,959,999.80</b>	<b>2,309.13</b>	<b>76,949.82</b>	<b>262,250.00</b>	<b>2,281,747.55</b>	<b>-1,684,742.86</b>
Total Revenue	0.00	606,631.87	100.00	39,934.59	1,637.04	294,510.17	942,813.67
Total Expense	0.00	0.00	2,409.13	333.34	0.00	0.00	2,742.47
Revenues Over/Under Expenses	0.00	606,631.87	-2,309.13	39,601.25	1,637.04	294,510.17	940,071.20
<b>Total Equity and Current Surplus (Deficit):</b>	<b>-1,347,999.56</b>	<b>-2,353,367.93</b>	<b>0.00</b>	<b>116,551.07</b>	<b>263,887.04</b>	<b>2,576,257.72</b>	<b>-744,671.66</b>
<b>Total Liabilities, Equity and Current Surplus (Deficit):</b>	<b>0.00</b>	<b>606,632.07</b>	<b>0.00</b>	<b>116,551.07</b>	<b>263,887.04</b>	<b>2,576,257.72</b>	<b>3,563,327.90</b>

Budget Report

For Fiscal: 2026 Period Ending: 02/28/2026

	Original Total Budget	Current Total Budget	Period Activity	Fiscal Activity	Encumbrances	Variance Favorable (Unfavorable)	Percent Remaining
<b>Fund: 080 - Street Fund</b>							
<b>Department: 0140 - Stormwater Expense</b>							
<b>Category: E01 - Personnel Expense</b>							
080-0140-5000	Salary Expense	433,680.60	433,680.60	27,416.38	66,318.75	0.00	367,361.85 84.71%
080-0140-5010	Overtime Expense	695.00	695.00	1,654.09	1,654.09	0.00	-959.09 -138.00%
080-0140-5020	FICA Expense	33,229.73	33,229.73	2,174.43	5,101.26	0.00	28,128.47 84.65%
080-0140-5022	Unemployment Expense	140.00	140.00	12.22	79.63	0.00	60.37 43.12%
080-0140-5025	Worker's Comp Expense	600.00	600.00	0.00	739.80	0.00	-139.80 -23.30%
080-0140-5030	APERS Expense	66,546.34	66,546.34	4,453.73	10,413.76	0.00	56,132.58 84.35%
080-0140-5040	Health Insurance Expense	87,370.92	87,370.92	5,258.93	10,517.90	0.00	76,853.02 87.96%
080-0140-5050	Physical & Drug Screen Exp	300.00	300.00	0.00	0.00	0.00	300.00 100.00%
080-0140-5055	Uniform Expense	5,000.00	5,000.00	0.00	0.00	0.00	5,000.00 100.00%
080-0140-5060	Travel & Training Expense	12,000.00	12,000.00	0.00	0.00	127.43	4,872.57 97.45%
						165.00	11,835.00 98.63%
<b>Category: E01 - Personnel Expense Total:</b>		<b>639,562.59</b>	<b>639,562.59</b>	<b>40,969.78</b>	<b>94,825.19</b>	<b>292.43</b>	<b>544,444.97 85.13%</b>
<b>Category: E10 - Building &amp; Grounds Exp</b>							
080-0140-5116	Communication Exp - Cellular	4,512.00	4,512.00	0.00	0.00	0.00	4,512.00 100.00%
<b>Category: E10 - Building &amp; Grounds Exp Total:</b>		<b>4,512.00</b>	<b>4,512.00</b>	<b>0.00</b>	<b>0.00</b>	<b>0.00</b>	<b>4,512.00 100.00%</b>
<b>Category: E20 - Vehicle Expense</b>							
080-0140-5200	Fuel Expense	9,000.00	9,000.00	602.71	1,274.36	0.00	7,725.64 85.84%
080-0140-5210	Service & Repair - Vehicle	12,000.00	12,000.00	0.00	0.00	0.00	12,000.00 100.00%
080-0140-5218	Tire Expense	6,000.00	6,000.00	0.00	0.00	0.00	6,000.00 100.00%
080-0140-5225	Insurance Expense - Vehicle	20.00	20.00	0.00	281.20	0.00	-261.20 -1,306.00%
<b>Category: E20 - Vehicle Expense Total:</b>		<b>27,020.00</b>	<b>27,020.00</b>	<b>602.71</b>	<b>1,555.56</b>	<b>0.00</b>	<b>25,464.44 94.24%</b>
<b>Category: E30 - Supply Expense</b>							
080-0140-5300	Supplies - Office	5,000.00	5,000.00	0.00	0.00	342.12	4,657.88 93.16%
080-0140-5322	Supplies - Operating	17,700.00	17,700.00	264.54	264.54	0.00	17,435.46 98.51%
080-0140-5380	Prisoner Care Expense	2,700.00	2,700.00	246.01	246.01	0.00	2,453.99 90.89%
<b>Category: E30 - Supply Expense Total:</b>		<b>25,400.00</b>	<b>25,400.00</b>	<b>510.55</b>	<b>510.55</b>	<b>342.12</b>	<b>24,547.33 96.64%</b>
<b>Category: E40 - Operations Expense</b>							
080-0140-5515	Elections or Permit Fee Exp	1,200.00	1,200.00	0.00	0.00	0.00	1,200.00 100.00%
080-0140-5520	Public Education Expense	15,000.00	15,000.00	1,099.61	1,099.61	0.00	13,900.39 92.67%
<b>Category: E40 - Operations Expense Total:</b>		<b>16,200.00</b>	<b>16,200.00</b>	<b>1,099.61</b>	<b>1,099.61</b>	<b>0.00</b>	<b>15,100.39 93.21%</b>
<b>Category: E55 - Professional Services</b>							
080-0140-5571	Prof Services - Engineering	40,000.00	47,000.00	8,572.03	8,572.03	38,427.97	0.00 0.00%
080-0140-5589	Prof Services - Printing	1,000.00	1,000.00	0.00	0.00	0.00	1,000.00 100.00%
<b>Category: E55 - Professional Services Total:</b>		<b>41,000.00</b>	<b>48,000.00</b>	<b>8,572.03</b>	<b>8,572.03</b>	<b>38,427.97</b>	<b>1,000.00 2.08%</b>
<b>Expense Total:</b>		<b>753,694.59</b>	<b>760,694.59</b>	<b>51,754.68</b>	<b>106,562.94</b>	<b>39,062.52</b>	<b>615,069.13 80.86%</b>
<b>Department: 0140 - Stormwater Total:</b>		<b>753,694.59</b>	<b>760,694.59</b>	<b>51,754.68</b>	<b>106,562.94</b>	<b>39,062.52</b>	<b>615,069.13 80.86%</b>

Budget Report

For Fiscal: 2026 Period Ending: 02/28/2026

Department: 0800 - Street Revenue		Original Total Budget	Current Total Budget	Period Activity	Fiscal Activity	Encumbrances	Variance Favorable (Unfavorable)	Percent Remaining
<b>Category: R15 - Taxes - Property</b>								
080-0800-4150	State Turnback	1,761,000.00	1,761,000.00	151,415.65	270,611.78	0.00	-1,490,388.22	84.63%
080-0800-4151	Saline County Treasurer	600,000.00	600,000.00	11,773.08	76,595.87	0.00	-523,404.13	87.23%
<b>Category: R15 - Taxes - Property Total:</b>		<b>2,361,000.00</b>	<b>2,361,000.00</b>	<b>163,188.73</b>	<b>347,207.65</b>	<b>0.00</b>	<b>-2,013,792.35</b>	<b>85.29%</b>
<b>Category: R60 - Miscellaneous Revenue</b>								
080-0800-4600	Miscellaneous Revenue	1,500.00	1,500.00	199.19	469.19	0.00	-1,030.81	68.72%
<b>Category: R60 - Miscellaneous Revenue Total:</b>		<b>1,500.00</b>	<b>1,500.00</b>	<b>199.19</b>	<b>469.19</b>	<b>0.00</b>	<b>-1,030.81</b>	<b>68.72%</b>
<b>Category: R62 - Intergovernmental Trfns</b>								
080-0800-4623	Xfer from Other Fund	0.00	440,000.00	0.00	0.00	0.00	-440,000.00	100.00%
080-0800-4627	Xfer Designated Tax	2,055,494.00	2,055,494.00	171,291.00	342,582.00	0.00	-1,712,912.00	83.33%
<b>Category: R62 - Intergovernmental Trfns Total:</b>		<b>2,055,494.00</b>	<b>2,495,494.00</b>	<b>171,291.00</b>	<b>342,582.00</b>	<b>0.00</b>	<b>-2,152,912.00</b>	<b>86.27%</b>
<b>Category: R85 - Interest Revenue</b>								
080-0800-4850	Interest Revenue	0.00	0.00	650.32	1,597.57	0.00	1,597.57	0.00%
<b>Category: R85 - Interest Revenue Total:</b>		<b>0.00</b>	<b>0.00</b>	<b>650.32</b>	<b>1,597.57</b>	<b>0.00</b>	<b>1,597.57</b>	<b>0.00%</b>
<b>Revenue Total:</b>		<b>4,417,994.00</b>	<b>4,857,994.00</b>	<b>335,329.24</b>	<b>691,856.41</b>	<b>0.00</b>	<b>-4,166,137.59</b>	<b>85.76%</b>
<b>Expense</b>								
<b>Category: E01 - Personnel Expense</b>								
080-0800-5000	Salary Expense	1,083,485.07	1,083,485.07	79,999.02	195,171.31	0.00	888,313.76	81.99%
080-0800-5005	SWB Reimbursement	156,392.00	156,392.00	13,032.67	26,065.34	0.00	130,326.66	83.33%
080-0800-5010	Overtime Expense	12,500.00	12,500.00	8,889.23	9,716.17	0.00	2,783.83	22.27%
080-0800-5020	FICA Expense	83,842.86	83,842.86	6,670.66	15,415.21	0.00	68,427.65	81.61%
080-0800-5022	Unemployment Expense	392.00	392.00	51.90	270.66	0.00	121.34	30.95%
080-0800-5040	Worker's Comp Expense	22,000.00	22,000.00	0.00	23,397.26	0.00	-1,397.26	-6.35%
080-0800-5030	APERS Expense	167,904.91	167,904.91	13,617.72	31,388.72	0.00	136,516.19	81.31%
080-0800-5040	Health Insurance Expense	204,558.12	204,558.12	16,369.20	32,738.39	0.00	171,819.73	84.00%
080-0800-5050	Physical & Drug Screen Exp	1,800.00	1,800.00	35.97	35.97	48.00	1,716.03	95.34%
080-0800-5055	Uniform Expense	20,000.00	20,000.00	667.94	667.94	3,853.10	15,478.96	77.39%
080-0800-5060	Travel & Training Expense	18,000.00	18,000.00	1,247.00	1,247.00	646.06	16,106.94	89.48%
<b>Category: E01 - Personnel Expense Total:</b>		<b>1,770,874.96</b>	<b>1,770,874.96</b>	<b>140,581.31</b>	<b>336,113.97</b>	<b>4,547.16</b>	<b>1,430,213.83</b>	<b>80.76%</b>
<b>Category: E10 - Building &amp; Grounds Exp</b>								
080-0800-5102	Repairs & Maint - Building	12,400.00	12,400.00	1,077.77	1,471.22	1,643.19	9,285.59	74.88%
080-0800-5110	Utilities - Electric	140,784.00	140,784.00	12,844.05	25,010.68	0.00	115,773.32	82.23%
080-0800-5111	Utilities - Gas	1,920.00	1,920.00	385.21	817.26	0.00	1,102.74	57.43%
080-0800-5112	Utilities - Water	5,000.00	5,000.00	57.01	117.42	0.00	4,882.58	97.65%
080-0800-5115	Com Exp - Tel Landline,Interne	8,712.00	8,712.00	972.36	1,834.38	123.00	6,754.62	77.53%
080-0800-5116	Communication Exp - Cellular	8,784.00	8,784.00	0.00	0.00	0.00	8,784.00	100.00%
080-0800-5120	Insurance - Property	21,346.00	21,346.00	0.00	0.00	0.00	21,346.00	100.00%
080-0800-5130	Sanitation	6,000.00	6,000.00	0.00	0.00	0.00	6,000.00	100.00%

Budget Report

For Fiscal: 2026 Period Ending: 02/28/2026

	Original Total Budget	Current Total Budget	Period Activity	Fiscal Activity	Encumbrances	Variance Favorable (Unfavorable) Remaining	Percent Remaining
<b>Category: E10 - Building &amp; Grounds Exp Total:</b>							
080-0800-5140 Supplies - B&G	8,000.00	8,000.00	224.60	224.60	76.31	7,699.09	96.24 %
080-0800-5142 Janitorial Supplies and Main	5,000.00	5,000.00	670.22	670.22	529.13	3,800.65	76.01 %
080-0800-5145 Tools	14,000.00	14,000.00	282.40	943.31	252.11	12,804.58	91.46 %
<b>Category: E10 - Building &amp; Grounds Exp Total:</b>	<b>231,946.00</b>	<b>231,946.00</b>	<b>16,513.62</b>	<b>31,089.09</b>	<b>2,623.74</b>	<b>198,233.17</b>	<b>85.47%</b>
<b>Category: E20 - Vehicle Expense</b>							
080-0800-5200 Fuel Expense	90,000.00	90,000.00	5,046.99	9,922.92	-1,005.99	81,083.07	90.09 %
080-0800-5210 Service & Repair - Vehicle	84,000.00	84,000.00	5,503.46	5,503.46	23,505.44	54,991.10	65.47 %
080-0800-5218 Tire Expense	20,000.00	20,000.00	0.00	0.00	0.00	20,000.00	100.00 %
080-0800-5225 Insurance Expense - Vehicle	60,000.00	60,000.00	0.00	48,601.96	0.00	11,398.04	19.00 %
080-0800-5230 Radios	5,000.01	5,000.01	0.00	0.00	277.04	4,722.97	94.46 %
080-0800-5240 Equipment Rental	1,500.00	1,500.00	0.00	0.00	50.00	1,450.00	96.67 %
<b>Category: E20 - Vehicle Expense Total:</b>	<b>260,500.01</b>	<b>260,500.01</b>	<b>10,550.45</b>	<b>64,028.34</b>	<b>22,826.49</b>	<b>173,645.18</b>	<b>66.66%</b>
<b>Category: E30 - Supply Expense</b>							
080-0800-5300 Supplies - Office	8,000.04	8,000.04	447.71	447.71	283.56	7,268.77	90.86 %
080-0800-5316 Supplies - Signs	30,000.00	30,000.00	0.00	0.00	0.00	30,000.00	100.00 %
080-0800-5322 Supplies - Operating	259,999.92	255,999.92	19,560.75	19,615.15	11,646.58	224,738.19	87.79 %
080-0800-5323 Material and Maint	210,000.00	210,000.00	28,820.85	28,820.85	26,750.55	154,428.60	73.54 %
080-0800-5350 Postage Expense	516.00	516.00	64.06	135.26	0.00	380.74	73.79 %
<b>Category: E30 - Supply Expense Total:</b>	<b>508,515.96</b>	<b>504,515.96</b>	<b>48,893.37</b>	<b>49,018.97</b>	<b>38,680.69</b>	<b>416,816.30</b>	<b>82.62%</b>
<b>Category: E40 - Operations Expense</b>							
080-0800-5480 Dues & Subscriptions	17,200.00	17,200.00	510.00	731.91	-1.83	16,469.92	95.76 %
080-0800-5530 Safety Program	5,000.00	5,000.00	0.00	0.00	0.00	5,000.00	100.00 %
080-0800-5535 Sales Tax Expense	4,000.00	4,000.00	0.00	15.00	0.00	3,985.00	99.63 %
080-0800-5546 Street Lights Installed	60,000.00	60,000.00	4,988.56	10,282.61	0.00	49,717.39	82.85 %
080-0800-5547 Traffic Signal Maintenance	40,000.00	40,000.00	0.00	0.00	0.00	40,000.00	100.00 %
<b>Category: E40 - Operations Expense Total:</b>	<b>126,200.00</b>	<b>126,200.00</b>	<b>5,498.56</b>	<b>11,029.52</b>	<b>-1.83</b>	<b>115,172.31</b>	<b>91.26%</b>
<b>Category: E55 - Professional Services</b>							
080-0800-5550 Prof Services - Acctg & Audit	25,250.00	25,250.00	0.00	0.00	0.00	25,250.00	100.00 %
080-0800-5552 Prof Services - Advertising	3,500.00	3,500.00	0.00	0.00	0.00	3,500.00	100.00 %
080-0800-5562 Prof Services - Bridge Inspection	1,500.00	1,500.00	0.00	0.00	710.98	789.02	52.60 %
080-0800-5571 Prof Services - Engineering	270,000.00	310,183.33	23,808.97	29,527.97	288,435.36	-7,780.00	-2.51 %
080-0800-5586 Prof Services - Other	200,000.00	200,000.00	2,150.97	2,150.97	67,960.89	129,888.14	64.94 %
080-0800-5589 Prof Services - Printing	500.00	500.00	0.00	0.00	0.00	500.00	100.00 %
<b>Category: E55 - Professional Services Total:</b>	<b>500,750.00</b>	<b>540,933.33</b>	<b>25,959.94</b>	<b>31,678.94</b>	<b>357,107.23</b>	<b>152,147.16</b>	<b>28.13%</b>
<b>Category: E60 - Miscellaneous Expense</b>							
080-0800-5604 Hardware - New & Renewals	1,000.00	1,000.00	701.66	701.66	0.00	298.34	29.83 %
080-0800-5608 Software - New & Renewals	58,000.00	59,370.00	1,369.00	2,941.00	36,660.60	19,768.40	33.30 %
080-0800-5614 Copiers & Maintenance	1,776.00	1,776.00	147.74	295.48	1,557.55	-77.03	-4.34 %
<b>Category: E60 - Miscellaneous Expense Total:</b>	<b>60,776.00</b>	<b>62,146.00</b>	<b>2,218.40</b>	<b>3,938.14</b>	<b>38,218.15</b>	<b>19,989.71</b>	<b>32.17%</b>

Budget Report

For Fiscal: 2026 Period Ending: 02/28/2026

	Original Total Budget	Current Total Budget	Period Activity	Fiscal Activity	Encumbrances	Variance Favorable (Unfavorable)	Percent Remaining
<b>Category: E72 - Bond Expense</b>							
090-0800-5840							
Principal for Loans							
Category: E72 - Bond Expense Total:	189,077.04	189,077.04	15,500.75	30,945.51	158,131.81	-0.28	0.00%
<b>Category: E80 - Fixed Assets</b>							
090-0800-5810							
Capital Assets - Equipment	40,000.00	110,327.00	47,628.00	47,628.00	49,139.52	13,559.48	12.29%
090-0800-5815							
Capital Assets - Infrastructure	50,000.00	490,000.00	13,316.57	13,316.57	0.00	476,683.43	97.28%
Category: E80 - Fixed Assets Total:	90,000.00	600,327.00	60,944.57	60,944.57	49,139.52	490,242.91	81.66%
<b>Category: E85 - Interest Expense</b>							
090-0800-5850							
Interest Expense	33,821.04	33,821.04	3,074.14	6,204.27	27,617.09	-0.32	0.00%
Category: E85 - Interest Expense Total:	33,821.04	33,821.04	3,074.14	6,204.27	27,617.09	-0.32	0.00%
<b>Department: 0800 - Street Surplus (Deficit):</b>							
Expense Total:	3,772,461.01	4,320,341.34	329,735.11	624,991.32	698,890.05	2,996,459.97	69.36%
Fund: 080 - Street Fund Surplus (Deficit):	645,532.99	537,652.66	5,594.13	66,865.09	-698,890.05	-1,169,677.62	217.55%
Department: 0200 - Animal Control	-108,161.60	-223,041.93	-46,160.55	-39,697.85	-737,952.57	-554,608.49	-248.66%
<b>Fund: 090 - Long Term Governmental Capital Asset Fund</b>							
<b>Department: 0200 - Animal Control</b>							
<b>Expense</b>							
<b>Category: E80 - Fixed Assets</b>							
090-0200-5898							
Capital Asset Contra	0.00	0.00	-59,451.50	-59,451.50	0.00	59,451.50	0.00%
Category: E80 - Fixed Assets Total:	0.00	0.00	-59,451.50	-59,451.50	0.00	59,451.50	0.00%
Expense Total:	0.00	0.00	-59,451.50	-59,451.50	0.00	59,451.50	0.00%
Department: 0410 - Parks - Mills Park & Pool	0.00	0.00	-59,451.50	-59,451.50	0.00	59,451.50	0.00%
<b>Category: E80 - Fixed Assets</b>							
090-0410-5898							
Capital Asset Contra	0.00	0.00	-5,000.00	-5,000.00	0.00	5,000.00	0.00%
Category: E80 - Fixed Assets Total:	0.00	0.00	-5,000.00	-5,000.00	0.00	5,000.00	0.00%
Expense Total:	0.00	0.00	-5,000.00	-5,000.00	0.00	5,000.00	0.00%
Department: 0410 - Parks - Mills Park & Pool Total:	0.00	0.00	-5,000.00	-5,000.00	0.00	5,000.00	0.00%
Fund: 090 - Long Term Governmental Capital Asset Fund Total:	0.00	0.00	-64,451.50	-64,451.50	0.00	64,451.50	0.00%
<b>Fund: 110 - Special Redemp - 2016 Bond</b>							
<b>Department: 0100 - Administration</b>							
<b>Revenue</b>							
<b>Category: R62 - Intergovernmental Trfs</b>							
110-0100-4623							
Xfer from Other Fund	30,000.00	30,000.00	2,289.29	4,646.36	0.00	-25,353.64	84.51%
Category: R62 - Intergovernmental Trfs Total:	30,000.00	30,000.00	2,289.29	4,646.36	0.00	-25,353.64	84.51%

Budget Report

For Fiscal: 2026 Period Ending: 02/28/2026

	Original Total Budget	Current Total Budget	Period Activity	Fiscal Activity	Encumbrances	Variance Favorable (Unfavorable)	Percent Remaining
<b>Category: R85 - Interest Revenue</b>							
Gain on Investment	0.00	0.00	27.90	49.05	0.00	49.05	0.00%
<b>Category: R85 - Interest Revenue Total:</b>	<b>0.00</b>	<b>0.00</b>	<b>27.90</b>	<b>49.05</b>	<b>0.00</b>	<b>49.05</b>	<b>0.00%</b>
<b>Department: 0100 - Administration</b>							
Revenue Total:	30,000.00	30,000.00	2,317.19	4,695.41	0.00	-25,304.59	84.35%
<b>Department: 0100 - Administration Total:</b>	<b>30,000.00</b>	<b>30,000.00</b>	<b>2,317.19</b>	<b>4,695.41</b>	<b>0.00</b>	<b>-25,304.59</b>	<b>84.35%</b>
<b>Fund: 110 - Special Redemp - 2016 Bond Total:</b>							
Revenue Total:	30,000.00	30,000.00	2,317.19	4,695.41	0.00	-25,304.59	84.35%
<b>Fund: 110 - Special Redemp - 2016 Bond Total:</b>	<b>30,000.00</b>	<b>30,000.00</b>	<b>2,317.19</b>	<b>4,695.41</b>	<b>0.00</b>	<b>-25,304.59</b>	<b>84.35%</b>
<b>Fund: 113 - Debt Service Reserve Fund</b>							
<b>Department: 0100 - Administration</b>							
<b>Revenue</b>							
<b>Category: R85 - Interest Revenue</b>							
Interest Revenue	30,000.00	30,000.00	2,289.29	4,646.36	0.00	-25,353.64	84.51%
<b>Category: R85 - Interest Revenue Total:</b>	<b>30,000.00</b>	<b>30,000.00</b>	<b>2,289.29</b>	<b>4,646.36</b>	<b>0.00</b>	<b>-25,353.64</b>	<b>84.51%</b>
<b>Revenue Total:</b>							
Revenue Total:	30,000.00	30,000.00	2,289.29	4,646.36	0.00	-25,353.64	84.51%
<b>Revenue Total:</b>	<b>30,000.00</b>	<b>30,000.00</b>	<b>2,289.29</b>	<b>4,646.36</b>	<b>0.00</b>	<b>-25,353.64</b>	<b>84.51%</b>
<b>Expense</b>							
<b>Category: E62 - Intergovernmental Tsfr</b>							
Xfer to other fund	30,000.00	30,000.00	2,289.29	4,646.36	0.00	25,353.64	84.51%
<b>Category: E62 - Intergovernmental Tsfr Total:</b>	<b>30,000.00</b>	<b>30,000.00</b>	<b>2,289.29</b>	<b>4,646.36</b>	<b>0.00</b>	<b>25,353.64</b>	<b>84.51%</b>
<b>Expense Total:</b>							
Expense Total:	30,000.00	30,000.00	2,289.29	4,646.36	0.00	25,353.64	84.51%
<b>Expense Total:</b>	<b>30,000.00</b>	<b>30,000.00</b>	<b>2,289.29</b>	<b>4,646.36</b>	<b>0.00</b>	<b>25,353.64</b>	<b>84.51%</b>
<b>Department: 0100 - Administration Surplus (Deficit):</b>							
Department: 0100 - Administration Surplus (Deficit):	0.00	0.00	0.00	0.00	0.00	0.00	0.00%
<b>Department: 0100 - Administration Surplus (Deficit):</b>	<b>0.00</b>	<b>0.00</b>	<b>0.00</b>	<b>0.00</b>	<b>0.00</b>	<b>0.00</b>	<b>0.00%</b>
<b>Fund: 113 - Debt Service Reserve Fund Surplus (Deficit):</b>							
Fund: 113 - Debt Service Reserve Fund Surplus (Deficit):	0.00	0.00	0.00	0.00	0.00	0.00	0.00%
<b>Fund: 113 - Debt Service Reserve Fund Surplus (Deficit):</b>	<b>0.00</b>	<b>0.00</b>	<b>0.00</b>	<b>0.00</b>	<b>0.00</b>	<b>0.00</b>	<b>0.00%</b>
<b>Fund: 114 - 2016 Bond Fund</b>							
<b>Department: 0000 - Administration</b>							
<b>Expense</b>							
<b>Category: E72 - Bond Expense</b>							
Bond Principle Pmt	1,672,525.00	1,672,525.00	0.00	0.00	0.00	1,672,525.00	100.00%
Bond Fees	950.00	950.00	0.00	0.00	0.00	950.00	100.00%
<b>Category: E72 - Bond Expense Total:</b>	<b>1,673,475.00</b>	<b>1,673,475.00</b>	<b>0.00</b>	<b>0.00</b>	<b>0.00</b>	<b>1,673,475.00</b>	<b>100.00%</b>
<b>Category: E85 - Interest Expense</b>							
Interest Expense	1,672,525.00	1,672,525.00	0.00	0.00	0.00	1,672,525.00	100.00%
<b>Category: E85 - Interest Expense Total:</b>	<b>1,672,525.00</b>	<b>1,672,525.00</b>	<b>0.00</b>	<b>0.00</b>	<b>0.00</b>	<b>1,672,525.00</b>	<b>100.00%</b>
<b>Expense Total:</b>							
Expense Total:	3,346,000.00	3,346,000.00	0.00	0.00	0.00	3,346,000.00	100.00%
<b>Expense Total:</b>	<b>3,346,000.00</b>	<b>3,346,000.00</b>	<b>0.00</b>	<b>0.00</b>	<b>0.00</b>	<b>3,346,000.00</b>	<b>100.00%</b>
<b>Department: 0000 - Administration Total:</b>							
Department: 0000 - Administration Total:	3,346,000.00	3,346,000.00	0.00	0.00	0.00	3,346,000.00	100.00%
<b>Department: 0000 - Administration Total:</b>	<b>3,346,000.00</b>	<b>3,346,000.00</b>	<b>0.00</b>	<b>0.00</b>	<b>0.00</b>	<b>3,346,000.00</b>	<b>100.00%</b>

Budget Report

For Fiscal: 2026 Period Ending: 02/28/2026

Department: 0900 - Water Revenue

	Original Total Budget	Current Total Budget	Period Activity	Fiscal Activity	Encumbrances	Variance Favorable (Unfavorable)	Percent Remaining
<b>Category: R50 - Sale of Services</b>							
500-0900-4504 CAW Pass thru Fees	185,000.00	185,000.00	-445.85	-1,485.19	0.00	-186,485.19	100.80%
500-0900-4536 Penalties	360,000.00	360,000.00	34,040.53	62,288.77	0.00	-297,711.23	82.70%
500-0900-4537 Insufficient Check Fee	5,000.00	5,000.00	825.00	1,425.00	0.00	-3,575.00	71.50%
500-0900-4540 Sales - CAW System Devel	6,529.00	6,529.00	1,650.00	2,100.00	0.00	-4,429.00	67.84%
500-0900-4542 Sales - FSDWA	41,900.00	41,900.00	3,492.31	6,988.92	0.00	-34,911.08	83.32%
500-0900-4544 W was Misc now One Time Charges	15,000.00	15,000.00	1,902.50	3,421.25	0.00	-11,578.75	77.19%
500-0900-4548 Sales - Pump Maintenance	20,000.00	20,000.00	1,696.45	3,392.90	0.00	-16,607.10	83.04%
500-0900-4550 Sales - Service Charges	50,000.00	50,000.00	9,260.00	11,020.00	0.00	-38,980.00	77.96%
500-0900-4554 Sales - Water	4,223,576.00	4,223,576.00	325,734.56	609,383.28	0.00	-3,614,192.72	85.57%
500-0900-4556 Sales - Water Connections	20,000.00	20,000.00	3,252.00	3,987.00	0.00	-16,013.00	80.07%
500-0900-4561 Sales Tax Revenue	390,000.00	390,000.00	30,959.83	58,062.43	0.00	-331,937.57	85.11%
500-0900-4566 Woodland Hills Watershed	10,992.00	10,992.00	1,055.30	1,991.78	0.00	-9,000.22	81.88%
<b>Category: R50 - Sale of Services Total:</b>	<b>5,327,997.00</b>	<b>5,327,997.00</b>	<b>413,432.63</b>	<b>762,576.14</b>	<b>0.00</b>	<b>-4,555,420.86</b>	<b>85.69%</b>
<b>Category: R60 - Miscellaneous Revenue</b>							
500-0900-4600 Miscellaneous Revenue	5,000.00	5,000.00	82.99	82.99	0.00	-4,917.01	98.34%
<b>Category: R60 - Miscellaneous Revenue Total:</b>	<b>5,000.00</b>	<b>5,000.00</b>	<b>82.99</b>	<b>82.99</b>	<b>0.00</b>	<b>-4,917.01</b>	<b>98.34%</b>
<b>Category: R62 - Intergovernmental Tfrs</b>							
500-0900-4622 Xfer from Other	887,407.00	887,407.00	0.00	1,204.56	0.00	-886,202.44	99.86%
<b>Category: R62 - Intergovernmental Tfrs Total:</b>	<b>887,407.00</b>	<b>887,407.00</b>	<b>0.00</b>	<b>1,204.56</b>	<b>0.00</b>	<b>-886,202.44</b>	<b>99.86%</b>
<b>Category: R64 - Reimbursement</b>							
500-0900-4640 Reimbursement Revenue	50,000.00	50,000.00	0.00	0.00	0.00	-50,000.00	100.00%
<b>Category: R64 - Reimbursement Total:</b>	<b>50,000.00</b>	<b>50,000.00</b>	<b>0.00</b>	<b>0.00</b>	<b>0.00</b>	<b>-50,000.00</b>	<b>100.00%</b>
<b>Category: R85 - Interest Revenue</b>							
500-0900-4850 Interest Revenue	0.00	0.00	699.63	1,472.41	0.00	1,472.41	0.00%
<b>Category: R85 - Interest Revenue Total:</b>	<b>0.00</b>	<b>0.00</b>	<b>699.63</b>	<b>1,472.41</b>	<b>0.00</b>	<b>1,472.41</b>	<b>0.00%</b>
<b>Category: R85 - Interest Revenue Total:</b>							
<b>Revenue Total:</b>	<b>6,270,404.00</b>	<b>6,270,404.00</b>	<b>414,215.25</b>	<b>765,336.10</b>	<b>0.00</b>	<b>-5,505,067.90</b>	<b>87.79%</b>
<b>Category: E01 - Personnel Expense</b>							
500-0900-5000 Salary Expense	1,036,858.85	1,036,858.85	72,166.29	182,524.67	0.00	854,334.18	82.40%
500-0900-5005 SWB Reimbursement	156,392.00	156,392.00	13,032.67	26,065.34	0.00	130,326.66	83.33%
500-0900-5010 Overtime Expense	15,000.00	15,000.00	3,000.21	4,561.39	0.00	10,438.61	69.59%
500-0900-5020 FICA Expense	80,467.20	80,467.20	5,614.75	14,031.42	0.00	66,435.78	82.56%
500-0900-5022 Unemployment Expense	322.00	322.00	38.65	240.98	0.00	81.02	25.16%
500-0900-5025 Worker's Comp Expense	30,094.00	30,094.00	0.00	10,441.10	0.00	19,652.90	65.31%
500-0900-5030 APERS Expense	159,260.42	159,260.42	11,370.56	28,371.54	0.00	130,888.88	82.19%
500-0900-5040 Health Insurance Expense	199,669.80	199,669.80	14,601.18	30,095.23	0.00	169,574.57	84.93%
500-0900-5050 Physical & Drug Screen Exp	1,800.00	1,800.00	129.55	129.55	35.40	1,635.05	90.84%

Budget Report

For Fiscal: 2026 Period Ending: 02/28/2026

	Original Total Budget	Current Total Budget	Period Activity	Fiscal Activity	Encumbrances	Variance (Unfavorable)	Percent Remaining
<b>Category: E01 - Personnel Expense Total:</b>							
Bring Your Own Device - Phone	0.00	0.00	75.00	150.00	0.00	-150.00	0.00 %
Uniform Expense	16,000.00	16,000.00	0.00	0.00	209.69	15,790.31	98.69 %
Travel & Training Expense	15,000.00	15,000.00	630.00	630.00	1,520.80	12,849.20	85.66 %
<b>Category: E01 - Personnel Expense Total:</b>	<b>1,710,864.27</b>	<b>1,710,864.27</b>	<b>120,658.86</b>	<b>297,241.22</b>	<b>1,765.89</b>	<b>1,411,857.16</b>	<b>82.52%</b>
<b>Category: E10 - Building &amp; Grounds Exp</b>							
Repairs & Maint - Building	6,000.00	6,000.00	378.21	672.83	1,689.63	3,637.54	60.63 %
Utilities - Electric	51,048.00	51,048.00	5,137.63	10,207.65	0.00	40,840.35	80.00 %
Utilities - Gas	2,500.00	2,500.00	236.57	492.61	0.00	2,007.39	80.30 %
Utilities - Water	500.00	500.00	27.49	53.31	0.00	446.69	89.34 %
Com Exp - Tel Landline/Interne	6,660.00	6,660.00	723.42	1,336.51	123.00	5,200.49	78.09 %
Communication Exp - Cellular	12,480.00	12,480.00	0.00	0.00	0.00	12,480.00	100.00 %
Insurance - Property	22,368.00	22,368.00	0.00	0.00	0.00	22,368.00	100.00 %
Sanitation	6,010.78	6,010.78	21.56	21.56	107.80	5,881.42	97.85 %
Janitorial Supplies and Main	3,000.00	3,000.00	224.66	224.66	605.27	2,170.07	72.34 %
Tools	21,000.00	21,000.00	28.38	28.38	419.50	20,552.12	97.87 %
<b>Category: E10 - Building &amp; Grounds Exp Total:</b>	<b>131,566.78</b>	<b>131,566.78</b>	<b>6,777.92</b>	<b>13,037.51</b>	<b>2,945.20</b>	<b>115,584.07</b>	<b>87.85%</b>
<b>Category: E20 - Vehicle Expense</b>							
Fuel Expense	62,000.00	62,000.00	3,648.97	6,879.26	-874.68	55,995.42	90.32 %
Service & Repair - Vehicle	20,000.00	20,000.00	3,267.22	7,628.34	338.02	12,033.64	60.17 %
Tire Expense	15,000.00	15,000.00	731.78	731.78	0.00	14,268.22	95.12 %
Insurance Expense - Vehicle	10,281.00	10,281.00	0.00	20,431.10	0.00	-10,150.10	-98.73 %
<b>Category: E20 - Vehicle Expense Total:</b>	<b>107,281.00</b>	<b>107,281.00</b>	<b>7,647.97</b>	<b>35,670.48</b>	<b>-556.66</b>	<b>72,147.18</b>	<b>67.25%</b>
<b>Category: E30 - Supply Expense</b>							
Supplies - Office	6,000.00	6,000.00	441.90	660.89	195.75	5,143.36	85.72 %
Supplies - Operating	140,000.00	147,800.00	31,310.67	32,711.47	28,189.09	86,899.44	58.80 %
Postage Expense	2,000.00	2,000.00	414.27	506.76	39.00	1,454.24	72.71 %
Cost of Water from CAW	2,070,502.00	2,070,502.00	138,726.77	262,207.05	0.00	1,808,294.95	87.34 %
<b>Category: E30 - Supply Expense Total:</b>	<b>2,218,502.00</b>	<b>2,226,302.00</b>	<b>170,893.61</b>	<b>296,086.17</b>	<b>28,423.84</b>	<b>1,901,791.99</b>	<b>85.42%</b>
<b>Category: E40 - Operations Expense</b>							
Dues & Subscriptions	40,000.00	40,000.00	2,485.25	4,477.19	1,846.30	33,676.51	84.19 %
Elections or Permit Fee Exp	42,000.00	42,000.00	0.00	0.00	0.00	42,000.00	100.00 %
Safety Program	6,000.00	6,000.00	0.00	0.00	0.00	6,000.00	100.00 %
Sales Tax Expense	390,000.00	390,000.00	26,597.00	55,710.00	0.00	334,290.00	85.72 %
<b>Category: E40 - Operations Expense Total:</b>	<b>478,000.00</b>	<b>478,000.00</b>	<b>29,082.25</b>	<b>60,187.19</b>	<b>1,846.30</b>	<b>415,966.51</b>	<b>87.02%</b>
<b>Category: E55 - Professional Services</b>							
Prof Services - Actg & Audit	14,350.00	14,350.00	0.00	0.00	0.00	14,350.00	100.00 %
Prof Services - Advertising	2,000.00	2,000.00	97.34	97.34	0.00	1,902.66	95.13 %
Prof Services - Engineering	60,000.00	72,183.34	0.00	0.00	12,183.34	60,000.00	83.12 %
Prof Services - Other	110,000.00	110,000.00	50.28	59.62	3,738.75	106,201.63	96.55 %
Prof Services - Printing	55,000.00	55,000.00	4,626.02	9,175.75	0.00	45,824.25	83.32 %

Budget Report

For Fiscal: 2026 Period Ending: 02/28/2026

	Original Total Budget	Current Total Budget	Period Activity	Fiscal Activity	Encumbrances	Variance Favorable (Unfavorable)	Percent Remaining
<b>Category: E60 - Miscellaneous Expense</b>							
Miscellaneous Expense	5,000.00	5,000.00	0.00	0.00	0.00	5,000.00	100.00%
Hardware - New & Renewals	12,000.00	12,000.00	701.86	701.86	1,587.00	9,711.14	80.93%
Software - New & Renewals	89,000.00	90,370.00	1,370.00	2,942.00	36,660.60	50,767.40	56.18%
Copiers & Maintenance	1,534.00	1,534.00	106.16	212.32	1,146.57	175.11	11.42%
<b>Category: E60 - Miscellaneous Expense Total:</b>	<b>107,534.00</b>	<b>108,904.00</b>	<b>2,178.02</b>	<b>3,856.18</b>	<b>39,394.17</b>	<b>65,653.65</b>	<b>60.29%</b>
<b>Category: E62 - Intergovernmental Tsr</b>							
Xfer to Other	187,500.00	187,500.00	18,505.92	337,059.67	0.00	-149,559.67	-79.77%
<b>Category: E62 - Intergovernmental Tsr Total:</b>	<b>187,500.00</b>	<b>187,500.00</b>	<b>18,505.92</b>	<b>337,059.67</b>	<b>0.00</b>	<b>-149,559.67</b>	<b>-79.77%</b>
<b>Category: E72 - Bond Expense</b>							
Bond Fees	85,000.00	85,000.00	2,717.97	5,435.94	6,019.32	73,544.74	86.52%
<b>Category: E72 - Bond Expense Total:</b>	<b>85,000.00</b>	<b>85,000.00</b>	<b>2,717.97</b>	<b>5,435.94</b>	<b>6,019.32</b>	<b>73,544.74</b>	<b>86.52%</b>
<b>Category: E80 - Fixed Assets</b>							
Capital Asset - Land	50,000.00	50,000.00	0.00	0.00	0.00	50,000.00	100.00%
Capital Assets - Infrastructure	190,001.00	834,063.48	-11,200.00	118,300.00	548,215.67	167,547.81	20.09%
Depreciation Expense	649,907.00	649,907.00	0.00	0.00	0.00	649,907.00	100.00%
<b>Category: E80 - Fixed Assets Total:</b>	<b>889,908.00</b>	<b>1,533,970.48</b>	<b>-11,200.00</b>	<b>118,300.00</b>	<b>548,215.67</b>	<b>867,454.81</b>	<b>56.55%</b>
<b>Category: E85 - Interest Expense</b>							
Interest Expense	74,629.00	74,629.00	11,213.83	16,512.98	59,710.88	-1,594.86	-2.14%
<b>Category: E85 - Interest Expense Total:</b>	<b>74,629.00</b>	<b>74,629.00</b>	<b>11,213.83</b>	<b>16,512.98</b>	<b>59,710.88</b>	<b>-1,594.86</b>	<b>-2.14%</b>
<b>Expense Total:</b>	<b>6,232,135.05</b>	<b>6,897,550.87</b>	<b>363,249.99</b>	<b>1,192,720.05</b>	<b>703,706.70</b>	<b>5,001,124.12</b>	<b>72.51%</b>
<b>Department: 0950 - Wastewater Revenue</b>							
Sales of Services	6,137,400.00	6,137,400.00	530,889.67	1,006,260.36	0.00	-5,131,139.64	83.60%
Sales - WW Connections	15,000.00	15,000.00	2,850.00	4,350.00	0.00	-10,650.00	71.00%
<b>Category: R50 - Sale of Services Total:</b>	<b>6,152,400.00</b>	<b>6,152,400.00</b>	<b>533,739.67</b>	<b>1,010,610.36</b>	<b>0.00</b>	<b>-5,141,789.64</b>	<b>83.57%</b>
<b>Category: R60 - Miscellaneous Revenue</b>							
Xfer Wastewater Impact	50,000.00	50,000.00	0.00	0.00	0.00	-50,000.00	100.00%
<b>Category: R60 - Miscellaneous Revenue Total:</b>	<b>50,000.00</b>	<b>50,000.00</b>	<b>0.00</b>	<b>0.00</b>	<b>0.00</b>	<b>-50,000.00</b>	<b>100.00%</b>
<b>Revenue Total:</b>	<b>6,202,400.00</b>	<b>6,202,400.00</b>	<b>533,739.67</b>	<b>1,010,610.36</b>	<b>0.00</b>	<b>-5,191,789.64</b>	<b>83.71%</b>
<b>Expense</b>	<b>6,137,400.00</b>	<b>6,137,400.00</b>	<b>533,739.67</b>	<b>1,010,610.36</b>	<b>0.00</b>	<b>5,126,789.64</b>	<b>83.53%</b>
<b>Category: E62 - Intergovernmental Tsr</b>							
Xfer to Water	187,500.00	187,500.00	18,505.92	337,059.67	0.00	-149,559.67	-79.77%

Budget Report

For Fiscal: 2026 Period Ending: 02/28/2026

	Original Total Budget	Current Total Budget	Period Activity	Fiscal Activity	Encumbrances	Variance (Unfavorable)	Percent Remaining
<u>500-0950-5050</u> Xfer to Wastewater Impact	50,000.00	50,000.00	0.00	0.00	0.00	50,000.00	100.00%
Category: E62 - Intergovernmental Tfrs Total:	6,187,400.00	6,187,400.00	533,739.67	1,010,610.36	0.00	5,176,789.64	83.67%
Expense Total:	6,187,400.00	6,187,400.00	533,739.67	1,010,610.36	0.00	5,176,789.64	83.67%
Department: 0950 - Wastewater Surplus (Deficit):	15,000.00	15,000.00	0.00	0.00	0.00	-15,000.00	100.00%
Fund: 500 - Water Fund Surplus (Deficit):	-6,731.05	-672,146.87	50,910.83	-427,578.92	-703,706.70	-459,138.75	-68.31%
<b>Fund: 510 - Wastewater Fund</b>							
Department: 0950 - Wastewater Revenue							
Category: R60 - Miscellaneous Revenue	0.00	0.00	182.59	182.59	0.00	182.59	0.00%
Category: R60 - Miscellaneous Revenue Total:	0.00	0.00	182.59	182.59	0.00	182.59	0.00%
Category: R62 - Intergovernmental Tfrs							
<u>510-0950-4623</u> Xfer from Other Fund	956,050.50	956,050.50	0.00	1,204.76	0.00	-954,845.74	99.87%
<u>510-0950-4625</u> Xfer from Sewer Sales	6,137,400.00	6,137,400.00	533,739.67	1,010,610.36	0.00	-5,126,789.64	83.53%
Category: R62 - Intergovernmental Tfrs Total:	7,093,450.50	7,093,450.50	533,739.67	1,011,815.12	0.00	-6,081,635.38	85.74%
Category: R64 - Reimbursement							
<u>510-0950-4640</u> Reimbursement Revenue	50,000.00	50,000.00	0.00	0.00	0.00	-50,000.00	100.00%
Category: R64 - Reimbursement Total:	50,000.00	50,000.00	0.00	0.00	0.00	-50,000.00	100.00%
Category: R85 - Interest Revenue							
<u>510-0950-4850</u> Interest Revenue	0.00	0.00	61.35	129.11	0.00	129.11	0.00%
Category: R85 - Interest Revenue Total:	0.00	0.00	61.35	129.11	0.00	129.11	0.00%
Revenue Total:	7,143,450.50	7,143,450.50	533,983.61	1,012,126.82	0.00	-6,131,323.68	85.83%
<b>Expense</b>							
Category: E01 - Personnel Expense							
<u>510-0950-5000</u> Salary Expense	1,763,304.18	1,763,304.18	113,531.11	278,412.63	0.00	1,484,891.55	84.21%
<u>510-0950-5005</u> SWB Reimbursement	156,392.00	156,392.00	13,032.67	26,065.34	0.00	130,326.66	83.33%
<u>510-0950-5010</u> Overtime Expense	100,000.00	100,000.00	9,462.60	25,249.48	0.00	74,750.52	74.75%
<u>510-0950-5020</u> FICA Expense	142,542.77	142,542.77	9,134.80	22,691.12	0.00	119,851.65	84.08%
<u>510-0950-5022</u> Unemployment Expense	378.00	378.00	34.53	342.44	0.00	35.56	9.41%
<u>510-0950-5025</u> Worker's Comp Expense	24,000.00	24,000.00	0.00	21,471.21	0.00	2,528.79	10.54%
<u>510-0950-5030</u> APERS Expense	285,458.20	285,458.20	18,841.85	46,519.68	0.00	238,938.52	83.70%
<u>510-0950-5040</u> Health Insurance Expense	395,806.41	395,806.41	25,464.39	50,035.88	0.00	345,770.53	87.36%
<u>510-0950-5050</u> Physical & Drug Screen Exp	1,800.00	1,800.00	0.00	0.00	84.00	1,716.00	95.33%
<u>510-0950-5055</u> Uniform Expense	11,189.26	11,189.26	1,116.32	2,443.80	-1,024.20	9,769.66	87.31%
<u>510-0950-5060</u> Travel & Training Expense	5,000.00	5,000.00	162.24	162.24	630.00	4,207.76	84.16%
Category: E01 - Personnel Expense Total:	2,885,870.82	2,885,870.82	190,780.51	473,393.82	-310.20	2,412,787.20	83.61%
Category: E10 - Building & Grounds Exp							
<u>510-0950-5102</u> Repairs & Maint - Building	25,000.00	25,000.00	98.19	392.91	1,689.63	22,917.46	91.67%

Budget Report

For Fiscal: 2026 Period Ending: 02/28/2026

	Original Total Budget	Current Total Budget	Period Activity	Fiscal Activity	Encumbrances	Variance Favorable (Unfavorable)	Percent Remaining
<b>Category: E20 - Vehicle Expense</b>							
510-0950-5200 Utilities - Electric	380,004.00	380,004.00	30,901.64	65,872.40	0.00	314,131.60	82.67%
510-0950-5111 Utilities - Gas	2,700.00	2,700.00	242.77	500.08	0.00	2,199.92	81.48%
510-0950-5112 Utilities - Water	114,720.00	114,720.00	12,641.78	19,321.67	0.00	95,398.33	83.16%
510-0950-5115 Com Exp - Tel Landline/Interne	8,664.00	8,664.00	723.42	1,336.52	123.00	7,204.48	83.15%
510-0950-5116 Communication Exp - Cellular	9,360.00	9,360.00	0.00	0.00	0.00	9,360.00	100.00%
510-0950-5120 Insurance - Property	36,260.00	36,260.00	0.00	0.00	0.00	36,260.00	100.00%
510-0950-5130 Sanitation	120,000.00	120,000.00	4,174.54	12,112.12	107.80	107,780.08	89.82%
510-0950-5140 Supplies - B&G	3,000.00	3,000.00	224.60	224.60	76.34	2,699.06	89.97%
510-0950-5142 Janitorial Supplies and Main	1,500.00	1,500.00	0.00	0.00	528.96	971.04	64.74%
510-0950-5145 Tools	15,000.00	15,000.00	782.79	2,161.52	5,506.47	7,332.01	48.88%
<b>Category: E10 - Building &amp; Grounds Exp Total:</b>	<b>716,208.00</b>	<b>716,208.00</b>	<b>49,789.73</b>	<b>101,921.82</b>	<b>8,032.20</b>	<b>606,253.98</b>	<b>84.65%</b>
<b>Category: E20 - Vehicle Expense</b>							
510-0950-5200 Fuel Expense	75,000.00	75,000.00	3,649.24	6,879.54	-874.95	68,995.41	91.99%
510-0950-5210 Service & Repair - Vehicle	90,000.00	90,000.00	47,934.95	52,237.24	16,913.61	20,849.15	23.17%
510-0950-5216 Tire Expense	15,000.00	15,000.00	411.66	411.66	1,211.00	13,377.34	89.18%
510-0950-5225 Insurance Expense - Vehicle	23,769.00	23,769.00	0.00	34,162.89	0.00	-10,393.89	-43.73%
510-0950-5240 Equipment Rental	20,000.00	20,000.00	0.00	0.00	0.00	20,000.00	100.00%
<b>Category: E20 - Vehicle Expense Total:</b>	<b>223,769.00</b>	<b>223,769.00</b>	<b>51,995.85</b>	<b>93,691.33</b>	<b>17,249.66</b>	<b>112,828.01</b>	<b>50.42%</b>
<b>Category: E30 - Supply Expense</b>							
510-0950-5300 Supplies - Office	6,000.00	6,000.00	359.93	578.92	306.72	5,114.36	85.24%
510-0950-5322 Supplies - Operating	320,000.00	320,000.00	49,446.84	50,586.93	34,117.44	235,295.63	73.53%
510-0950-5324 Supplies - Chemicals	435,000.00	435,000.00	6,955.32	20,297.49	16,214.84	398,487.67	91.61%
510-0950-5326 Supplies - Lab	75,000.00	75,000.00	4,914.03	5,487.29	3,956.74	65,555.97	87.41%
510-0950-5350 Postage Expense	2,000.00	2,000.00	98.20	190.69	39.00	1,770.31	88.52%
<b>Category: E30 - Supply Expense Total:</b>	<b>838,000.00</b>	<b>838,000.00</b>	<b>61,774.32</b>	<b>77,141.32</b>	<b>54,634.74</b>	<b>706,223.94</b>	<b>84.27%</b>
<b>Category: E40 - Operations Expense</b>							
510-0950-5472 Credit Card Fees	20,001.24	20,001.24	0.00	0.00	0.00	20,001.24	100.00%
510-0950-5480 Dues & Subscriptions	15,000.00	15,000.00	6,849.00	7,490.87	-279.69	7,788.82	51.93%
510-0950-5530 Safety Program	7,000.00	7,000.00	0.00	0.00	0.00	7,000.00	100.00%
<b>Category: E40 - Operations Expense Total:</b>	<b>42,001.24</b>	<b>42,001.24</b>	<b>6,849.00</b>	<b>7,490.87</b>	<b>-279.69</b>	<b>34,790.06</b>	<b>82.83%</b>
<b>Category: E55 - Professional Services</b>							
510-0950-5550 Prof Services - Acctg & Audit	14,350.00	14,350.00	0.00	0.00	0.00	14,350.00	100.00%
510-0950-5552 Prof Services - Advertising	2,500.00	2,500.00	97.34	97.34	0.00	2,402.66	96.11%
510-0950-5586 Prof Services - Other	264,000.00	280,629.15	12,411.12	15,145.46	30,831.22	234,652.47	83.62%
510-0950-5589 Prof Services - Printing	55,000.00	55,000.00	4,626.02	9,175.76	0.00	45,824.24	83.32%
<b>Category: E55 - Professional Services Total:</b>	<b>335,850.00</b>	<b>352,479.15</b>	<b>17,134.48</b>	<b>24,418.56</b>	<b>30,831.22</b>	<b>297,229.37</b>	<b>84.33%</b>
<b>Category: E60 - Miscellaneous Expense</b>							
510-0950-5604 Hardware - New & Renewals	8,000.00	8,000.00	701.66	701.66	0.00	7,298.34	91.23%
510-0950-5602 Software - New & Renewals	92,000.00	93,370.00	1,370.00	2,942.00	36,660.60	53,767.40	57.59%
510-0950-5614 Copiers & Maintenance	2,034.00	2,034.00	106.16	212.32	1,146.57	675.11	33.19%

Budget Report

For Fiscal: 2026 Period Ending: 02/28/2026

	Original Total Budget	Current Total Budget	Period Activity	Fiscal Activity	Encumbrances	Variance Favorable (Unfavorable)	Percent Remaining
<b>Category: E60 - Miscellaneous Expense Total:</b>							
	102,034.00	103,404.00	2,177.82	3,855.98	37,807.17	61,740.85	59.71%
<b>Category: E62 - Intergovernmental Tfr</b>							
510-0950-5636	289,500.00	289,500.00	26,686.98	353,116.51	0.00	-63,616.51	-21.97%
Xfr to Other							
<b>Category: E62 - Intergovernmental Tfr Total:</b>	<b>289,500.00</b>	<b>289,500.00</b>	<b>26,686.98</b>	<b>353,116.51</b>	<b>0.00</b>	<b>-63,616.51</b>	<b>-21.97%</b>
<b>Category: E72 - Bond Expense</b>							
510-0950-5274	49,002.00	49,002.00	3,706.14	7,412.28	7,995.59	33,594.13	68.56%
Bond Fees							
<b>Category: E72 - Bond Expense Total:</b>	<b>49,002.00</b>	<b>49,002.00</b>	<b>3,706.14</b>	<b>7,412.28</b>	<b>7,995.59</b>	<b>33,594.13</b>	<b>68.56%</b>
<b>Category: E80 - Fixed Assets</b>							
510-0950-5800	100,000.00	100,000.00	0.00	0.00	0.00	100,000.00	100.00%
Capital Assets - Land							
510-0950-5808	1.00	1.00	0.00	0.00	0.00	1.00	100.00%
Capital Assets - Vehicles							
510-0950-5810	240,000.00	240,000.00	0.00	0.00	0.00	240,000.00	100.00%
Capital Assets - Equipment							
510-0950-5816	633,287.44	1,518,285.23	21,813.76	33,226.26	966,898.80	518,160.17	34.13%
Capital Assets - Infrastructure							
510-0950-5824	666,550.50	666,550.50	0.00	0.00	0.00	666,550.50	100.00%
Depreciation Expense							
<b>Category: E80 - Fixed Assets Total:</b>	<b>1,639,838.94</b>	<b>2,524,836.73</b>	<b>21,813.76</b>	<b>33,226.26</b>	<b>966,898.80</b>	<b>1,524,711.67</b>	<b>60.39%</b>
<b>Category: E85 - Interest Expense</b>							
510-0950-5850	89,982.50	89,982.50	8,006.27	16,012.54	51,410.88	22,559.08	25.07%
Interest Expense							
<b>Category: E85 - Interest Expense Total:</b>	<b>89,982.50</b>	<b>89,982.50</b>	<b>8,006.27</b>	<b>16,012.54</b>	<b>51,410.88</b>	<b>22,559.08</b>	<b>25.07%</b>
<b>Department: 0950 - Wastewater Surplus (Deficit):</b>							
	7,212,056.50	8,115,053.44	440,714.86	1,191,681.29	1,174,270.37	5,749,101.78	70.84%
<b>Expense Total:</b>	<b>-68,606.00</b>	<b>-971,602.94</b>	<b>93,268.75</b>	<b>-179,554.47</b>	<b>-1,174,270.37</b>	<b>-382,221.90</b>	<b>-39.34%</b>
<b>Fund: 510 - Wastewater Fund Surplus (Deficit):</b>							
	-68,606.00	-971,602.94	93,268.75	-179,554.47	-1,174,270.37	-382,221.90	-39.34%
<b>Fund: 515 - Stormwater Utility Fund</b>							
<b>Department: 0140 - Stormwater</b>							
<b>Revenue</b>							
<b>Category: R20 - Licenses Permits &amp; Fees</b>							
515-0140-4250	0.00	0.00	500.00	500.00	0.00	500.00	0.00%
Subdivision Plat & Filing Fees							
515-0140-4259	0.00	0.00	1,100.00	3,100.00	0.00	3,100.00	0.00%
Impact Fees							
515-0140-4567	20,000.00	20,000.00	500.00	500.00	0.00	-19,500.00	97.50%
Stormwater In Lieu Fees							
<b>Category: R20 - Licenses Permits &amp; Fees Total:</b>	<b>20,000.00</b>	<b>20,000.00</b>	<b>2,100.00</b>	<b>4,100.00</b>	<b>0.00</b>	<b>-15,900.00</b>	<b>79.50%</b>
<b>Category: R50 - Sale of Services</b>							
515-0140-4568	258,000.00	258,000.00	22,142.04	44,227.14	0.00	-213,772.86	82.86%
Stormwater Rev - Residential							
515-0140-4569	46,800.00	46,800.00	4,152.00	8,280.00	0.00	-38,520.00	82.31%
Stormwater Rev - Business							
<b>Category: R50 - Sale of Services Total:</b>	<b>304,800.00</b>	<b>304,800.00</b>	<b>26,294.04</b>	<b>52,507.14</b>	<b>0.00</b>	<b>-252,292.86</b>	<b>82.77%</b>
<b>Revenue Total:</b>	<b>324,800.00</b>	<b>324,800.00</b>	<b>28,394.04</b>	<b>56,607.14</b>	<b>0.00</b>	<b>-268,192.86</b>	<b>82.57%</b>

Budget Report

For Fiscal: 2026 Period Ending: 02/28/2026

	Original Total Budget	Current Total Budget	Period Activity	Fiscal Activity	Encumbrances	Variance Favorable (Unfavorable)	Percent Remaining
<b>Expense</b>							
Category: E80 - Fixed Assets							
Capital Assets - Infrastructure							
515-0140-5816	1.00	595,277.95	0.00	0.00	595,276.95	1.00	0.00%
Category: E80 - Fixed Assets Total:	1.00	595,277.95	0.00	0.00	595,276.95	1.00	0.00%
Expense Total:							
Department: 0140 - Stormwater Surplus (Deficit):	1.00	595,277.95	0.00	0.00	595,276.95	1.00	0.00%
Fund: 515 - Stormwater Utility Fund Surplus (Deficit):	324,799.00	-270,477.95	28,394.04	56,607.14	-595,276.95	-268,191.86	-99.15%
Fund: 525 - Repair and Replace (formerly Depreciation)	324,799.00	-270,477.95	28,394.04	56,607.14	-595,276.95	-268,191.86	-99.15%
Department: 0900 - Water							
<b>Expense</b>							
Category: E62 - Intergovernmental Tsfr							
Xfer to Water							
525-0900-5826	187,500.00	187,500.00	0.00	0.00	0.00	187,500.00	100.00%
Category: E62 - Intergovernmental Tsfr Total:	187,500.00	187,500.00	0.00	0.00	0.00	187,500.00	100.00%
Expense Total:							
Department: 0950 - Wastewater	187,500.00	187,500.00	0.00	0.00	0.00	187,500.00	100.00%
Department: 0950 - Wastewater							
<b>Revenue</b>							
Category: R62 - Intergovernmental Tsfrs							
Xfer from Water							
525-0950-4672	477,000.00	477,000.00	45,192.90	85,004.18	0.00	-391,995.82	82.18%
Category: R62 - Intergovernmental Tsfrs Total:	477,000.00	477,000.00	45,192.90	85,004.18	0.00	-391,995.82	82.18%
Revenue Total:							
Department: 0950 - Wastewater	477,000.00	477,000.00	45,192.90	85,004.18	0.00	-391,995.82	82.18%
Department: 0950 - Wastewater							
<b>Expense</b>							
Category: E62 - Intergovernmental Tsfr							
Xfer to Other							
525-0950-5626	289,500.00	289,500.00	0.00	0.00	0.00	289,500.00	100.00%
Category: E62 - Intergovernmental Tsfr Total:	289,500.00	289,500.00	0.00	0.00	0.00	289,500.00	100.00%
Expense Total:							
Department: 0950 - Wastewater Surplus (Deficit):	187,500.00	187,500.00	45,192.90	85,004.18	0.00	-102,495.82	54.66%
Fund: 540 - 2025 Water and Sewer Revenue Bond Fund	0.00	0.00	45,192.90	85,004.18	0.00	85,004.18	0.00%
Department: 0140 - Stormwater							
<b>Revenue</b>							
Category: R62 - Intergovernmental Tsfrs							
Xfer from Other Fund							
540-0140-4672	0.00	0.00	0.00	605,172.00	0.00	605,172.00	0.00%
Category: R62 - Intergovernmental Tsfrs Total:	0.00	0.00	0.00	605,172.00	0.00	605,172.00	0.00%

Budget Report

For Fiscal: 2026 Period Ending: 02/28/2026

	Original Total Budget	Current Total Budget	Period Activity	Fiscal Activity	Encumbrances	Variance Favorable (Unfavorable)	Percent Remaining
<b>Category: R85 - Interest Revenue</b>							
540-01-40-4850 Interest Revenue	0.00	0.00	1,277.26	1,459.87	0.00	1,459.87	0.00 %
Category: R85 - Interest Revenue Total:	0.00	0.00	1,277.26	1,459.87	0.00	1,459.87	0.00%
Revenue Total:	0.00	0.00	1,277.26	606,631.87	0.00	606,631.87	0.00%
Department: 0140 - Stormwater	0.00	0.00	1,277.26	606,631.87	0.00	606,631.87	0.00%
Fund: 540 - 2025 Water and Sewer Revenue Bond Fund Total:	0.00	0.00	1,277.26	606,631.87	0.00	606,631.87	0.00%
<b>Fund: 545 - 2025 Water and Sewer Revenue Bond Construction</b>							
<b>Department: 0140 - Stormwater</b>							
<b>Revenue</b>							
<b>Category: R62 - Intergovernmental Tsfrs</b>							
545-01-40-4623 Xfer from Other Fund	0.00	0.00	0.00	100.00	0.00	100.00	0.00 %
Category: R62 - Intergovernmental Tsfrs Total:	0.00	0.00	0.00	100.00	0.00	100.00	0.00%
Revenue Total:	0.00	0.00	0.00	100.00	0.00	100.00	0.00%
Department: 0140 - Stormwater Total:	0.00	0.00	0.00	100.00	0.00	100.00	0.00%
<b>Department: 0950 - Wastewater</b>							
<b>Expense</b>							
<b>Category: E62 - Intergovernmental Tsfr</b>							
545-0950-5625 Xfer to Other	0.00	0.00	0.00	2,409.13	0.00	-2,409.13	0.00 %
Category: E62 - Intergovernmental Tsfr Total:	0.00	0.00	0.00	2,409.13	0.00	-2,409.13	0.00%
Expense Total:	0.00	0.00	0.00	2,409.13	0.00	-2,409.13	0.00%
Department: 0950 - Wastewater Total:	0.00	0.00	0.00	2,409.13	0.00	-2,409.13	0.00%
Fund: 545 - 2025 Water and Sewer Revenue Bond Construction Surplus (Deficit):	0.00	0.00	0.00	-2,309.13	0.00	-2,309.13	0.00%
<b>Fund: 550 - Impact - Water</b>							
<b>Department: 0900 - Water</b>							
<b>Revenue</b>							
<b>Category: R20 - Licenses Permits &amp; Fees</b>							
550-0900-4759 Impact Fees	35,000.00	35,000.00	8,096.00	9,896.00	0.00	-25,104.00	71.73 %
Category: R20 - Licenses Permits & Fees Total:	35,000.00	35,000.00	8,096.00	9,896.00	0.00	-25,104.00	71.73%
Revenue Total:	35,000.00	35,000.00	8,096.00	9,896.00	0.00	-25,104.00	71.73%
<b>Expense</b>							
<b>Category: E62 - Intergovernmental Tsfr</b>							
550-0900-5625 Xfer to Other	50,000.00	50,000.00	0.00	0.00	0.00	50,000.00	100.00 %
Category: E62 - Intergovernmental Tsfr Total:	50,000.00	50,000.00	0.00	0.00	0.00	50,000.00	100.00%
Expense Total:	50,000.00	50,000.00	0.00	0.00	0.00	50,000.00	100.00%
Department: 0900 - Water Surplus (Deficit):	-15,000.00	-15,000.00	8,096.00	9,896.00	0.00	24,896.00	165.97%
Fund: 550 - Impact - Water Surplus (Deficit):	-15,000.00	-15,000.00	8,096.00	9,896.00	0.00	24,896.00	165.97%

Budget Report

For Fiscal: 2026 Period Ending: 02/28/2026

	Original Total Budget	Current Total Budget	Period Activity	Fiscal Activity	Encumbrances	Variance Favorable (Unfavorable)	Percent Remaining
Fund: 555 - Impact - WW							
Department: 0950 - Wastewater							
Revenue							
Category: R20 - Licenses Permits & Fees							
555-0950-4259	Impact Fees						
Category: R20 - Licenses Permits & Fees Total:	50,000.00	50,000.00	9,500.00	14,500.00	0.00	-35,500.00	71.00%
Revenue Total:	50,000.00	50,000.00	9,500.00	14,500.00	0.00	-35,500.00	71.00%
Department: 0950 - Wastewater Total:	50,000.00	50,000.00	9,500.00	14,500.00	0.00	-35,500.00	71.00%
Fund: 555 - Impact - WW Total:	50,000.00	50,000.00	9,500.00	14,500.00	0.00	-35,500.00	71.00%
Fund: 604 - W/WW Ref Rev 2017 Bd Fr							
Department: 0000 - Administration							
Revenue							
Category: R62 - Intergovernmental Tsfrs							
604-0000-4672	Xfr from Other Fund						
Category: R62 - Intergovernmental Tsfrs Total:	50,000.00	50,000.00	19,729.69	39,459.38	0.00	-10,540.62	21.08%
Revenue Total:	50,000.00	50,000.00	19,729.69	39,459.38	0.00	-10,540.62	21.08%
Category: R85 - Interest Revenue							
604-0000-4850	Interest Revenue						
Category: R85 - Interest Revenue Total:	2,000.00	2,000.00	266.79	475.21	0.00	-1,524.79	76.24%
Revenue Total:	52,000.00	52,000.00	19,996.48	39,934.59	0.00	-12,065.41	23.20%
Expense							
Category: E62 - Intergovernmental Tsfr							
604-0000-5625	Xfr to Other						
Category: E62 - Intergovernmental Tsfr Total:	50,000.00	50,000.00	0.00	0.00	0.00	50,000.00	100.00%
Category: E72 - Bond Expense							
604-0000-5724	Bond Fees						
Category: E72 - Bond Expense Total:	2,000.00	2,000.00	166.67	333.34	0.00	1,666.66	83.33%
Expense Total:	52,000.00	52,000.00	166.67	333.34	0.00	1,666.66	83.33%
Department: 0000 - Administration Surplus (Deficit):	0.00	0.00	19,829.81	39,601.25	0.00	39,601.25	0.00%
Fund: 604 - W/WW Ref Rev 2017 Bd Fr Surplus (Deficit):	0.00	0.00	19,829.81	39,601.25	0.00	39,601.25	0.00%

Budget Report

For Fiscal: 2026 Period Ending: 02/28/2026

Fund: 606 - W/WW Ref Rev Bonds 2017 DSR

Department: 0000 - Administration

Revenue

Category: R85 - Interest Revenue

506-0000-4852

Interest Revenue

Category: R85 - Interest Revenue Total:

Revenue Total:

Department: 0000 - Administration Total:

Fund: 606 - W/WW Ref Rev Bonds 2017 DSR Total:

Fund: 620 - 10/2023 Infrastructure Fee W/WW

Department: 0900 - Water

Expense

Category: E62 - Intergovernmental Tsr

620-0900-5626

Xfer to Water

Category: E62 - Intergovernmental Tsr Total:

Expense Total:

Department: 0900 - Water Total:

Department: 0950 - Wastewater

Revenue

620-0950-4546

Infrastructure Fee

Category: R50 - Sale of Services Total:

Revenue Total:

Department: 0950 - Wastewater Total:

Fund: 620 - 10/2023 Infrastructure Fee W/WW Surplus (Deficit):

Report Surplus (Deficit):

	Original Total Budget	Current Total Budget	Period Activity	Fiscal Activity	Encumbrances	Variance (Unfavorable)	Favorable Remaining	Percent Remaining
	0.00	0.00	805.19	1,637.04	0.00	1,637.04	0.00%	
Category: R85 - Interest Revenue Total:	0.00	0.00	805.19	1,637.04	0.00	1,637.04	0.00%	
Revenue Total:	0.00	0.00	805.19	1,637.04	0.00	1,637.04	0.00%	
Department: 0000 - Administration Total:	0.00	0.00	805.19	1,637.04	0.00	1,637.04	0.00%	
Fund: 606 - W/WW Ref Rev Bonds 2017 DSR Total:	0.00	0.00	805.19	1,637.04	0.00	1,637.04	0.00%	
	1,316,457.50	1,316,457.50	0.00	0.00	0.00	1,316,457.50	100.00%	
Category: E62 - Intergovernmental Tsr Total:	1,316,457.50	1,316,457.50	0.00	0.00	0.00	1,316,457.50	100.00%	
Expense Total:	1,316,457.50	1,316,457.50	0.00	0.00	0.00	1,316,457.50	100.00%	
Department: 0900 - Water Total:	1,316,457.50	1,316,457.50	0.00	0.00	0.00	1,316,457.50	100.00%	
Department: 0950 - Wastewater								
Revenue								
Category: R50 - Sale of Services								
Infrastructure Fee								
Category: R50 - Sale of Services Total:	1,576,501.00	1,576,501.00	121,456.92	294,510.17	0.00	-1,281,990.83	81.32%	
Revenue Total:	1,576,501.00	1,576,501.00	121,456.92	294,510.17	0.00	-1,281,990.83	81.32%	
Department: 0950 - Wastewater Total:	1,576,501.00	1,576,501.00	121,456.92	294,510.17	0.00	-1,281,990.83	81.32%	
Fund: 620 - 10/2023 Infrastructure Fee W/WW Surplus (Deficit):	260,043.50	260,043.50	121,456.92	294,510.17	0.00	34,466.67	-13.25%	
Report Surplus (Deficit):	394,072.28	-3,926,793.30	526,698.50	173,134.74	-6,032,249.93	-1,937,321.89	-49.21%	

**Fund Summary**

Fund	Original Total Budget	Current Total Budget	Period Activity	Fiscal Activity	Encumbrances	Variance Favorable (Unfavorable)
001 - General Fund	148.43	-2,042,147.11	293,233.87	-507,459.34	-1,887,787.44	-353,099.67
002 - Sales Tax Fund	0.00	0.00	37,938.75	21,560.34	0.00	21,560.34
003 - Franchise Fees Fund	583.00	583.00	159,017.55	87,609.70	-931,105.90	-844,079.20
005 - Designated Tax Fund	0.00	0.00	37,938.75	21,560.34	0.00	21,560.34
010 - Electronic Tax	0.00	0.00	136.55	677.72	0.00	677.72
020 - Animal Control Donation	0.00	0.00	0.00	0.00	0.00	0.00
030 - Act 1256 of 1995 Court	0.00	0.00	0.00	0.00	0.00	0.00
031 - Act 1809 of 2001 Court Au:	0.00	0.00	-491.38	51,777.09	-2,150.00	49,627.09
045 - Park 1/8 SaleTax O & M	0.00	0.00	4,742.72	2,695.79	0.00	2,695.79
051 - Act 833 of 1991 Fire	0.00	-117,000.00	0.00	0.00	0.00	117,000.00
055 - Fire 3/8 SaleTax	0.00	0.00	14,227.16	8,085.38	0.00	8,085.38
061 - Act 918 of 1983 Police	0.00	0.00	539.63	1,869.31	0.00	1,869.31
062 - Act 988 of 1991 Emerg Veh	0.00	0.00	495.00	932.50	0.00	932.50
066 - Federal Drug Control	0.00	0.00	61.78	130.02	0.00	130.02
068 - State Drug Control	0.00	0.00	89.93	189.26	0.00	189.26
080 - Street Fund	-108,161.60	-223,041.93	-46,160.55	-39,697.85	-737,952.57	-554,608.49
090 - Long Term Governmental C	0.00	0.00	64,451.50	64,451.50	0.00	64,451.50
110 - Special Redemp - 2016 Bon	30,000.00	30,000.00	2,317.19	4,695.41	0.00	-25,304.59
113 - Debt Service Reserve Fund	0.00	0.00	0.00	0.00	0.00	0.00
114 - 2016 Bond Fund	29,000.00	29,000.00	307,313.10	586,636.21	0.00	557,636.21
182 - 2023 Improvement Revenue	2,500.00	2,500.00	-249,465.57	-198,205.86	0.00	-200,705.86
183 - 2023 Street Bond DSR	0.00	0.00	1,842.46	-8,393.50	0.00	-8,393.50
185 - Street Bond 2016 DS	3,998.00	3,998.00	-463,185.25	-410,908.20	0.00	-414,906.20
186 - Street Bond 2016 DSR	8,500.00	8,500.00	-1,029.69	0.00	0.00	-8,500.00
188 - 2023 Improvement Fund	-1.00	-1.00	-16,046.70	-14,016.21	0.00	-14,016.21
500 - Water Fund	-6,731.05	-6,721,146.87	50,910.83	-427,578.92	-703,706.70	-459,138.75
510 - Wastewater Fund	-68,606.00	-971,602.94	93,268.75	-179,554.47	-1,174,270.37	-382,221.90
515 - Stormwater Utility Fund	324,799.00	-270,477.95	28,394.04	56,607.14	-595,276.95	-268,191.86
525 - Repair and Replace (Former	0.00	0.00	45,192.90	85,004.18	0.00	85,004.18
540 - 2025 Water and Sewer Rev	0.00	0.00	1,277.26	606,631.87	0.00	606,631.87
545 - 2025 Water and Sewer Rev	0.00	0.00	0.00	-2,309.13	0.00	-2,309.13
550 - Impact - Water	-15,000.00	-15,000.00	8,096.00	9,896.00	0.00	24,896.00
555 - Impact - WW	50,000.00	50,000.00	9,500.00	14,500.00	0.00	-35,500.00
604 - W/WWW Ref Rev 2017 Bd Fr	0.00	0.00	19,829.81	39,601.25	0.00	39,601.25
606 - W/WWW Ref Rev Bonds 201:	0.00	0.00	805.19	1,637.04	0.00	1,637.04
620 - 10/2023 Infrastructure Fee W/	260,043.50	260,043.50	121,456.92	294,510.17	0.00	34,466.67
<b>Report Surplus (Deficit):</b>	<b>394,072.28</b>	<b>-3,926,793.30</b>	<b>526,698.50</b>	<b>173,134.74</b>	<b>-6,032,249.93</b>	<b>-1,932,321.89</b>