Bryant Water and Wastewater Committee

Boswell Municipal Complex - Courtroom

Date: November 10, 2026 - **Time:** 6:00 PM

Invocation

Call to Order

Leak Adjustments Review

1. October Leak Adjustments

- WSAC Report 11.2026.pdf
- WSAC.pdf

Approval of Minutes

2. October Minutes

Finance Reports

3. September Financials

- 10.15.26 Financial Report for period ending Sept 30 2026.pdf

Presentations and Announcements

4. CAO Release

- A Milestone for Bryant (1).pdf

Public Comments

Old Business

New Business

Projects

5. South Plain Tank
6. Water Line Project
7. Lift Station 5
8. Saline Regional
9. Highway 5
10. Budget Update
11. SCADA Update

Reports

Adjournments

CITY OF BRYANT WATER AND WASTEWATER UTILITIES
MONTHLY LEAK ADJUSTMENT REPORT

SUMMARY
DATE: October 2026

Total Number of Requests for Adjustment		Total Number of Adjustments Approved	
Highest Bill Adjusted		Lowest Bill Adjusted	
Total Gallons Adjusted		Total Cost of Adjustments	

DETAILS

Customer Name	Misty Moore	Customer Address	53 Cherokee Dr.
Date Leak Started		Date Leak Repaired	
Amount of Bill:	$509.92	Usage:	251
Average Bill:	$113.22	Three-Month Average:	50
Adjusted Approved:	YES: NO:	Approved By:	
Amount of Adjustment:	$191.20	Adjusted Bill Amount:	$318.72
Customer Name	Travis Nelson	Customer Address	1202 Kensington P..
Date Leak Started		Date Leak Repaired	
Amount of Bill:	$857.28	Usage:	427
Average Bill:	$54.01	Three-Month Average:	20
Adjusted Approved:	YES: NO:	Approved By:	
Amount of Adjustment:	$387.16	Adjusted Bill Amount:	$470.12
Customer Name	Rodney Sanders	Customer Address	4118 Hanover PL.
Date Leak Started		Date Leak Repaired	
Amount of Bill:	$485.11	Usage:	244
Average Bill:	$43.01	Three-Month Average:	20
Adjusted Approved:	YES: NO:	Approved By:	
Amount of Adjustment:	$213.07	Adjusted Bill Amount:	$272.04
Customer Name	Tom Evans	Customer Address	3301 Village Green
Date Leak Started		Date Leak Repaired	
Amount of Bill:	$620.45	Usage:	307
Average Bill:	$109.27	Three-Month Average:	48
Adjusted Approved:	YES: NO:	Approved By:	
Amount of Adjustment:	$246.37	Adjusted Bill Amount:	$374.08
Customer Name	Mary Admin	Customer Address	515 Mills Park
Date Leak Started		Date Leak Repaired	
Amount of Bill:	$632.28	Usage:	313
Average Bill:	$54.01	Three-Month Average:	20
Adjusted Approved:	YES: NO:	Approved By:	
Amount of Adjustment:	$278.71	Adjusted Bill Amount:	$353.57

CITY OF BRYANT WATER AND WASTEWATER UTILITIES
MONTHLY LEAK ADJUSTMENT REPORT

SUMMARY
DATE: October 2026

Total Number of Requests for Adjustment		Total Number of Adjustments Approved	
Highest Bill Adjusted		Lowest Bill Adjusted	
Total Gallons Adjusted		Total Cost of Adjustments	

DETAILS

Customer Name	Kim Evans	Customer Address	1215 Katrina Dr.
Date Leak Started		Date Leak Repaired	
Amount of Bill:	$348.08	Usage:	169
Average Bill:	$105.32	Three-Month Average:	46
Adjusted Approved:	YES: NO:	Approved By:	
Amount of Adjustment:	$117.00	Adjusted Bill Amount:	$231.08
Customer Name	Adam Nguyen	Customer Address	3101 Moonlighting Place
Date Leak Started		Date Leak Repaired	
Amount of Bill:	$778.34	Usage:	387
Average Bill:	$54.01	Three-Month Average:	20
Adjusted Approved:	YES: NO:	Approved By:	
Amount of Adjustment:	$349.09	Adjusted Bill Amount:	$429.25
Customer Name	Michelle Rudolph	Customer Address	3418 Meadowlake Dr.
Date Leak Started		Date Leak Repaired	
Amount of Bill:	$571.11	Usage:	282
Average Bill:	$119.13	Three-Month Average:	53
Adjusted Approved:	YES: NO:	Approved By:	
Amount of Adjustment:	$217.83	Adjusted Bill Amount:	$353.28
Customer Name	Landon Nelson	Customer Address	59 Crain
Date Leak Started		Date Leak Repaired	
Amount of Bill:	$549.39	Usage:	271
Average Bill:	$71.78	Three-Month Average:	29
Adjusted Approved:	YES: NO:	Approved By:	
Amount of Adjustment:	$230.19	Adjusted Bill Amount:	$319.20
Customer Name	Antonio Mitchell	Customer Address	1608 Medinah Blvd
Date Leak Started		Date Leak Repaired	
Amount of Bill:	$279.01	Usage:	134
Average Bill:	$54.01	Three-Month Average:	20
Adjusted Approved:	YES: NO:	Approved By:	
Amount of Adjustment:	$108.43	Adjusted Bill Amount:	$170.58

CITY OF BRYANT WATER AND WASTEWATER UTILITIES
MONTHLY LEAK ADJUSTMENT REPORT

SUMMARY
DATE: October 2026

Total Number of Requests for Adjustment		Total Number of Adjustments Approved	
Highest Bill Adjusted		Lowest Bill Adjusted	
Total Gallons Adjusted		Total Cost of Adjustments	

DETAILS

Customer Name	William McNabb	Customer Address	217 Bellevue Ave
Date Leak Started		Date Leak Repaired	
Amount of Bill:	$539.52	Usage:	266
Average Bill:	$ 54.01	Three-Month Average:	20
Adjusted Approved:	YES: NO:	Approved By:	
Amount of Adjustment:	$234.00	Adjusted Bill Amount:	$305.52
Customer Name	Stephanie Hickman	Customer Address	4040 Robinwood
Date Leak Started		Date Leak Repaired	
Amount of Bill:	$322.42	Usage:	156
Average Bill:	$54.01	Three-Month Average:	20
Adjusted Approved:	YES: NO:	Approved By:	
Amount of Adjustment:	$129.36	Adjusted Bill Amount:	$193.06
Customer Name		Customer Address	
Date Leak Started		Date Leak Repaired	
Amount of Bill:		Usage:	
Average Bill:		Three-Month Average:	
Adjusted Approved:	YES: NO:	Approved By:	
Amount of Adjustment:		Adjusted Bill Amount:	
Customer Name		Customer Address	
Date Leak Started		Date Leak Repaired	
Amount of Bill:		Usage:	
Average Bill:		Three-Month Average:	
Adjusted Approved:	YES: NO:	Approved By:	
Amount of Adjustment:		Adjusted Bill Amount:	
Customer Name		Customer Address	
Date Leak Started		Date Leak Repaired	
Amount of Bill:		Usage:	
Average Bill:		Three-Month Average:	
Adjusted Approved:	YES: NO:	Approved By:	
Amount of Adjustment:		Adjusted Bill Amount:	

CITY OF BRYANT WATER AND WASTEWATER UTILITIES

LEAK ADJUSTMENT REQUEST

Date of Request: 10/2026
Customer Name: Misty Moore
Service Address: 53 Cherokee Dr.
City: Bryant
Date Leak Detected: _____

Service Account No: 101-06186-00
Home Phone: _____
Work Phone: _____
State, Zip: AR 72022
Date Repaired: 10/26

Description of cause of leak (faucet, toilet, underground, etc.):

Toilet Leaking

Explanation of how leak was repaired: Attach Plumbing invoice or receipts for repair Parts

Replaced

- You have the right to appeal the Customer Service Manager's decision to the Water and Sewer Advisory Committee (WSAC).
- If you are dissatisfied with the decision of the WSAC you have the right to appear before the Bryant City Council for a final decision.

FOR OFFICE USE ONLY:

Amount of Bill:	$509.92	Usage:	251
Average Bill:	$113.22	Three Month Average Usage:	50
Adjustment Approved:		Approved By:	
Amount of Adjustment to Water & Sewer Bill:	$191.20	Adjusted Bill Amount:	$318.72
Payment Plan:	Y: N:	Months:	Payment Amt:

Customer Service Manager

LOWE'S®

10-26-26

101-06186-00

53 Cherokee

3295195

NO Leaks as of 10/25

SIGN IN TO TRACK REWARDS AND MANAGE ACCOUNT

LOWE'S HOME CENTERS, LLC
2330 NORTH REYNOLDS ROAD
BRYANT, AR 72022 (501) 213-2000

- SALE -

SALES#: S2471FP7 4882343 TRANS#: 415318540 10-26-26

666791 PERFORMAX FILL VALVE AND	17.48
SUBTOTAL:	17.48
INVOICE 35086 TOTAL:	19.14
TOTAL TAX:	1.66
TOTAL:	19.14
CASH:	20.00
CHANGE:	0.86

******* MYLOWE'S REWARDS *******

17 Points earned

500 points = $5 MyLowe's Money

NO CASH BACK. Nontransferable. MyLowe's Money auto issued at 500 points.
Subject to terms at lowes.com/pointsandmln

****

STORE: 2471 TERMINAL: 38 10/26/26 14:06:04
OF ITEMS PURCHASED: 1
EXCLUDES FEES, SERVICES AND SPECIAL ORDER ITEMS

THANK YOU FOR SHOPPING LOWE'S.
FOR FULL DETAILS ON OUR RETURN POLICY, VISIT
LOWES.COM/RETURNS
A WRITTEN COPY OF THE RETURN POLICY IS AVAILABLE
AT OUR CUSTOMER SERVICE DESK

MY LOWE'S REWARDS CREDIT CARDHOLDERS GET MORE.
FOR DETAILS VISIT LOWES.COM/MYLOWESREWARDS

****

SHARE YOUR FEEDBACK!
ENTER FOR A CHANCE TO BE
ONE OF FIVE $500 WINNERS DRAWN MONTHLY!
¡ENTRE EN EL SORTEO MENSUAL
PARA SER UNO DE LOS CINCO GANADORES DE $500!

ENTER BY COMPLETING A SHORT SURVEY
WITHIN ONE WEEK AT: www.lowes.com/survey
YOUR ID #350862 247102 995582

CITY OF BRYANT WATER AND WASTEWATER UTILITIES

LEAK ADJUSTMENT REQUEST

Date of Request: 10/2026
Customer Name: Travis Nelson
Service Address: 1202 Kensington Dr.
City: Bryant
Date Leak Detected: _____

Service Account No: 101-05889-00
Home Phone: _____
Work Phone: _____
State, Zip: AR 72022
Date Repaired: 10/2026

Description of cause of leak (faucet, toilet, underground, etc.):

Toilet Leaking

Explanation of how leak was repaired: Attach Plumbing invoice or receipts for repair Parts

Replaced

- You have the right to appeal the Customer Service Manager's decision to the Water and Sewer Advisory Committee (WSAC).
- If you are dissatisfied with the decision of the WSAC you have the right to appear before the Bryant City Council for a final decision.

FOR OFFICE USE ONLY:

Amount of Bill:	$857.28	Usage:	427
Average Bill:	$54.01	Three Month Average Usage:	20
Adjustment Approved:		Approved By:	
Amount of Adjustment to Water & Sewer Bill:	$387.16	Adjusted Bill Amount:	$470.12
Payment Plan:	Y: N:	Months:	Payment Amt:

Customer Service Manager

501-658-4513 101.05889-00

Midtown Mechanical Services
PO Box 2162
Benton, AR 72018
Office: (501) 765-5380
10/16/2026

To Whom It May Concern:

Midtown Plumbing was called out to 1202 Kensington Drive in Bryant, AR on 10/16/2026 due to abnormally high water bill. Upon inspection, we discovered that the fill valve in the hallway bathroom toilet was not shutting off properly, allowing water to run continuously and contributing to the increased water usage. We removed the faulty fill valve and installed a new one, resolving the issue. The toilet was tested and verified to be functioning properly, with no additional issues observed at this time.

Should you have any questions, please give us a call at 501-765-5380.

Thank you,

Leah Medsker

Mid-Town Mechanical Services

Leah Medsker

Midtown Mechanical Services
PO Box 2162
Benton, AR 72018
Phone: (501) 765-5380
Email: payables.midtown@gmail.com
Website: www.midtownmechanicalservices.com

BILL TO
Travis Nelson
1202 Kensington Drive
Bryant, AR 72022 USA

INVOICE	INVOICE DATE
19106	10/16/2026

JOB ADDRESS
Travis Nelson
1202 Kensington Drive
Bryant, AR 72022 USA

Completed Date 10/16/2026
Payment Term Net 30
Due Date 11/15/2026
Customer PO #

SCOPE OF WORK

Service call for toilet continuously running
Found faulty fill valve not shutting off properly
Removed and replaced fill valve
Tested and confirmed toilet is functioning properly with no additional issues at this time

NAME	DESCRIPTION	TOTAL
Hourly Labor Rate	Hourly Labor Rate	$125.00

NAME	DESCRIPTION	TOTAL
Fluidmaster Fill Valve	Fluidmaster Fill Valve	$18.90

NAME	DESCRIPTION	TOTAL
Military Discount	10% Military Discount	-$14.39

SUB-TOTAL DISC & FEES	-$14.39
SUB-TOTAL	$129.51
BRYANT, SALINE 9.5%	$10.69
TOTAL DUE	$140.20

Thank you for choosing MidTown Mechanical Services! We look forward to working with you again soon.

CITY OF BRYANT WATER AND WASTEWATER UTILITIES

LEAK ADJUSTMENT REQUEST

Date of Request: 10/2026
Customer Name: Rodney Sanders
Service Address: 4118 Hanover Pl.
City: Bryant
Date Leak Detected: _____

Service Account No: 101-06111-00
Home Phone: _____
Work Phone: _____
State, Zip: AR 72022
Date Repaired: 10/2026

Description of cause of leak (faucet, toilet, underground, etc.):

Toilet Leaking

Explanation of how leak was repaired: Attach Plumbing invoice or receipts for repair Parts

Replaced

- You have the right to appeal the Customer Service Manager's decision to the Water and Sewer Advisory Committee (WSAC).
- If you are dissatisfied with the decision of the WSAC you have the right to appear before the Bryant City Council for a final decision.

FOR OFFICE USE ONLY:

Amount of Bill:	$485.11	Usage:	244
Average Bill:	$43.01	Three Month Average Usage:	20
Adjustment Approved:		Approved By:	
Amount of Adjustment to Water & Sewer Bill:	$213.07	Adjusted Bill Amount:	$272.04
Payment Plan:	Y: N:	Months:	Payment Amt:

Customer Service Manager

101-0611-00

10/4 - 10/14

[redacted]

501-247-2225

INVOICE

 # 10005

Balance Due
$0.00

3262505

[redacted]

Myers Rooter & Services
Tax ID : 87-1767340
3014 Vinson Rd
Little rock Arkansas 72206
U.S.A
5014126996
proimprovements501@gmail.com

Bill To
Sanders, Rodney
4118 Hanover Drive
Bryant
72206
U.S.A

Invoice Date : 23 Sep 2026
Terms : Due on Receipt
Due Date : 23 Sep 2026

Subject :

Toilet repair!

#	Item & Description	Qty	Rate	Amount
1	**Diagnostic Fee** The service call is a $65 diagnostic fee, but if you have me fix it same day, I'll apply that toward the repair.	1.00	65.00	65.00
2	**Material** Fill valve, shut off, supply line,	1.00	35.00	35.00
3	Labor	1.00	75.00	75.00

Sub Total	175.00
Total	**$175.00**
Payment Made	(-) 175.00
Balance Due	**$0.00**

Notes

Crafted with care using Zoho Invoice

CITY OF BRYANT WATER AND WASTEWATER UTILITIES

LEAK ADJUSTMENT REQUEST

Date of Request: 10/2026
Customer Name: Tom Evans
Service Address: 3301 Village Green
City: Bryant
Date Leak Detected: _____

Service Account No: 102-0416500
Home Phone: _____
Work Phone: _____
State, Zip: AR 72022
Date Repaired: _____

Description of cause of leak (faucet, toilet, underground, etc.):

Toilet leaking

Explanation of how leak was repaired: Attach Plumbing invoice or receipts for repair Parts

Replaced

- You have the right to appeal the Customer Service Manager's decision to the Water and Sewer Advisory Committee (WSAC).
- If you are dissatisfied with the decision of the WSAC you have the right to appear before the Bryant City Council for a final decision.

FOR OFFICE USE ONLY:

Amount of Bill:	$620.45	Usage:	307
Average Bill:	$109.27	Three Month Average Usage:	48
Adjustment Approved:		Approved By:	
Amount of Adjustment to Water & Sewer Bill:	$246.37	Adjusted Bill Amount:	$374.08
Payment Plan:	Y: N:	Months:	Payment Amt:

Customer Service Manager

Acct#
102-04165-00

Tom Evans
Account Number: 102-04165-00
3301 Village Green Drive
Bryant, Arkansas, 72022

Bryant Water Board

10-22-2026

Bryant Water Board,

I received the September 2026 water bill for $620.45 on approximately October 13, 2026. I contacted the Bryant Water Department and was told there was a water leak starting approximately September 7. 2026. I discovered two toilets were leaking due to a faulty water fill valve, turned off the water supply and replaced the water fill valves on October 17, 2026. By monitoring the Waterscope website the leak has stopped. I was on vacation September 13 – 19, 2026.

I am asking for consideration to credit my account for the water leak from September 7 to October 17, 2026.

I purchased the water fill valves on October 15 and 16, 2026 – combined price of $31.48.

Any assistance or remedy you can provide will be appreciated.

Sincerely,

Tom Evans
501-952-2251

LOWE'S®

LEARN MORE AT LOWES.COM/MYLOWESREWARDS

LOWE'S HOME CENTERS, LLC
2330 NORTH REYNOLDS ROAD
BRYANT, AR 72022 (501) 213-2000

- SALE -

SALES#: S2471HEW 2328185 TRANS#: 730165788 10-15-26

1324296 PERFMAX UNIVE HIG PERF FI	14.37
15.13 DISCOUNT EACH -0.76	
3753049 1/4 X 5 PWL WH T-STAR HCR	3.76
1.98 DISCOUNT EACH -0.10	
2 @ 1.88	
107204 LCC SYSTEM USE ONLY	0.00
SUBTOTAL:	18.13
INVOICE 83482 TOTAL:	19.85
TOTAL TAX:	1.72
TOTAL:	19.85
MLRCC:	19.85

TOTAL SAVINGS THIS TRIP: $0.96

LOWE'S®

LEARN MORE AT LOWES.COM/MYLOWESREWARDS

LOWE'S HOME CENTERS, LLC
2330 NORTH REYNOLDS ROAD
BRYANT, AR 72022 (501) 213-2000

- SALE -

SALES#: S2471UIC 3738674 TRANS#: 490250971 10-16-26

1324296 PERFMAX UNIVE HIG PERF FI	14.37
15.13 DISCOUNT EACH -0.76	
107204 LCC SYSTEM USE ONLY	0.00
SUBTOTAL:	14.37
INVOICE 73588 TOTAL:	15.74
TOTAL TAX:	1.37
TOTAL:	15.74
MLRCC:	15.74

TOTAL SAVINGS THIS TRIP: $0.76

CITY OF BRYANT WATER AND WASTEWATER UTILITIES

LEAK ADJUSTMENT REQUEST

Date of Request: 10/2026
Customer Name: Mary Admire
Service Address: 515 Mills Park
City: Bryant
Date Leak Detected: _____

Service Account No: 101-00481-03
Home Phone: _____
Work Phone: _____
State, Zip: AR 72022
Date Repaired: _____

Description of cause of leak (faucet, toilet, underground, etc.):

Busted Pipe under house

Explanation of how leak was repaired: Attach Plumbing invoice or receipts for repair Parts

Replaced

- You have the right to appeal the Customer Service Manager's decision to the Water and Sewer Advisory Committee (WSAC).
- If you are dissatisfied with the decision of the WSAC you have the right to appear before the Bryant City Council for a final decision.

FOR OFFICE USE ONLY:

Amount of Bill:	$632.28	Usage:	313
Average Bill:	$54.01	Three Month Average Usage:	20
Adjustment Approved:		Approved By:	
Amount of Adjustment to Water & Sewer Bill:	$278.71	Adjusted Bill Amount:	$353.57
Payment Plan:	Y: N:	Months:	Payment Amt:

Customer Service Manager

10-26-26

Outlook

101-00481-03

Waterbill and leak

501-993-6114

From mary a <meiam04@yahoo.com>
Date Fri 10/23/2026 9:54 PM
To Water Billing <waterbilling@bryantar.gov>

4 attachments (11 MB)

6D97CF44-9F22-412A-8388-F997D1ACD8A8.png; IMG_3709.jpeg; IMG_3707.jpeg; 6F18459D-B4A3-4879-95C4-9C049B330422.png;

I am reaching out due to the most recent bill. I spoke with someone on the phone back in August about a potential leak due to high volumes of water. She called me from the water company. I did not have the Water Scope app yet, and informed me of a large water usage over the past 24 hr. I was at work and when I go home I found a busted pipe under the house. I was able to fix the issue myself. When I got the bill today in the mail, I called and spoke to another lady at the department and she said that I could sent an email explaining the leak and how it was fixed and that the large bill can be reduced. If it can't be reduced. I will need a payment plan. As I didn't budget for a water bill over $600.00.

My account number is : 101-00481-03
The Bill is from 8/25/26 - 9/25/26
The amount is $632.28

I will attach the photo of the pipe when it was found, and I have taken a photo of after I repaired it. I did not call a plumber or handy man because I know how to do home repairs and maintenance.

If there are any questions, or anything, I can be reached via this email or 501-993-6114.

Mary Admire
515 mills park rd Bryant
501-993-6114




1/2" CTS SDR 11 3-91

CITY OF BRYANT WATER AND WASTEWATER UTILITIES

LEAK ADJUSTMENT REQUEST

Date of Request: 10/2026
Customer Name: Kim Evans
Service Address: 1215 Katrina Dr
City: Bryant
Date Leak Detected: _____

Service Account No: 101-03152-01
Home Phone: _____
Work Phone: _____
State, Zip: AR 72022
Date Repaired: 10/2026

Description of cause of leak (faucet, toilet, underground, etc.):

Toilet leaking

Explanation of how leak was repaired: Attach Plumbing invoice or receipts for repair Parts

- You have the right to appeal the Customer Service Manager's decision to the Water and Sewer Advisory Committee (WSAC).
- If you are dissatisfied with the decision of the WSAC you have the right to appear before the Bryant City Council for a final decision.

FOR OFFICE USE ONLY:

Amount of Bill:	$348.08	Usage:	169
Average Bill:	$105.32	Three Month Average Usage:	46
Adjustment Approved:		Approved By:	
Amount of Adjustment to Water & Sewer Bill:	$117.00	Adjusted Bill Amount:	$231.08
Payment Plan:	Y: N:	Months:	Payment Amt:

Customer Service Manager

101-03152-01
meter 3266576

1st call plumbing

1409 rebel dr
jacksonville, AR 72076 US
plumber3545@gmail.com

501-541-9484

INVOICE

BILL TO
Kim Evans
1215 Katrina Drive

INVOICE	1288
DATE	10/23/2026
DUE DATE	11/22/2026

DATE	SERVICE	DESCRIPTION	QTY	RATE	AMOUNT
10/16/2026	repair master bathroom toilet	Replace fill valve, flapper , and supply on master bathroom toilet- toilet was running constantly	1	0.00	0.00T

Ways to pay

View and pay

SUBTOTAL	0.00
TAX	0.00
TOTAL	0.00
BALANCE DUE	**$0.00**
	PAID

I would like a credit on my bill

CITY OF BRYANT WATER AND WASTEWATER UTILITIES

LEAK ADJUSTMENT REQUEST

Date of Request: 10/2024
Customer Name: Adam Nguyen
Service Address: 3101 Moonlighting Place
City: Bryant
Date Leak Detected: _____

Service Account No: 001-06426-01
Home Phone: _____
Work Phone: _____
State, Zip: AR 72022
Date Repaired: 1

Description of cause of leak (faucet, toilet, underground, etc.):

Water Hose Busted

Explanation of how leak was repaired: Attach Plumbing invoice or receipts for repair Parts

Replaced

- You have the right to appeal the Customer Service Manager's decision to the Water and Sewer Advisory Committee (WSAC).
- If you are dissatisfied with the decision of the WSAC you have the right to appear before the Bryant City Council for a final decision.

FOR OFFICE USE ONLY:

Amount of Bill:	$ 778.34	Usage:	387
Average Bill:	$ 54.01	Three Month Average Usage:	20
Adjustment Approved:		Approved By:	
Amount of Adjustment to Water & Sewer Bill:	$ 349.09	Adjusted Bill Amount:	$ 429.25
Payment Plan:	Y: N:	Months:	Payment Amt:

Customer Service Manager

Acct# 001-06426-01

To whom it may concern:

I was out of state working and when I arrived back home at 3101 Moonlighting Pl. I found my backyard was full of water. The water hose had busted. Please consider an adjustment.

407-399-8567

Adam. Van- NGUYEN

Adam Van Nguyen

DATE. OCT. 21- 2026

CITY OF BRYANT WATER AND WASTEWATER UTILITIES

LEAK ADJUSTMENT REQUEST

Date of Request: 10/2024
Customer Name: Michelle Rudolph
Service Address: 3418 Meadowlake Dr.
City: Bryant
Date Leak Detected: _____

Service Account No: 101-03771-00
Home Phone: _____
Work Phone: _____
State, Zip: AR 72022
Date Repaired: _____

Description of cause of leak (faucet, toilet, underground, etc.):

Service Line Leaking

Explanation of how leak was repaired: Attach Plumbing invoice or receipts for repair Parts

Replaced

- You have the right to appeal the Customer Service Manager's decision to the Water and Sewer Advisory Committee (WSAC).
- If you are dissatisfied with the decision of the WSAC you have the right to appear before the Bryant City Council for a final decision.

FOR OFFICE USE ONLY:

Amount of Bill:	$571.11	Usage:	282
Average Bill:	$119.13	Three Month Average Usage:	53
Adjustment Approved:		Approved By:	
Amount of Adjustment to Water & Sewer Bill:	$217.83	Adjusted Bill Amount:	$353.28
Payment Plan:	Y: N:	Months:	Payment Amt:

Customer Service Manager

Ray Lusk Plumbing
921 Rushing Circle
Little Rock, AR, 72204

BILL TO
Michelle Rudolf
3418 Meadowlake Drive
Bryant, AR 72022 USA

101-0377/-00

INVOICE	INVOICE DATE
353258	Oct 06, 2026

JOB ADDRESS
Michelle Rudolf
3418 Meadowlake Drive
Bryant, AR 72022 USA

Completed Date:
Technician: Zachary Boykin

Payment Term: COD

DESCRIPTION OF WORK

Arrived onsite and performed a point check in the home. Leak sound indicated Leak was outside. Located the line to the home and located the leak on 3/4 pvc where it turns into home. Repaired using pvc 90 and two cpls. Restored water and verfied no more leaks. Ray lusk provides a one year warranty on all work performed. Ray lusk provides no warranty on any existing plumbing. Ray lusknot responsible for landscaping.

TASK	DESCRIPTION	QTY	PRICE	TOTAL
LD10000	LEAK DETECTION ACOUSTIC	1.00	$299.99	$299.99
tech labor	TECH LABOR-1hr	1.00	$179.50	$179.50
T42950	REPAIR LEAK IN 3/4" WATER SERVICE	1.00	$419.92	$419.92

PAID ON	TYPE	MEMO	AMOUNT
10/6/2026	Check		$899.41

SUB-TOTAL	$899.41
TAX	$0.00
TOTAL DUE	$899.41
PAYMENT	$899.41
BALANCE DUE	$0.00

Thank you for choosing Ray Lusk Plumbing

NOW SERVING NORTHWEST ARKANSAS!

921 Rushing Cir
Little Rock, AR 72204
(501) 664-0940

2272 Worth Ln. Unit F
Springdale, AR 72764
(479) 306-7777

Please contact us with any questions, comments, or areas we can improve on in the future. Service@rayluskplumbing.com

CUSTOMER AUTHORIZATION

I the undersigned, an owner/authorized representative/tenant of the premises at which the work mentions is to be done. I hereby authorize you to perform Diagnosis/solution, and to use such labor and materials as you deem advisable at the price listed above. I agree to pay $25 per month for each past due invoice in the event that collection efforts are initiated against me, I shall pay for all associated fees or cost by the addition of my signature below, I agree that I have received a copy of this contract, notice to the owner, and that I have read, understand, and agree to the terms listed herein. I acknowledge that the premises have been left in a satisfactory condition.If you choose to pay your invoice by credit card, a processing fee of 3% will be added to the total amount. This fee helps us offset the cost of card acceptance. To avoid this fee, you are welcome to pay by cash or check.

Sign here  Date 10/6/2026

CUSTOMER ACKNOWLEDGEMENT

I acknowledge satisfactory completion of the described work, and that the premises have been left in a satisfactory condition.

Sign here  Date 10/6/2026

CITY OF BRYANT WATER AND WASTEWATER UTILITIES

LEAK ADJUSTMENT REQUEST

Date of Request: 9/2026
Customer Name: Landon Nelson
Service Address: 59 Crain
City: Bryant
Date Leak Detected: _____

Service Account No: 102-00186-01
Home Phone: _____
Work Phone: _____
State, Zip: AR 72022
Date Repaired: _____

Description of cause of leak (faucet, toilet, underground, etc.):

Service Line Leaking.

Explanation of how leak was repaired: Attach Plumbing invoice or receipts for repair Parts

Replaced

- You have the right to appeal the Customer Service Manager's decision to the Water and Sewer Advisory Committee (WSAC).
- If you are dissatisfied with the decision of the WSAC you have the right to appear before the Bryant City Council for a final decision.

FOR OFFICE USE ONLY:

Amount of Bill:	*549.39	Usage:	271
Average Bill:	*71.78	Three Month Average Usage:	29
Adjustment Approved:		Approved By:	
Amount of Adjustment to Water & Sewer Bill:	*230.19	Adjusted Bill Amount:	*319.20
Payment Plan:	Y: N:	Months:	Payment Amt:

Customer Service Manager

Adj. Bill 10/10/25

INVOICE

Wilson Plumbing
PO Box 423
Benton, AR 72018

Wilsonplumbingar@gmail.com

WILSON
PLUMBING SERVICES

Bill to
Nelson Custom Construction
Job Site: 59 Crain Dr.

Ship to
Nelson Custom Construction

Invoice details
Invoice no.: 1195
Terms: Due on receipt
Invoice date: 08/31/2026
Due date: 08/31/2026

#	Date	Product or service	Description	Qty	Rate	Amount
1.		**Service Call**	Repaired Water Service to House	1	$250.00	$250.00

Subtotal	$250.00
Discount 10%	-$25.00
Total	**$225.00**

All checks can be made out to Wilson Plumbing Services and sent to P.O. Box 423 Benton,AR 72018.

102-00186-01 501-794-8628

CITY OF BRYANT WATER AND WASTEWATER UTILITIES

LEAK ADJUSTMENT REQUEST

Date of Request: 10/2024
Customer Name: Antonio Mitchell
Service Address: 608 Medinah Blvd
City: Bryant
Date Leak Detected: _____

Service Account No: 001-071335-11
Home Phone: _____
Work Phone: _____
State, Zip: AR 72022
Date Repaired: _____

Description of cause of leak (faucet, toilet, underground, etc.):

Busted Water Line

Explanation of how leak was repaired: Attach Plumbing invoice or receipts for repair Parts

Replaced

- You have the right to appeal the Customer Service Manager's decision to the Water and Sewer Advisory Committee (WSAC).
- If you are dissatisfied with the decision of the WSAC you have the right to appear before the Bryant City Council for a final decision.

FOR OFFICE USE ONLY:

Amount of Bill:	$279.01	Usage:	134
Average Bill:	$54.01	Three Month Average Usage:	20
Adjustment Approved:		Approved By:	
Amount of Adjustment to Water & Sewer Bill:	$108.43	Adjusted Bill Amount:	$170.58
Payment Plan:	Y: N:	Months:	Payment Amt:

Customer Service Manager

Acct# 001-07335-11

LAKES AT HURRICANE CREEK A LIMITED PARTNERSHIP
P O BOX 13000 (0178)
FAYETTEVILLE,AR 72703

Work Order No. 3777283
Date Call: 10/01/2026 05:00 PM

Status Work Completed

Date Completed: 10/01/2026 05:00 PM
Brief Desc: water dept says still a leak

Job Site: 0178/0608-MB
608 Medinah Blvd.
Bryant,AR 72022

Caller Name: Antonio Mitchell
Caller Phone:
Occupant: Mitchell (t0392127)

Home (813) 462-0518x

Priority: 3-General
Ok to enter? YES
Category: Plumbing
SubCategory: Other

Problem Description: water dept says still a leak at apartment

Parts & Labor

Quantity/ Hours	Item Type/ Employee Name	Description	Unit Price	Total
.0000			.00	.00
			Total	.00

Authorized by: _____
Signed by _____
Dated _____
Invoice No. _____

Full Description repaired busted water line

CITY OF BRYANT WATER AND WASTEWATER UTILITIES

LEAK ADJUSTMENT REQUEST

Date of Request: 10/2024
Customer Name: William McNabb
Service Address: 212 Bellenve Ave
City: Bryant
Date Leak Detected: _____

Service Account No: 001-04093.08
Home Phone: _____
Work Phone: _____
State, Zip: AR 72022
Date Repaired: _____

Description of cause of leak (faucet, toilet, underground, etc.):

Toilet Leak

Explanation of how leak was repaired: Attach Plumbing invoice or receipts for repair Parts

Replaced

- You have the right to appeal the Customer Service Manager's decision to the Water and Sewer Advisory Committee (WSAC).
- If you are dissatisfied with the decision of the WSAC you have the right to appear before the Bryant City Council for a final decision.

FOR OFFICE USE ONLY:

Amount of Bill:	$539.52	Usage:	266
Average Bill:	$54.01	Three Month Average Usage:	20
Adjustment Approved:		Approved By:	
Amount of Adjustment to Water & Sewer Bill:	$234.00	Adjusted Bill Amount:	$305.52
Payment Plan:	Y: N:	Months:	Payment Amt:

Customer Service Manager

LAKES AT HURRICANE CREEK A LIMITED PARTNERSHIP
P O BOX 13000 (0178)
FAYETTEVILLE,AR 72703

Work Order No. 3777822
Date Call: 10/02/2026 11:38 AM
Date Scheduled: 10/02/2026 03:47 PM
Status Work Completed
Date Completed: 10/02/2026 04:11 PM
Brief Desc: Toilet hanging after flush
Job Site: 0178/0212-B
212 Bellerive Ave.
Bryant,AR 72022

Caller Name: William McNabb
Caller Phone:
Occupant: McNabb (t0300470)
Home (501) 859-3067x
Mobile (501) 859-3067x
Other 1 (501) 859-3067x
Priority: 3-General
Ok to enter? YES
Category: Plumbing
SubCategory: Toilet
Animal in Apt? Yes

Access Notes: No access instructions

Problem Description: The resident reports that the toilet is hanging or stuck after flushing. This suggests a possible clog or blockage in the toilet drain or trap causing the toilet to not flush properly and remain in an unusual position or state after flushing.

Parts & Labor

Quantity/ Hours	Item Type/ Employee Name	Description	Unit Price	Total
.07	Rodgers	Rodgers	.00	.00
			Total	.00

Authorized by: _____
Signed by _____
Dated _____
Invoice No. _____

Full Description Toilet is hanging after flushing
; Has Pets: No

Technician Notes: Flapper chain was getting caught under flapper allowing water to keep running

001-04093-08 501-859-3067

CITY OF BRYANT WATER AND WASTEWATER UTILITIES

LEAK ADJUSTMENT REQUEST

Date of Request: 9/2026
Customer Name: Stephanie Hickman
Service Address: 4040 Robinwood
City: Bryant
Date Leak Detected: _____

Service Account No: 001-07043.02
Home Phone: _____
Work Phone: _____
State, Zip: AR 72022
Date Repaired: _____

Description of cause of leak (faucet, toilet, underground, etc.):

Toilet Leaking

Explanation of how leak was repaired: Attach Plumbing invoice or receipts for repair Parts

Replaced

- You have the right to appeal the Customer Service Manager's decision to the Water and Sewer Advisory Committee (WSAC).
- If you are dissatisfied with the decision of the WSAC you have the right to appear before the Bryant City Council for a final decision.

FOR OFFICE USE ONLY:

Amount of Bill:	$322.42	Usage:	156
Average Bill:	$54.01	Three Month Average Usage:	20
Adjustment Approved:		Approved By:	
Amount of Adjustment to Water & Sewer Bill:	$129.36	Adjusted Bill Amount:	$193.06
Payment Plan:	Y: N:	Months:	Payment Amt:

Customer Service Manager

001.07043.02

Outlook

Water leak receipt 4040 Robinwood

From Stephanie Hickmon <shickmon1219@hotmail.com>
Date Mon 9/28/2026 6:03 PM
To Lesa Warner <lwarner@bryantar.gov>

We found this for where we bought the part to repair the toilet that was leaking and think that is

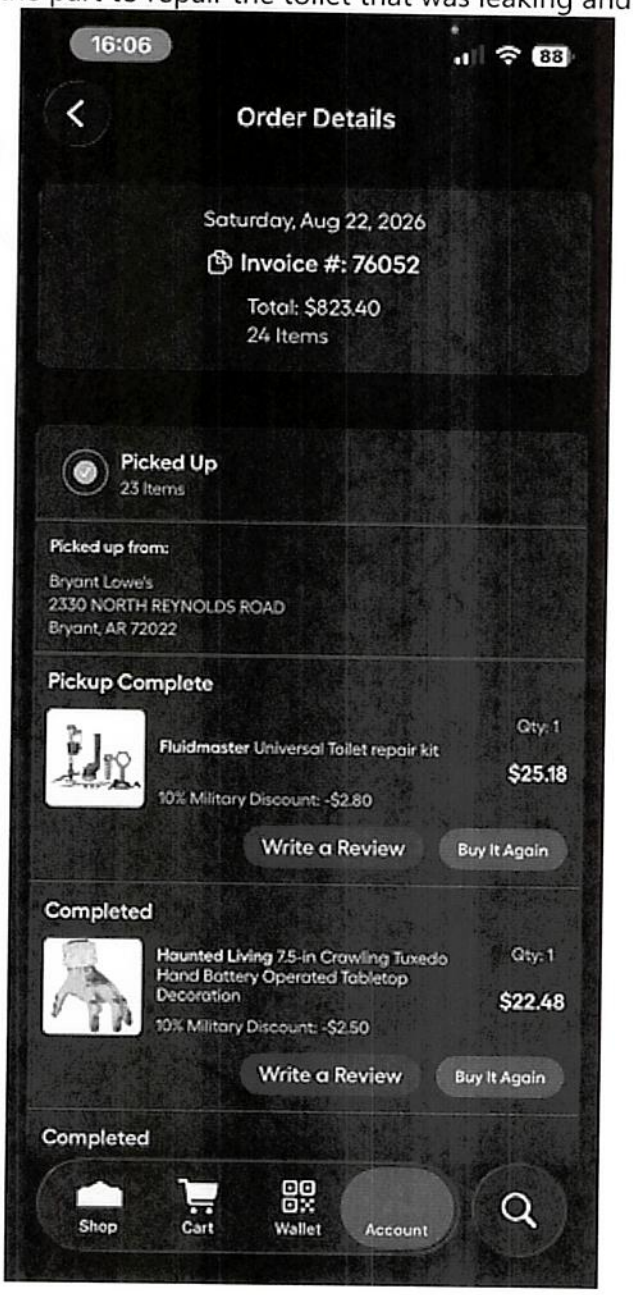

where the hefty water bill came from.

What else is needed.

Thanks Stephanie Hickmon

CITY OF BRYANT WATER AND WASTEWATER UTILITIES

LEAK ADJUSTMENT REQUEST

Date of Request: 10/2026
Customer Name: Janet Livingston
Service Address: 2500 Bridgewater Rd
City: Bryant
Date Leak Detected: _____

Service Account No: 101-04521-01
Home Phone: _____
Work Phone: _____
State, Zip: AR 72022
Date Repaired: _____

Description of cause of leak (faucet, toilet, underground, etc.):

Service Line Leaking

Explanation of how leak was repaired: Attach Plumbing invoice or receipts for repair Parts

- You have the right to appeal the Customer Service Manager's decision to the Water and Sewer Advisory Committee (WSAC).
- If you are dissatisfied with the decision of the WSAC you have the right to appear before the Bryant City Council for a final decision.

FOR OFFICE USE ONLY:

Amount of Bill:	$810.76	Usage:	409
Average Bill:	$102.22	Three Month Average Usage:	50
Adjustment Approved:		Approved By:	
Amount of Adjustment to Water & Sewer Bill:	$341.40	Adjusted Bill Amount:	$469.36
Payment Plan:	Y: N:	Months:	Payment Amt:

Customer Service Manager

Leak Not fixed
called Courtney 10/27

Oct. 10th Bill

101-04521-01

17425 N Lake Norrell Dr
Alexander, AR, 72002-8022

Alpha&Omega Paint and Drywall

Invoice

Bill To:

Janet Livingston
2500 Bridgewater Rd
Bryant, AR, 72022-8141
(412) 414-0243

Invoice No:	207
Date:	09/23/2026
Terms:	NET 0
Due Date:	09/23/2026

Description	Quantity	Rate	Amount
EXTERIOR PLUMBING LEAK WHEN WE GOT THERE IT WAS OBVIOUS WHERE THE LEAK WAS AS THERE WAS WATER STANDING IN FRONT YARD. WE DUG UP THE PIPE , CUT OUT THE LEAK, REPAIRED THE LEAK, FILLED THE HOLE BACK WITH DIRT, REPLACED THE SOD. PROJECT TOOK APPROXIMATELY 2 HOURS. TOTAL BILL LABOR AND MATERIAL $150.00 MS LIVINGSTON PAID FOR BY CHECK. CHECK #2077	1	$150.00	$150.00

Payment Instructions

PLEASE MAKE CHECK OUT TO DALE JOHNSON.

Subtotal	$150.00
TAX 0%	$0.00
Total	$150.00
Paid	$0.00
Balance Due	**$150.00**

Financial Statements
September 2026

General - Executive Summary
Revenue & Expenditures

September 2026

	Annual Budget	YTD Budget	January	February	March	April	May	June	July	August	September	October	November	December	Actual YTD Total	Favorable (Unfavorable) Variance	Annual Budget Remaining
Revenues:																	
General	20,616,880	15,462,660	1,690,741	1,880,800	1,550,613	1,683,876	2,133,623	1,666,254	1,988,789	1,574,547	1,624,598	0	0	0	15,793,843	331,183	4,823,038
Administration	9,172,757	6,879,568	775,497	646,287	640,945	708,205	1,137,785	683,470	723,462	685,080	706,630				6,707,361	(172,206)	2,465,396
Community Development	676,800	507,600	67,367	61,205	79,497	57,420	34,641	81,903	58,724	48,709	46,693				536,160	28,560	140,640
Animal Control	784,596	588,447	59,007	58,749	58,908	59,300	121,931	60,100	60,512	60,094	59,194				597,793	9,346	186,803
Court	793,420	595,065	106,169	21,679	63,762	137,202	39,355	39,069	60,361	101,825	42,495				611,917	16,852	181,503
Parks	2,531,157	1,898,368	180,335	182,644	205,507	215,912	266,406	288,511	217,511	205,328	264,475				2,026,628	128,260	504,529
Fire	4,376,761	3,282,571	359,483	359,093	358,666	361,761	379,634	360,744	722,991	363,159	359,822				3,625,353	342,782	751,408
Police	2,281,389	1,711,042	142,883	551,143	143,327	144,077	153,872	152,459	145,228	110,354	145,288				1,688,630	(22,411)	592,759
Total Revenues	**20,616,880**	**15,462,660**	**1,690,741**	**1,880,800**	**1,550,613**	**1,683,876**	**2,133,623**	**1,666,254**	**1,988,789**	**1,574,547**	**1,624,598**	**-**	**-**	**-**	**15,793,843**	**331,183**	**4,823,038**
Expenditures:																	
General	23,189,311	17,391,983	2,491,435	1,587,566	1,762,125	2,054,019	2,348,927	1,630,028	2,422,029	1,616,872	1,764,725	-	-	-	17,677,725	(285,742)	5,511,585
Administration	1,869,806	1,402,355	164,484	64,924	47,777	97,638	84,931	41,806	169,347	68,629	79,170				818,705	583,650	1,051,102
Community Development	1,508,972	1,131,729	102,976	58,272	73,246	181,117	207,182	54,749	82,211	211,028	62,378				1,033,158	98,571	475,814
Animal Control	1,089,010	816,758	149,431	70,086	88,510	71,659	73,094	69,822	87,600	75,779	117,866				803,845	12,913	285,165
Court	749,225	561,919	60,647	67,451	55,640	56,665	57,317	57,553	71,325	52,337	53,721				532,656	29,263	216,569
Parks	3,856,009	2,892,006	296,494	266,778	306,169	536,756	325,905	293,774	444,413	344,411	440,794				3,255,495	(363,489)	600,514
Fire	6,676,929	5,007,696	798,192	504,046	530,587	532,758	993,531	541,113	709,912	383,012	484,358				5,477,510	(469,813)	1,199,419
Police	7,439,360	5,579,520	919,211	556,010	660,196	577,427	606,968	571,212	857,221	481,675	526,438				5,756,357	(176,837)	1,683,003
Total Expenditures	**23,189,311**	**17,391,983**	**2,491,435**	**1,587,566**	**1,762,125**	**2,054,019**	**2,348,927**	**1,630,028**	**2,422,029**	**1,616,872**	**1,764,725**	**-**	**-**	**-**	**17,677,725**	**(285,742)**	**5,511,585**
Excess (Deficit) of Revenues over Expenditures	**(2,572,430)**	**(1,929,323)**	**(800,693)**	**293,234**	**(211,512)**	**(370,143)**	**(215,304)**	**36,226**	**(433,239)**	**(42,325)**	**(140,127)**	**-**	**-**	**-**	**(1,883,883)**	**616,925**	**(688,548)**

Street - Executive Summary
Revenue & Expenditures

	Annual Budget	YTD Budget	January	February	March	April	May	June	July	August	September	October	November	December	Actual YTD Total	Favorable (Unfavorable) Variance	Annual Budget Remaining
Revenues:																	
Street	4,859,455	3,644,591	356,527	335,329	296,944	357,979	565,293	344,474	358,599	339,396	348,215				3,302,758	(341,833)	1,556,697
Total Revenues	**4,859,455**	**3,644,591**	**356,527**	**335,329**	**296,944**	**357,979**	**565,293**	**344,474**	**358,599**	**339,396**	**348,215**	**-**	**-**	**-**	**3,302,758**	**(341,833)**	**1,556,697**
Expenditures:																	
Street Operating	4,513,090	3,384,818	350,064	320,545	306,898	369,006	313,496	326,985	407,967	273,573	293,738				2,962,270	422,547	1,550,820
Street Capital	584,993	438,745		60,945	-	33,805	-	41,434		4,075					140,260	298,485	444,733
Total Expenditures	**5,098,083**	**3,823,562**	**350,064**	**381,489**	**306,898**	**402,811**	**313,496**	**368,419**	**407,967**	**277,648**	**293,738**	**-**	**-**	**-**	**3,102,530**	**721,032**	**1,995,553**
Excess (Deficit) of Revenues over Expenditures	**(238,628)**	**(178,971)**	**6,463**	**(46,160)**	**(9,954)**	**(44,832)**	**251,798**	**(23,945)**	**(49,367)**	**61,748**	**54,478**	**-**	**-**	**-**	**200,228**	**(1,062,866)**	**(438,856)**

Water - Executive Summary
Revenue & Expenditures

September 2026

	Annual Budget	YTD Budget	January	February	March	April	May	June	July	August	September	October	November	December	Actual YTD Total	Favorable (Unfavorable) Variance	Annual Budget Remaining
Revenues:																	
500-0900-4XXXs	6,296,644	4,722,483	351,121	414,215	414,599	365,640	1,170,949	419,111	443,111	456,382	577,820				4,612,950	(109,533)	1,683,694
Total Revenues	**6,296,644**	**4,722,483**	**351,121**	**414,215**	**414,599**	**365,640**	**1,170,949**	**419,111**	**443,111**	**456,382**	**577,820**	-	-	-	**4,612,950**	**(109,533)**	**1,683,694**
Expenditures:																	
500-0900-5XXXs	5,723,187	4,292,390	699,970	374,504	346,291	351,404	351,326	415,666	446,402	431,742	415,757				3,833,063	459,327	1,890,124
500-0900-58XX Capital	1,507,371	1,130,529	129,500	(11,200)	46,983	77,204	54,181	55,433	87,567	46,950	29,085				515,702	614,827	991,670
Total Expenditures	**7,230,558**	**5,422,918**	**829,470**	**363,304**	**393,274**	**428,608**	**405,507**	**471,098**	**533,969**	**478,692**	**444,842**	-	-	-	**4,348,764**	**1,074,154**	**2,881,794**
Excess (Deficit) of Revenues over Expenditures	**(933,914)**	**(700,435)**	**(478,349)**	**50,911**	**21,325**	**(62,968)**	**765,442**	**(51,987)**	**(90,858)**	**(22,310)**	**132,979**	-	-	-	**264,185**	**(1,183,688)**	**(1,198,099)**
														(3)	1,194	596	

Wastewater - Executive Summary
Revenue & Expenditures

	Annual Budget	YTD Budget	January	February	March	April	May	June	July	August	September	October	November	December	Actual YTD Total	Favorable (Unfavorable) Variance	Annual Budget Remaining
Revenues:									-						-	0	-
500-0950-4XXX/510-0950	6,175,150	4,631,363	476,871	533,740	566,956	476,540	538,123	523,218	524,564	543,905	571,701				4,755,617	124,255	1,419,533
510-0950-4623,4640,4850	1,256,050	942,038	1,273	244	(1,368)	1,502	570,523	1,405	69	204,282	59,773				837,703	(104,334)	418,347
Revenues	**7,431,200**	**5,573,400**	**478,144**	**533,984**	**565,588**	**478,042**	**1,108,646**	**524,623**	**524,633**	**748,186**	**631,475**	-	-	-	**5,593,320**	**19,920**	**1,837,880**
Expenditures:																	
510-0950-5XXXs	6,146,223	4,609,668	738,371	418,901	391,732	370,678	414,998	511,886	485,758	430,564	391,894				4,154,781	454,887	1,991,442
510-0950-58XX's Capital	2,563,347	1,922,511	11,413	21,814	71,954	67,243	57,793	87,785	69,599	101,031	21,662				510,294	1,412,217	2,053,054
Total Expenditures	**8,709,571**	**6,532,178**	**749,784**	**440,715**	**463,686**	**437,921**	**472,791**	**599,671**	**555,357**	**531,595**	**413,555**	-	-	-	**4,665,075**	**1,867,103**	**4,044,496**
Excess (Deficit) of Revenues over Expenditures	**(1,278,371)**	**(958,778)**	**(271,640)**	**93,269**	**101,902**	**40,121**	**635,856**	**(75,048)**	**(30,725)**	**216,591**	**217,919**	-	-	-	**928,246**	**(1,847,183)**	**(2,206,617)**

Stormwater - Executive Summary
Revenue & Expenditures

	Annual Budget	YTD Budget	January	February	March	April	May	June	July	August	September	October	November	December	Actual YTD Total	Favorable (Unfavorable) Variance	Annual Budget Remaining
Revenues:																	
515-0140 on bills	324,800	243,600	28,213	28,394	30,479	28,533	27,243	28,308	27,718	27,711	29,821				256,420	12,820	68,380
515-0140-4XXX ARPA/reimbur	-	0													-	-	-
Total Revenues	**324,800**	**243,600**	**28,213**	**28,394**	**30,479**	**28,533**	**27,243**	**28,308**	**27,718**	**27,711**	**29,821**	-	-	-	**256,420**	**12,820**	**68,380**
Expenditures:																	
080-0140-Street Related	760,695	570,521	54,808	51,755	42,730	50,204	52,555	46,426	60,782		39,567				398,827	171,694	361,868
515-0140-Capital	595,278	446,458		-	1,000	271,708	-			316,216					588,923	(142,465)	6,355
Total Expenditures	**1,355,973**	**1,016,979**	**54,808**	**51,755**	**43,730**	**321,912**	**52,555**	**46,426**	**60,782**	**316,216**	**39,567**	-	-	-	**987,750**	**29,229**	**368,223**
Difference																	
Excess (Deficit) of Revenues over Expenditures	**(1,031,173)**	**(773,379)**	**(26,595)**	**(23,361)**	**(13,251)**	**(293,379)**	**(25,312)**	**(18,117)**	**(33,064)**	**(288,505)**	**(9,746)**	-	-	-	**(731,330)**	**(16,409)**	**(299,843)**
500-0000-5501 bad debt			140.54	54.43	0	39.09	0	60.07	187.41	149.43	152.82				784		
Check Digits/Transfers		0	476,871	533,740	566,956	476,540	538,123	523,218	524,564	543,904	571,704				4,755,619	4,755,619	(4,755,619)
Compare to last page fund 500	5,241,236	3,930,927	(478,349)	50,911	21,325	(62,968)	765,442	(51,987)	(90,858)	(22,309)	132,976	0	0	0	264,183	(3,666,744)	4,977,053

City Sales & Use Tax (Three Cent Sales Tax)

	January	February	March	April	May	June	July	August	September	October	November	December	YTD Total	
2011	838,829	1,036,222	750,597	789,903	882,126	852,639	876,781	882,602	874,371	888,881	884,298	846,277	10,403,526	
2012	861,185	1,067,401	805,450	893,549	1,029,730	927,500	967,355	970,081	881,285	943,937	927,061	884,848	11,159,382	7.27%
2013	930,471	1,087,258	866,467	922,534	1,006,764	964,906	983,742	985,949	898,138	958,546	927,035	888,383	11,420,192	2.34%
2014	963,538	1,021,873	808,370	903,239	1,033,766	894,179	1,006,970	963,548	950,648	971,548	976,553	954,234	11,448,466	0.25%
2015	901,561	1,162,729	817,653	956,557	1,103,469	1,043,758	1,098,929	1,118,196	1,075,314	1,120,300	1,074,631	1,012,371	12,485,468	9.06%
2016	1,002,072	1,202,594	885,470	976,896	1,135,189	920,742	1,072,236	1,068,443	1,097,107	1,084,466	1,089,853	1,035,963	12,571,031	0.69%
2017	1,047,642	1,291,007	966,327	987,020	1,129,225	1,051,411	1,166,069	1,105,701	1,088,135	1,111,557	1,088,240	1,018,661	13,050,995	3.82%
2018	1,063,307	1,295,841	969,264	939,761	1,245,252	1,093,015	1,195,341	1,240,049	1,179,113	1,056,462	1,099,036	1,093,013	13,469,452	3.21%
2019	1,162,181	1,323,467	1,043,677	1,027,608	1,205,192	1,190,014	1,258,250	1,257,197	1,140,531	1,243,134	1,155,335	1,157,926	14,164,513	5.16%
2020	1,183,215	1,157,716	1,085,494	1,086,993	1,259,760	1,254,769	1,356,933	1,434,834	1,373,873	1,330,458	1,460,079	1,387,558	15,371,683	8.52%
2021	1,384,300	1,648,283	1,323,761	1,149,770	1,663,928	1,570,489	1,526,745	1,567,875	1,457,964	1,442,486	1,461,326	1,472,039	17,668,967	14.94%
2022	1,526,292	1,718,945	1,351,358	1,298,432	1,607,146	1,536,274	1,593,433	1,659,393	1,643,537	1,546,075	1,624,905	1,473,834	18,579,623	5.15%
2023	1,552,955	1,810,466	1,448,484	1,417,543	1,698,816	1,646,626	1,677,458	1,670,302	1,652,549	1,679,085	1,604,032	1,554,571	19,412,887	4.48%
2024	1,593,536	1,751,154	1,442,324	1,531,558	1,736,500	1,680,318	1,669,796	1,806,847	1,672,254	1,637,162	1,658,770	1,606,949	19,787,169	1.93%
2025	1,600,530	1,799,355	1,464,454	1,526,120	1,850,560	1,710,294	1,727,227	1,756,061	1,693,557	1,719,005	1,711,496	1,661,706	20,220,365	2.19%
2026	1,663,778	1,826,729	1,514,186	1,587,465	1,842,443	1,811,380	1,724,225	1,862,761	1,728,462				15,561,428	-21.36%
Difference	63,247	27,374	49,732	61,345	(8,117)	101,085	(3,002)	106,700	34,905	(1,719,005)	(1,711,496)	(1,661,706)	807,478	
	3.95%	1.52%	3.40%	4.02%	-0.44%	5.91%	-0.17%	6.08%	2.06%	-100.00%	-100.00%	-100.00%	3.99%	

The chart below shows how the 3% sales tax above is allocated for 2026.

1% GF	554,593	608,910	504,729	529,155	614,148	603,793	574,742	620,920	576,154	0	0	0	5,187,143
1/8 Parks	69,324	76,114	63,091	66,144	76,768	75,474	71,843	77,615	72,019	0	0	0	648,393
3/8 Fire	207,972	228,341	189,273	198,433	230,305	226,422	215,528	232,845	216,058	0	0	0	1,945,179
4/8 Bond	277,296	304,455	252,364	264,577	307,074	301,897	287,371	310,460	288,077	0	0	0	2,593,571
Animal 10%	55,459	60,891	50,473	52,915	61,415	60,379	57,474	62,092	57,615	0	0	0	518,714
Parks 10%	55,459	60,891	50,473	52,915	61,415	60,379	57,474	62,092	57,615	0	0	0	518,714
Fire 25%	138,648	152,227	126,182	132,289	153,537	150,948	143,685	155,230	144,039	0	0	0	1,296,786
Police 25%	138,648	152,227	126,182	132,289	153,537	150,948	143,685	155,230	144,039	0	0	0	1,296,786
Street 30%	166,378	182,673	151,419	158,746	184,244	181,138	172,423	186,276	172,846	0	0	0	1,556,143
Total	1,663,778	1,826,729	1,514,186	1,587,465	1,842,443	1,811,380	1,724,225	1,862,761	1,728,462	0	0	0	15,561,428
Divided by 3	554,593	608,910	504,729	529,155	614,148	603,793	574,742	620,920	576,154	0	0	0	5,187,143
Budgeted at	570,971	570,971	570,971	570,971	570,971	570,971	570,971	570,971	570,971	570,971	570,971	570,971	6,851,652
Diff.	(16,378)	37,939	(66,242)	(41,816)	43,177	32,822	3,771	49,949	5,183	(570,971)	(570,971)	(570,971)	(1,664,509)

	BANK	Pooled Cash GL 999	Pooled Cash Bank, 999	Balance Sheet Cash	End Bank Balances	Outstanding Checks and other/adj	Outstanding Deposits		2026 Debt Pmts P&I in red below, based off Encumbrances on 2/9/26 open to revise PDs for En
General Fund, 001*	RR	1,945,715	3,203,622	3,946,715	3,392,913	208,449	19,158	(2,001,000)	Moved to Arvest Investments see additional pages report at July's 2026 Council
Main Arvest 001	AR		22,769,972		22,958,626	238,756	50,101	(0)	
Consolidated Arvest	AR		406		406			0	
Sales Tax Fund, 002		3,405,546		3,405,546				0	77,294
Franchise Fees, 003		5,240,946		5,240,946				0	
Designated Tax Fund, 005		2,522,828		2,522,828				0	RR8
Electronic Fund, 010	RR			8,191	1,617			(6,575)	$20 to reverse nex RB6
Electronic Arvest	AR				53,200	46,841	236	6,595	
Parks 1/8 Sales Tax, 045		358,841		358,841				0	287,244 FS4
Amend 78 Govt Debt, 167	RR			159,017	159,017			0	
Animal Control Donation,020		20,332		20,332				0	85,430
Act 833 of 1991 Fire, 051		157,134		157,134				0	
Fire 3/8 Sales Tax Fire, 055		791,038		791,038				0	921,693
Act 918 of 1983 Police, 061		87,911		87,911				0	
Act 988 of 1991 Police, 062		60,349		60,349				0	112,954
Federal Drug Control PD, 066	AR			29,824	29,824			0	
State Drug Control PD, 068	AR			44,478	44,478			0	
Street Fund, 080	AR	1,850,348	165,552	1,850,348	165,552			(0)	
Street Bond 2023 Rev 182	RB			156,887	156,887			0	
Street Bond 2023 DSR 183	RB			588,246	588,246			0	513,110
Street Bond 2016 DS, 185	FS			326,861	326,861			0	
Street Bond 2016 DSF, 186	FS			331,580	331,580			0	636,206
Street Bond Constru 2023, 188	RB			15,717	15,717			0	
Act 1256 of 1995 Court, 030	RR			3	13,718	13,715		0	
Act 1809 of 2001 Court Arvest31	AR	20,040		103,676	83,636			0	
LT Govt Capital Assets, 090				0				0	
2016 SU Bon Spc Red, 110	RB			9,440	9,440			0	
2016 SU Bond DSR, 113	RB			742,409	742,409			0	443,306
2016 SU Bond Fund, 114	RB			1,713,400	1,713,400			0	
LT Govt Debt, 165				0				0	
Water Fund, 500*	AR	1,563,935	337,737	1,564,535	337,737			(600)	
Wastewater Fund, 510	AR	3,928,278	29,616	3,928,278	29,616			0	
Stormwater Cap Fund 515		175,772		175,772				0	
Enterprise Repair and repl 525		1,855,158		1,855,159				(0)	977,358
Water Impact Fund 550		157,158		157,158				0	
Wastewater Impact Fund 555		215,300		215,300				0	
2024B Arvest 535	AR	100		201	101			0	
2025 W.WW Revenue Bond Fund	AR540	616,482	616,582	616,482	616,582			0	
2025 W.WW Revenue Bond Const	AR545			0				0	
2017 W/WW Bond, 604	FS			216,676	216,676			0	
2017 W/WW DSR, 606	FS			269,400	269,400			0	234,756
W/WW Infrastructure Fee, 620		2,150,476		2,150,476				0	
Totals		27,123,687	27,123,487	33,821,155	32,257,640	507,761	69,495	(2,001,580)	200
									4,289,352

*Change Drawer amounts in Depts 120 and 200 of $200 and depts 300 and 430 of $300 equals $1000 difference, and $600 on fund 500

** The Shading above denotes the six groups on the following six pages of balance sheets, General Govt, Public Safety, Streets, Courts/Long Term Govt, Enter., E. Debt

Banks	Funds	Bank Acts
Regions Reg	22	3
Regions Bonds	6	6
Arvest	7	11
First Sec Bonds	4	4
Total	39	24

ACA 14-403-506

	Lia/Donations	AR
Administration	1,118	1,296
Animal Control	79,834	0
Parks	777	4,125
Fire	217	3,080
Police	9,999	(12,373)
Courts	0	65,914
Totals	91,945	62,042

Water	0	73,512
Wastewater	0	67,344

*Starting in May of 2026 the auditors have added several Accounts Rec and AP accounts but they are not shown here cause they will only be changed once a year for the audit.

Green denotes pulled to Reserve Page 6

4,936,672 (647,321)

Started 5/6/25

General Fund	What we'd like	What we have
90 days payroll, calculated by 26 budget	3,833,458	
Debt Reserve, pulled from page 5	1,927,921	
Capital Reserve, not yet adopted by Council	**2,000,000**	
Grant Reserve, not yet adopted by Council	750,000	
Contingency Reserve, calculated	1,000,000	
Total, pulled from page 5	9,511,380	17,260,688

Street Fund		
90 days payroll, Calculated by 26 budget	602,609	1,850,348
Debt Reserve, pulled from page 5	1,149,316	1,419,291
Capital Reserve (Developing around Parkway #)	**4,000,000**	
Grant Reserve, not yet adopted by Council	250,000	
Contingency Reserve, calculated	1,000,000	
Total	7,001,926	3,269,640

Stormwater Fund		
90 days payroll (None Currently in 515 Fund)	0	
Debt Reserve (Currently no stormwater debt)	0	
Capital Reserve, not yet adopted by Council	**500,000**	
Grant Reserve, not yet adopted by Council	250,000	
Contingency Reserve, calculated	1,000,000	
Total	1,750,000	175,772
Total of 3 above	18,263,305	20,706,100

Tying to Capital Dep Schedules CIP in 2024 Audit 10% coverage

* Changed from 44800 to 45000 on 8/12/25

** Grants added after discussion with Rebecca Kidder on 8/25/25 and again on 3/11/26

APPROVED BY COUNCIL GRANT MATCHES

2026 ARDOT RTP, Mills Park 5816, MarchCouncil	39,420	**
2022-31,2025 Hilld/Mid Trail Overrun/ROW Jun Council 400.	**116,250**	***
2026/27/28/29 PD COPS Hiring	**446,091**	
2022/23/24 Res 58 Dec Council Alcoa to Mills 410.5816	130,000	***
2027 Res25-54 TAP Midland Pk to Hwy 5 800.5571	67,500	**
2024 ARDOT TAP, Res 15 Deb to Evans 800.5571	87,350	**
2026 MetroCPRG Pky Trail, Jun25Council 800.5571	**440,000**	**
2025-55,2025 SW Trail Metro Phase I Construction	206,200	**
2023-18,2025 SW Trail MetroCPRG Res25-25 800.5571	42,500	
2027 STBG Springhill 5571 budget adjust needed	485,000	
2022-19, 2024 Res 30 STBG Parkway Trail Bond $ fund188	82,500	***
Total	2,142,811	

Water Fund	Wha we'd like	what we have
Debt Reserve, pulled from page 5	1,212,114	1,855,158
90 days b. payroll, cal by 26 budget	427,716	1,721,093
Capital Reserve, not yet adopted by Council	**1,500,000**	
Grant Reserve, not yet adopted by Council	0	
Contingency Reserve, Calculated	1,000,000	
Total	4,139,830	3,576,252

Wastewater Fund		
Debt Reserve, pulled from page 5	0	in with Water
90 days b. payroll, calculated by 26 budget	721,468	4,143,578
Capital Reserve, not yet adopted by Council	**1,875,000**	2,150,476
Grant Reserve, not yet adopted by Council	0	
Contingency Reserve,, Calculated	1,000,000	
Total	3,596,468	6,294,053
System Total	7,736,298	9,870,305

2,134,007
All allocated to open Pos

City Totals	25,999,603	30,576,405

THE CITY OF BRYANT DID NOT GET AWARDED THE BUILD GRANT BELOW:

Springhill Road Safety and Mobility Improvements
BUILD Grant (U.S. Dept. of Transportation)
Match: $7,670,000
No GL# was included on the resolution/item history sheet.
It is too early for a GL to be assigned.
Resolution 2026-06, the expenditure deadline is Sept 30, 2035.
This is a multi-year project. Obligation deadline is September 30, 2030
It would not be all paid up front.

Springhill Fire Department Summary

Beginning Balance (as of January 1, 2026)	$	247,717
2026 Revenue (Act 001-0510-4152)	$	30,380
2026 Expenses (Act 001-0510-5XXX all)	$	42,032
Current Balance as of this report ending date	**$**	**236,066**

Means funded/budgeted
Mean still waiting to hear if awarded or not.

*** on 9.3.26 I removed the PD Grant because it does not require a match from the City, removed the Fire Assist grant cause the Money was received, added both Alcoa to Mills Grants and corrected to just the match amount

*** three projects had two grants for each project and only one grant was listed, both grants have now been added

Bryant, AR

Balance Shee

Account Summar

As Of 09/30/202

Category	001 - General Fund	002 - Sales Tax Fund	003 - Franchise Fees Fund	005 - Designated Tax Fund	010 - Electronic Tax	045 - Park 1/8 SalesTax O & M	167 - 2024 Amend 78	Tot
Asset								
A01 - Cash & Equivalents	3,946,715.26	3,405,546.25	5,240,945.78	2,522,827.67	8,211.60	358,841.16	159,016.86	15,642,104.5
A10 - Receivables	1,859,777.19	1,163,502.00	155,919.70	1,163,502.00	0.00	145,438.00	0.00	4,488,138.8
A50 - Other Assets	0.00	0.00	0.00	0.00	-70.20	0.00	0.00	-70.2
Total Asset:	**5,806,492.45**	**4,569,048.25**	**5,396,865.48**	**3,686,329.67**	**8,141.40**	**504,279.16**	**159,016.86**	**20,130,173.2**
Liability								
L01 - Current Liabilities	2,650,387.70	0.00	0.00	0.00	6,524.83	0.00	0.00	2,656,912.5
Total Liability:	**2,650,387.70**	**0.00**	**0.00**	**0.00**	**6,524.83**	**0.00**	**0.00**	**2,656,912.5**
Equity								
Q30 - Equity	5,039,987.25	4,520,644.54	5,027,453.50	3,637,925.96	0.00	498,225.33	232,210.61	18,956,447.1
Total Total Beginning Equity:	**5,039,987.25**	**4,520,644.54**	**5,027,453.50**	**3,637,925.96**	**0.00**	**498,225.33**	**232,210.61**	**18,956,447.1**
Total Revenue	15,793,843.36	5,187,142.71	1,397,517.42	5,187,142.71	1,616.57	648,392.83	0.00	28,215,655.6
Total Expense	17,677,725.86	5,138,739.00	1,028,105.44	5,138,739.00	0.00	642,339.00	73,193.75	29,698,842.0
Revenues Over/Under Expenses	**-1,883,882.50**	**48,403.71**	**369,411.98**	**48,403.71**	**1,616.57**	**6,053.83**	**-73,193.75**	**-1,483,186.4**
Total Equity and Current Surplus (Deficit):	**3,156,104.75**	**4,569,048.25**	**5,396,865.48**	**3,686,329.67**	**1,616.57**	**504,279.16**	**159,016.86**	**17,473,260.7**
Total Liabilities, Equity and Current Surplus (Deficit):	**5,806,492.45**	**4,569,048.25**	**5,396,865.48**	**3,686,329.67**	**8,141.40**	**504,279.16**	**159,016.86**	**20,130,173.2**

Bryant, AR

Balance Sheet
Account Summary
As Of 09/30/2026

Category	020 - Animal Control Donation	051 - Act 833 of 1991 Fire	055 - Fire 3/8 SalesTax	061 - Act 918 of 1983 Police	062 - Act 988 of 1991 Emerg Veh	066 - Federal Drug Control	068 - State Drug Control	Total
Asset								
A01 - Cash & Equivalents	20,331.52	157,134.20	791,037.52	87,910.55	60,349.28	29,823.68	44,478.36	1,191,065.11
A10 - Receivables	0.00	0.00	436,313.00	0.00	0.00	0.00	0.00	436,313.00
Total Asset:	**20,331.52**	**157,134.20**	**1,227,350.52**	**87,910.55**	**60,349.28**	**29,823.68**	**44,478.36**	**1,627,378.11**
Liability								
L01 - Current Liabilities	25,139.40	0.00	0.00	0.00	0.00	0.00	0.00	25,139.40
Total Liability:	**25,139.40**	**0.00**	**0.00**	**0.00**	**0.00**	**0.00**	**0.00**	**25,139.40**
Equity								
Q30 - Equity	0.00	124,724.84	1,209,197.96	84,383.33	54,517.90	29,217.20	42,530.79	1,544,572.02
Total Total Beginning Equity:	**0.00**	**124,724.84**	**1,209,197.96**	**84,383.33**	**54,517.90**	**29,217.20**	**42,530.79**	**1,544,572.02**
Total Revenue	0.00	32,409.36	1,945,178.56	12,396.06	5,831.38	606.48	1,947.57	1,998,369.41
Total Expense	4,807.88	0.00	1,927,026.00	8,868.84	0.00	0.00	0.00	1,940,702.72
Revenues Over/Under Expenses	**-4,807.88**	**32,409.36**	**18,152.56**	**3,527.22**	**5,831.38**	**606.48**	**1,947.57**	**57,666.69**
Total Equity and Current Surplus (Deficit):	**-4,807.88**	**157,134.20**	**1,227,350.52**	**87,910.55**	**60,349.28**	**29,823.68**	**44,478.36**	**1,602,238.71**
Total Liabilities, Equity and Current Surplus (Deficit):	**20,331.52**	**157,134.20**	**1,227,350.52**	**87,910.55**	**60,349.28**	**29,823.68**	**44,478.36**	**1,627,378.11**

Bryant, AR

Balance Sheet
Account Summary
As Of 09/30/2026

Category	080 - Street Fund	182 - 2023 Improvement Revenue Bond Fund	183 - 2023 Street Bond DSR	185 - Street Bond 2016 DS	186 - Street Bond 2016 DSR	188 - 2023 Improvement Fund	Total
Asset							
A01 - Cash & Equivalents	1,850,348.49	156,886.73	588,245.75	326,861.30	331,580.02	15,717.29	3,269,639.58
A10 - Receivables	796,702.81	0.00	0.00	0.00	0.00	0.00	796,702.81
Total Asset:	**2,647,051.30**	**156,886.73**	**588,245.75**	**326,861.30**	**331,580.02**	**15,717.29**	**4,066,342.39**
Liability							
L01 - Current Liabilities	876,194.89	0.00	0.00	0.00	0.00	0.00	876,194.89
Total Liability:	**876,194.89**	**0.00**	**0.00**	**0.00**	**0.00**	**0.00**	**876,194.89**
Equity							
Q30 - Equity	1,570,731.25	271,323.34	596,635.96	492,923.52	324,793.75	20,267.82	3,276,675.64
Total Total Beginning Equity:	**1,570,731.25**	**271,323.34**	**596,635.96**	**492,923.52**	**324,793.75**	**20,267.82**	**3,276,675.64**
Total Revenue	3,302,757.79	401,173.39	15,976.18	470,894.01	8,813.17	2,367.81	4,201,982.35
Total Expense	3,102,632.63	515,610.00	24,366.39	636,956.23	2,026.90	6,918.34	4,288,510.49
Revenues Over/Under Expenses	**200,125.16**	**-114,436.61**	**-8,390.21**	**-166,062.22**	**6,786.27**	**-4,550.53**	**-86,528.14**
Total Equity and Current Surplus (Deficit):	**1,770,856.41**	**156,886.73**	**588,245.75**	**326,861.30**	**331,580.02**	**15,717.29**	**3,190,147.50**
Total Liabilities, Equity and Current Surplus (Deficit):	**2,647,051.30**	**156,886.73**	**588,245.75**	**326,861.30**	**331,580.02**	**15,717.29**	**4,066,342.39**

Bryant, AR

Balance Sheet
Account Summary
As Of 09/30/2026

Category	030 - Act 1256 of 1995 Court	031 - Act 1809 of 2001 Court Auto	090 - Long Term Governmental Capital Asset Fund	110 - Special Redemp - 2016 Bond	113 - Debt Service Reserve Fund	114 - 2016 Bond Fund	165 - Long Term Governmental Debt Fund	Total
Asset								
A01 - Cash & Equivalents	3.23	103,675.96	0.00	9,439.68	742,409.38	1,713,400.02	0.00	2,568,928.27
A10 - Receivables	0.00	0.00	0.00	0.00	0.00	581,751.00	0.00	581,751.00
A30 - Capital Assets	0.00	0.00	67,771,624.78	0.00	0.00	0.00	0.00	67,771,624.78
A50 - Other Assets	0.00	0.00	0.00	0.00	0.00	0.00	3,614,440.42	3,614,440.42
Total Asset:	**3.23**	**103,675.96**	**67,771,624.78**	**9,439.68**	**742,409.38**	**2,295,151.02**	**3,614,440.42**	**74,536,744.47**
Liability								
L01 - Current Liabilities	0.00	0.00	0.00	0.00	0.00	0.00	2,884,093.31	2,884,093.31
L80 - Long Term Liabilities	0.00	0.00	0.00	0.00	0.00	0.00	51,021,025.77	51,021,025.77
Total Liability:	**0.00**	**0.00**	**0.00**	**0.00**	**0.00**	**0.00**	**53,905,119.08**	**53,905,119.08**
Equity								
Q30 - Equity	3.22	47,798.77	66,707,880.09	6,980.03	742,409.38	1,426,610.54	-50,290,678.66	18,641,003.37
Total Total Beginning Equity:	**3.22**	**47,798.77**	**66,707,880.09**	**6,980.03**	**742,409.38**	**1,426,610.54**	**-50,290,678.66**	**18,641,003.37**
Total Revenue	260,969.75	87,234.70	0.00	1,602,459.65	20,000.74	2,624,941.04	0.00	4,595,605.88
Total Expense	260,969.74	31,357.51	-1,063,744.69	1,600,000.00	20,000.74	1,756,400.56	0.00	2,604,983.86
Revenues Over/Under Expenses	**0.01**	**55,877.19**	**1,063,744.69**	**2,459.65**	**0.00**	**868,540.48**	**0.00**	**1,990,622.02**
Total Equity and Current Surplus (Deficit):	**3.23**	**103,675.96**	**67,771,624.78**	**9,439.68**	**742,409.38**	**2,295,151.02**	**-50,290,678.66**	**20,631,625.39**
Total Liabilities, Equity and Current Surplus (Deficit):	**3.23**	**103,675.96**	**67,771,624.78**	**9,439.68**	**742,409.38**	**2,295,151.02**	**3,614,440.42**	**74,536,744.47**

Bryant, AR

Balance Sheet
Account Summary
As Of 09/30/2026

Category	500 - Water Fund	510 - Wastewater Fund	515 - Stormwater Utility Fund	525 - Repair and Replace (formerly Depreciation)	550 - Impact - Water	555 - Impact - WW	Total
Asset							
A01 - Cash & Equivalents	1,564,534.88	3,928,277.65	175,772.18	1,855,158.58	157,158.00	215,300.00	7,896,201.29
A10 - Receivables	976,812.10	150,612.27	4,000.00	0.00	0.00	0.00	1,131,424.37
A30 - Capital Assets	17,990,473.40	22,294,629.98	5,176,341.93	0.00	0.00	0.00	45,461,445.31
A50 - Other Assets	56,294.47	304,795.03	0.00	0.00	0.00	0.00	361,089.50
Total Asset:	**20,588,114.85**	**26,678,314.93**	**5,356,114.11**	**1,855,158.58**	**157,158.00**	**215,300.00**	**54,850,160.47**
Liability							
L01 - Current Liabilities	977,641.04	646,419.44	0.00	0.00	0.00	0.00	1,624,060.48
L80 - Long Term Liabilities	7,527,385.53	5,860,485.42	0.00	0.00	0.00	0.00	13,387,870.95
Total Liability:	**8,505,026.57**	**6,506,904.86**	**0.00**	**0.00**	**0.00**	**0.00**	**15,011,931.43**
Equity							
Q30 - Equity	11,819,499.17	19,244,358.29	5,688,617.03	1,667,132.69	107,576.00	139,350.00	38,666,533.18
Total Total Beginning Equity:	**11,819,499.17**	**19,244,358.29**	**5,688,617.03**	**1,667,132.69**	**107,576.00**	**139,350.00**	**38,666,533.18**
Total Revenue	9,368,566.24	5,593,319.69	256,420.43	392,238.54	49,582.00	75,950.00	15,736,076.90
Total Expense	9,104,977.13	4,666,267.91	588,923.35	204,212.65	0.00	0.00	14,564,381.04
Revenues Over/Under Expenses	**263,589.11**	**927,051.78**	**-332,502.92**	**188,025.89**	**49,582.00**	**75,950.00**	**1,171,695.86**
Total Equity and Current Surplus (Deficit):	**12,083,088.28**	**20,171,410.07**	**5,356,114.11**	**1,855,158.58**	**157,158.00**	**215,300.00**	**39,838,229.04**
Total Liabilities, Equity and Current Surplus (Deficit):	**20,588,114.85**	**26,678,314.93**	**5,356,114.11**	**1,855,158.58**	**157,158.00**	**215,300.00**	**54,850,160.47**

Bryant, AR

Balance Sheet
Account Summary
As Of 09/30/2026

Category	535 - 2024B Sewer Construction Fund	540 - 2025 Water and Sewer Revenue Bond Fund	604 - W/WW Ref Rev 2017 Bd Fr	606 - W/WW Ref Rev Bonds 2017 DSR	620 - 10/2023 Infrastrure Fee W/WW	Total
Asset						
A01 - Cash & Equivalents	201.44	616,482.42	216,676.46	269,400.19	2,150,475.55	3,253,236.06
A10 - Receivables	0.00	0.00	0.00	0.00	25,000.00	25,000.00
Total Asset:	**201.44**	**616,482.42**	**216,676.46**	**269,400.19**	**2,175,475.55**	**3,278,236.06**
Liability						
L01 - Current Liabilities	0.00	555,000.00	0.00	0.00	0.00	555,000.00
L80 - Long Term Liabilities	1,348,099.56	2,405,000.00	0.00	0.00	0.00	3,753,099.56
Total Liability:	**1,348,099.56**	**2,960,000.00**	**0.00**	**0.00**	**0.00**	**4,308,099.56**
Equity						
Q30 - Equity	-1,347,999.56	-2,959,999.80	76,949.82	262,250.00	2,306,747.55	-1,662,051.99
Total Total Beginning Equity:	**-1,347,999.56**	**-2,959,999.80**	**76,949.82**	**262,250.00**	**2,306,747.55**	**-1,662,051.99**
Total Revenue	101.63	616,582.22	181,104.80	7,150.19	1,168,395.00	1,973,333.84
Total Expense	0.19	100.00	41,378.16	0.00	1,299,667.00	1,341,145.35
Revenues Over/Under Expenses	**101.44**	**616,482.22**	**139,726.64**	**7,150.19**	**-131,272.00**	**632,188.49**
Total Equity and Current Surplus (Deficit):	**-1,347,898.12**	**-2,343,517.58**	**216,676.46**	**269,400.19**	**2,175,475.55**	**-1,029,863.50**
Total Liabilities, Equity and Current Surplus (Deficit):	**201.44**	**616,482.42**	**216,676.46**	**269,400.19**	**2,175,475.55**	**3,278,236.06**

Pooled Cash Report

Bryant, AR

For the Period Ending 9/30/2026

ACCOUNT #	ACCOUNT NAME	BEGINNING BALANCE	CURRENT ACTIVITY	CURRENT BALANCE
CLAIM ON CASH				
001-0000-1001	Claim on Cash	1,895,470.79	50,244.47	1,945,715.26
002-0000-1001	Claim on Cash	3,400,363.17	5,183.08	3,405,546.25
003-0000-1001	Claim on Cash	5,184,199.98	56,745.80	5,240,945.78
005-0000-1001	Claim on Cash	2,517,644.59	5,183.08	2,522,827.67
020-0000-1001	Claim on Cash	20,331.52	0.00	20,331.52
031-0000-1001	Claim on Cash	26,205.96	(6,166.00)	20,039.96
045-0000-1001	Claim on Cash	358,192.90	648.26	358,841.16
051-0000-1001	Claim on Cash	145,073.96	12,060.24	157,134.20
055-0000-1001	Claim on Cash	789,093.73	1,943.79	791,037.52
061-0000-1001	Claim on Cash	86,999.68	910.87	87,910.55
062-0000-1001	Claim on Cash	59,357.36	991.92	60,349.28
080-0000-1001	Claim on Cash	1,795,942.60	54,405.89	1,850,348.49
500-0000-1001	Claim on Cash	1,660,215.23	(96,280.35)	1,563,934.88
510-0000-1001	Claim on Cash	3,855,205.16	73,072.49	3,928,277.65
515-0000-1001	Claim on Cash	145,950.92	29,821.26	175,772.18
525-0000-1001	Claim on Cash	1,803,012.80	52,145.78	1,855,158.58
535-0000-1001	Claim on Cash	100.00	0.00	100.00
540-0000-1001	Claim on Cash	615,091.92	1,390.50	616,482.42
550-0000-1001	Claim on Cash	153,158.00	4,000.00	157,158.00
555-0000-1001	Claim on Cash	206,100.00	9,200.00	215,300.00
620-0000-1001	Claim on Cash	2,021,926.74	128,548.81	2,150,475.55
TOTAL CLAIM ON CASH		26,739,637.01	384,049.89	27,123,686.90
CASH IN BANK				
Cash in Bank				
999-0000-1000	Cash General Fund	5,041,872.93	(1,838,250.93)	3,203,622.00
999-0000-1002	Cash Main Arvest	20,496,915.82	2,273,055.34	22,769,971.16
999-0000-1003	Cash Consolidated Arvest	404.83	0.92	405.75
999-0000-1031	Cash Street Fund	218,726.73	(53,174.39)	165,552.34
999-0000-1032	Cash Revenue Water Fund	336,975.38	761.66	337,737.04
999-0000-1033	Cash Water Operating Fund	29,549.40	66.79	29,616.19
999-0000-1039	Cash W.WW Bond Fund	615,191.92	1,390.50	616,582.42
TOTAL: Cash in Bank		26,739,637.01	383,849.89	27,123,486.90
TOTAL CASH IN BANK		26,739,637.01	383,849.89	27,123,486.90
DUE TO OTHER FUNDS				
999-0000-2500	Due to Other Funds	26,739,637.01	383,849.89	27,123,486.90
TOTAL DUE TO OTHER FUNDS		26,739,637.01	383,849.89	27,123,486.90

Claim on Cash	27,123,686.90	**Claim on Cash**	27,123,686.90	**Cash in Bank**	27,123,486.90
Cash in Bank	27,123,486.90	**Due To Other Funds**	27,123,486.90	**Due To Other Funds**	27,123,486.90
Difference	200.00	**Difference**	200.00	**Difference**	0.00

ACCOUNT #	ACCOUNT NAME	BEGINNING BALANCE	CURRENT ACTIVITY	CURRENT BALANCE
ACCOUNTS PAYABLE PENDING				
001-0000-2001	Accounts Payable Pending	65.00	(74.20)	(9.20)
002-0000-2001	Accounts Payable Pending	0.00	0.00	0.00
003-0000-2001	Accounts Payable Pending	0.00	0.00	0.00
005-0000-2001	Accounts Payable Pending	0.00	0.00	0.00
020-0000-2001	Accounts Payable Pending	0.00	0.00	0.00
031-0000-2001	Accounts Payable Pending	0.00	0.00	0.00
045-0000-2001	Accounts Payable Pending	0.00	0.00	0.00
051-0000-2001	Accounts Payable Pending	0.00	0.00	0.00
055-0000-2001	Accounts Payable Pending	0.00	0.00	0.00
061-0000-2001	Accounts Payable Pending	0.00	0.00	0.00
062-0000-2001	Accounts Payable Pending	0.00	0.00	0.00
080-0000-2001	Accounts Payable Pending	0.00	(190.07)	(190.07)
500-0000-2001	Accounts Payable Pending	0.00	0.00	0.00
510-0000-2001	Accounts Payable Pending	0.00	0.00	0.00
515-0000-2001	Accounts Payable Pending	0.00	0.00	0.00
525-0000-2001	Accounts Payable Pending	0.00	0.00	0.00
535-0000-2001	Accounts Payable Pending	0.00	0.00	0.00
540-0000-2001	Accounts Payable Pending	0.00	0.00	0.00
545-0000-2001	Accounts Payable Pending	0.00	0.00	0.00
550-0000-2001	Accounts Payable Pending	0.00	0.00	0.00
555-0000-2001	Accounts Payable Pending	0.00	0.00	0.00
620-0000-2001	Accounts Payable Pending	0.00	0.00	0.00
TOTAL ACCOUNTS PAYABLE PENDING		65.00	(264.27)	(199.27)
DUE FROM OTHER FUNDS				
999-0000-1551	Due From General Fund	(65.00)	74.20	9.20
999-0000-1552	Due From Sales Tax Fund	0.00	0.00	0.00
999-0000-1553	Due From Franchise Fees Fund	0.00	0.00	0.00
999-0000-1554	Due From Designated Tax Fund	0.00	0.00	0.00
999-0000-1555	Due From Animal Control Donation	0.00	0.00	0.00
999-0000-1556	Due From Act 1809 of 2001 Court Auto	0.00	0.00	0.00
999-0000-1557	Due From Park 1/8 SalesTax O & M	0.00	0.00	0.00
999-0000-1558	Due From Act 833 of 1991 Fire	0.00	0.00	0.00
999-0000-1559	Due From Fire 3/8 SalesTax	0.00	0.00	0.00
999-0000-1560	Due From Act 918 of 1983 Police	0.00	0.00	0.00
999-0000-1561	Due From Act 988 of 1991 Emerg Veh	0.00	0.00	0.00
999-0000-1562	Due From Street Fund	0.00	190.07	190.07
999-0000-1563	Due From Revenue Fund - Water & WW	0.00	0.00	0.00
999-0000-1564	Due From Water Operating Fund	0.00	0.00	0.00
999-0000-1565	Due From Stormwater Utility Fund	0.00	0.00	0.00
999-0000-1566	Due From Depreciation - WW	0.00	0.00	0.00
999-0000-1567	Due From Sub-Div Impact WW	0.00	0.00	0.00
999-0000-1568	Due From Impact - Water	0.00	0.00	0.00
999-0000-1569	Due From Impact - WW	0.00	0.00	0.00
999-0000-1571	Due From Infra Fee	0.00	0.00	0.00
999-0000-1572	Due From 540 Fund	0.00	0.00	0.00
999-0000-1573	Due From 545 Fund	0.00	0.00	0.00
TOTAL DUE FROM OTHER FUNDS		(65.00)	264.27	199.27
ACCOUNTS PAYABLE				
999-0000-2000	Accounts Payable	65.00	(264.27)	(199.27)
TOTAL ACCOUNTS PAYABLE		65.00	(264.27)	(199.27)

AP Pending	(199.27)	**AP Pending**	(199.27)	**Due From Other Funds**	(199.27)
Due From Other Funds	(199.27)	**Accounts Payable**	(199.27)	**Accounts Payable**	(199.27)
Difference	0.00	**Difference**	0.00	**Difference**	0.00

Bryant, AR

Budget Report
Account Summary
For Fiscal: 2026 Period Ending: 09/30/2026

		Original Total Budget	Current Total Budget	Period Activity	Fiscal Activity	Encumbrances	Variance Favorable (Unfavorable)	Percent Remaining
Fund: 001 - General Fund								
Department: 0100 - Administration								
Revenue								
Category: R15 - Taxes - Property								
001-0100-4150	State Turnback	308,400.00	308,400.00	19,393.20	240,947.81	0.00	-67,452.19	21.87 %
001-0100-4151	Saline County Treasurer	1,330,820.00	1,330,820.00	49,013.89	894,084.87	0.00	-436,735.13	32.82 %
	Category: R15 - Taxes - Property Total:	**1,639,220.00**	**1,639,220.00**	**68,407.09**	**1,135,032.68**	**0.00**	**-504,187.32**	**30.76%**
Category: R60 - Miscellaneous Revenue								
001-0100-4600	Miscellaneous Revenue	3,190.00	3,190.00	153.64	7,564.54	0.00	4,374.54	237.13 %
	Category: R60 - Miscellaneous Revenue Total:	**3,190.00**	**3,190.00**	**153.64**	**7,564.54**	**0.00**	**4,374.54**	**137.13%**
Category: R62 - Intergovernmental Tsfrs								
001-0100-4627	Xfer from Sales Tax	6,851,648.00	6,851,648.00	570,971.00	5,138,739.00	0.00	-1,712,909.00	25.00 %
001-0100-4629	Xfer Franchise Tax	298,699.00	298,699.00	21,550.00	193,950.00	0.00	-104,749.00	35.07 %
	Category: R62 - Intergovernmental Tsfrs Total:	**7,150,347.00**	**7,150,347.00**	**592,521.00**	**5,332,689.00**	**0.00**	**-1,817,658.00**	**25.42%**
Category: R85 - Interest Revenue								
001-0100-4850	Interest Revenue	380,000.00	380,000.00	45,548.27	232,075.59	0.00	-147,924.41	38.93 %
	Category: R85 - Interest Revenue Total:	**380,000.00**	**380,000.00**	**45,548.27**	**232,075.59**	**0.00**	**-147,924.41**	**38.93%**
	Revenue Total:	**9,172,757.00**	**9,172,757.00**	**706,630.00**	**6,707,361.81**	**0.00**	**-2,465,395.19**	**26.88%**
Expense								
Category: E01 - Personnel Expense								
001-0100-5000	Salary Expense	660,674.34	660,674.34	50,583.18	483,266.52	0.00	177,407.82	26.85 %
001-0100-5001	Elected Off. 2009-24,2011-27	363,356.05	363,356.05	27,712.57	271,908.34	0.00	91,447.71	25.17 %
001-0100-5005	SWB Reimbursement	-1,051,415.00	-1,051,415.00	-87,617.85	-788,560.65	0.00	-262,854.35	25.00 %
001-0100-5010	Overtime Expense	5,000.00	5,000.00	316.77	4,953.50	0.00	46.50	0.93 %
001-0100-5020	FICA Expense	83,612.99	83,612.99	5,849.93	56,749.01	0.00	26,863.98	32.13 %
001-0100-5022	Unemployment Expense	140.00	140.00	0.00	126.01	0.00	13.99	9.99 %
001-0100-5025	Worker's Comp Expense	3,000.00	3,000.00	0.00	2,073.49	0.00	926.51	30.88 %
001-0100-5030	APERS Expense	157,045.48	157,045.48	11,848.43	115,179.99	0.00	41,865.49	26.66 %
001-0100-5040	Health Insurance Expense	116,208.84	116,208.84	10,300.16	90,205.20	0.00	26,003.64	22.38 %
001-0100-5042	Employee Assistance Program	4,000.00	4,000.00	985.88	2,957.64	0.00	1,042.36	26.06 %
001-0100-5050	Physical & Drug Screen Exp	800.00	800.00	126.00	301.82	14.42	483.76	60.47 %
001-0100-5054	Bring Your Own Device - Phone	300.00	300.00	25.00	225.00	0.00	75.00	25.00 %
001-0100-5055	Uniform Expense	500.00	500.00	0.00	0.00	0.00	500.00	100.00 %
001-0100-5057	Vehicle Allowance	6,000.00	6,000.00	461.54	4,615.40	0.00	1,384.60	23.08 %

		Original Total Budget	Current Total Budget	Period Activity	Fiscal Activity	Encumbrances	Variance Favorable (Unfavorable)	Percent Remaining
001-0100-5060	Travel & Training Expense	28,275.00	28,275.00	4,203.77	14,477.36	2,066.76	11,730.88	41.49 %
001-0100-5062	Travel & Training - Mayor	8,250.00	8,250.00	225.00	1,125.00	0.00	7,125.00	86.36 %
001-0100-5063	Travel & Training - City Clerk	500.00	500.00	0.00	0.00	0.00	500.00	100.00 %
	Category: E01 - Personnel Expense Total:	**386,247.70**	**386,247.70**	**25,020.38**	**259,603.63**	**2,081.18**	**124,562.89**	**32.25%**
Category: E10 - Building & Grounds Exp								
001-0100-5102	Repairs & Maint - Building	1,500.00	1,500.00	560.00	5,900.37	386.78	-4,787.15	-319.14 %
001-0100-5104	Repairs & Maint - Grounds	5,500.00	5,500.00	120.11	3,461.56	1,522.87	515.57	9.37 %
001-0100-5110	Utilities - Electric	6,000.00	6,000.00	855.42	5,027.01	0.00	972.99	16.22 %
001-0100-5111	Utilities - Gas	1,000.00	1,000.00	9.74	837.37	0.00	162.63	16.26 %
001-0100-5112	Utilities - Water	1,260.00	1,260.00	127.46	1,015.22	0.00	244.78	19.43 %
001-0100-5115	Com Exp - Tel Landline.Interne	9,408.00	9,408.00	907.69	7,171.87	356.00	1,880.13	19.98 %
001-0100-5116	Communication Exp - Cellular	7,644.00	7,644.00	2,032.10	5,676.11	2,400.00	-432.11	-5.65 %
001-0100-5120	Insurance - Property	2,032.00	2,032.00	0.00	-981.93	0.00	3,013.93	148.32 %
001-0100-5130	Sanitation	1,056.00	1,056.00	87.42	874.20	174.84	6.96	0.66 %
001-0100-5142	Janitorial Supplies and Main	6,000.00	6,000.00	89.76	2,488.37	0.00	3,511.63	58.53 %
001-0100-5145	Tools	1,000.00	1,000.00	0.00	0.00	0.00	1,000.00	100.00 %
	Category: E10 - Building & Grounds Exp Total:	**42,400.00**	**42,400.00**	**4,789.70**	**31,470.15**	**4,840.49**	**6,089.36**	**14.36%**
Category: E20 - Vehicle Expense								
001-0100-5200	Fuel Expense	840.00	840.00	75.25	397.79	0.00	442.21	52.64 %
001-0100-5212	Service & Repair - Equipment	500.00	500.00	0.00	42.50	0.00	457.50	91.50 %
001-0100-5225	Insurance Expense - Vehicle	265.00	265.00	0.00	265.07	0.00	-0.07	-0.03 %
	Category: E20 - Vehicle Expense Total:	**1,605.00**	**1,605.00**	**75.25**	**705.36**	**0.00**	**899.64**	**56.05%**
Category: E30 - Supply Expense								
001-0100-5300	Supplies - Office	8,860.00	8,860.00	641.47	8,674.72	585.50	-400.22	-4.52 %
001-0100-5350	Postage Expense	1,400.00	1,400.00	-17.58	1,791.52	0.00	-391.52	-27.97 %
	Category: E30 - Supply Expense Total:	**10,260.00**	**10,260.00**	**623.89**	**10,466.24**	**585.50**	**-791.74**	**-7.72%**
Category: E40 - Operations Expense								
001-0100-5480	Dues & Subscriptions	76,212.00	76,212.00	122.25	6,223.86	0.00	69,988.14	91.83 %
001-0100-5505	Mayor's Expense	8,800.00	8,800.00	246.47	5,640.72	0.00	3,159.28	35.90 %
001-0100-5506	City Clerk Expense	2,000.00	2,000.00	0.00	234.00	0.00	1,766.00	88.30 %
001-0100-5515	Elections or Permit Fee Exp	13,000.00	13,000.00	0.00	0.00	0.00	13,000.00	100.00 %
001-0100-5535	Sales Tax Expense	2,500.00	2,500.00	383.00	5,740.00	0.00	-3,240.00	-129.60 %
	Category: E40 - Operations Expense Total:	**102,512.00**	**102,512.00**	**751.72**	**17,838.58**	**0.00**	**84,673.42**	**82.60%**
Category: E55 - Professional Services								
001-0100-5550	Prof Services - Acctg & Audit	21,500.00	21,500.00	0.00	22,485.45	0.00	-985.45	-4.58 %
001-0100-5553	Prof Services - Advertising	1,000.00	1,000.00	0.00	586.95	0.00	413.05	41.31 %
001-0100-5583	Prof Services - Legal	6,000.00	6,000.00	0.00	9,010.48	0.00	-3,010.48	-50.17 %
001-0100-5586	Prof Services - Other	97,900.00	133,900.00	119.36	93,589.16	484.26	39,826.58	29.74 %
001-0100-5588	Prof Services - Legal Notices	500.00	500.00	0.00	0.00	0.00	500.00	100.00 %

		Original Total Budget	Current Total Budget	Period Activity	Fiscal Activity	Encumbrances	Variance Favorable (Unfavorable)	Percent Remaining
001-0100-5589	Prof Services - Printing	100.00	100.00	0.00	838.72	0.00	-738.72	-738.72 %
	Category: E55 - Professional Services Total:	**127,000.00**	**163,000.00**	**119.36**	**126,510.76**	**484.26**	**36,004.98**	**22.09%**
Category: E60 - Miscellaneous Expense								
001-0100-5600	Miscellaneous Expense	3,190.00	3,190.00	47.37	247.37	120.43	2,822.20	88.47 %
001-0100-5608	Software - New & Renewals	27,195.00	63,195.00	10,673.40	58,579.96	19,613.19	-14,998.15	-23.73 %
	Category: E60 - Miscellaneous Expense Total:	**30,385.00**	**66,385.00**	**10,720.77**	**58,827.33**	**19,733.62**	**-12,175.95**	**-18.34%**
Category: E62 - Intergovernmental Tsfr								
001-0100-5626	Xfer to Other	0.00	690,000.00	0.00	50,188.94	4,700,000.00	-4,060,188.94	-588.43 %
	Category: E62 - Intergovernmental Tsfr Total:	**0.00**	**690,000.00**	**0.00**	**50,188.94**	**4,700,000.00**	**-4,060,188.94**	**-588.43%**
Category: E68 - Donation Expense								
001-0100-5680	Boys and Girls Club Contract	50,000.00	50,000.00	0.00	37,500.00	0.00	12,500.00	25.00 %
001-0100-5681	Sr. Adults Contract	35,550.00	35,550.00	0.00	35,550.00	0.00	0.00	0.00 %
001-0100-5682	Historic Society Contract	10,000.00	10,000.00	0.00	10,739.52	0.00	-739.52	-7.40 %
	Category: E68 - Donation Expense Total:	**95,550.00**	**95,550.00**	**0.00**	**83,789.52**	**0.00**	**11,760.48**	**12.31%**
Category: E85 - Interest Expense								
001-0100-5850	Interest Expense	5,306.58	5,331.58	420.16	4,126.57	1,202.12	2.89	0.05 %
	Category: E85 - Interest Expense Total:	**5,306.58**	**5,331.58**	**420.16**	**4,126.57**	**1,202.12**	**2.89**	**0.05%**
	Expense Total:	**801,266.28**	**1,563,291.28**	**42,521.23**	**643,527.08**	**4,728,927.17**	**-3,809,162.97**	**-243.66%**
	Department: 0100 - Administration Surplus (Deficit):	**8,371,490.72**	**7,609,465.72**	**664,108.77**	**6,063,834.73**	**-4,728,927.17**	**-6,274,558.16**	**82.46%**
Department: 0110 - Information Technology Expense								
Category: E01 - Personnel Expense								
001-0110-5060	Travel & Training Expense	6,200.00	6,200.00	274.00	1,264.00	0.00	4,936.00	79.61 %
	Category: E01 - Personnel Expense Total:	**6,200.00**	**6,200.00**	**274.00**	**1,264.00**	**0.00**	**4,936.00**	**79.61%**
Category: E20 - Vehicle Expense								
001-0110-5210	Service and Repair	1,000.00	1,000.00	0.00	0.00	0.00	1,000.00	100.00 %
	Category: E20 - Vehicle Expense Total:	**1,000.00**	**1,000.00**	**0.00**	**0.00**	**0.00**	**1,000.00**	**100.00%**
Category: E60 - Miscellaneous Expense								
001-0110-5604	Hardware - New & Renewals	4,400.00	12,499.17	9,421.70	13,997.67	550.01	-2,048.51	-16.39 %
001-0110-5606	IT Projects & Labor	10,000.00	0.00	0.00	0.00	0.00	0.00	0.00 %
001-0110-5608	Software - New & Renewals	161,391.97	152,413.32	4,367.25	65,613.03	38,533.96	48,266.33	31.67 %
001-0110-5610	Website	74,500.00	74,500.00	17,375.00	52,896.76	17,375.00	4,228.24	5.68 %
001-0110-5612	IT Tools & Supplies	1,000.00	1,000.00	0.00	38.93	0.00	961.07	96.11 %
001-0110-5614	Copiers & Maintenance	30,000.00	30,000.00	2,778.54	19,820.63	7,774.55	2,404.82	8.02 %
	Category: E60 - Miscellaneous Expense Total:	**281,291.97**	**270,412.49**	**33,942.49**	**152,367.02**	**64,233.52**	**53,811.95**	**19.90%**

		Original Total Budget	Current Total Budget	Period Activity	Fiscal Activity	Encumbrances	Variance Favorable (Unfavorable)	Percent Remaining
Category: E72 - Bond Expense								
001-0110-5840	Principal for Loans	28,781.68	28,902.68	2,432.36	21,546.28	7,355.48	0.92	0.00 %
	Category: E72 - Bond Expense Total:	**28,781.68**	**28,902.68**	**2,432.36**	**21,546.28**	**7,355.48**	**0.92**	**0.00%**
	Expense Total:	**317,273.65**	**306,515.17**	**36,648.85**	**175,177.30**	**71,589.00**	**59,748.87**	**19.49%**
	Department: 0110 - Information Technology Total:	**317,273.65**	**306,515.17**	**36,648.85**	**175,177.30**	**71,589.00**	**59,748.87**	**19.49%**
Department: 0120 - Planning & Development								
Revenue								
Category: R10 - Taxes - Sales								
001-0120-4656	Alcohol Sales Tax Collected	125,000.00	125,000.00	17,363.23	162,005.00	0.00	37,005.00	129.60 %
	Category: R10 - Taxes - Sales Total:	**125,000.00**	**125,000.00**	**17,363.23**	**162,005.00**	**0.00**	**37,005.00**	**29.60%**
Category: R20 - Licenses Permits & Fees								
001-0120-4200	Act 474 Commerical SurCharge	10,000.00	10,000.00	2,434.65	6,422.84	0.00	-3,577.16	35.77 %
001-0120-4206	Annex/Rezoning Fees	2,000.00	2,000.00	80.00	1,273.00	0.00	-727.00	36.35 %
001-0120-4208	Business Licenses	165,000.00	165,000.00	900.00	96,971.90	0.00	-68,028.10	41.23 %
001-0120-4210	Commercial Remodel Permits	11,750.00	11,750.00	7,651.00	10,198.20	0.00	-1,551.80	13.21 %
001-0120-4214	Electrical Permits	80,000.00	80,000.00	5,744.28	81,419.44	0.00	1,419.44	101.77 %
001-0120-4220	HVACR Permits	62,000.00	62,000.00	3,773.98	56,963.00	0.00	-5,037.00	8.12 %
001-0120-4226	Mobile Home Permits	1,300.00	1,300.00	0.00	1,000.00	0.00	-300.00	23.08 %
001-0120-4228	New Commercial Permits	60,000.00	60,000.00	2,094.80	8,443.00	0.00	-51,557.00	85.93 %
001-0120-4230	Permits - Other	5,000.00	5,000.00	745.00	3,175.00	0.00	-1,825.00	36.50 %
001-0120-4232	Plumbing/Gas Inspections	45,000.00	45,000.00	1,648.08	21,534.20	0.00	-23,465.80	52.15 %
001-0120-4234	Re - Inspections Fees	9,000.00	9,000.00	0.00	690.00	0.00	-8,310.00	92.33 %
001-0120-4236	Residential Building Permits	40,000.00	40,000.00	2,921.52	44,298.07	0.00	4,298.07	110.75 %
001-0120-4238	Residential Remodel Permits	4,000.00	4,000.00	226.00	3,971.88	0.00	-28.12	0.70 %
001-0120-4240	Sanitation License	250.00	250.00	0.00	0.00	0.00	-250.00	100.00 %
001-0120-4242	Sign Permits	12,500.00	12,500.00	250.00	3,350.00	0.00	-9,150.00	73.20 %
001-0120-4244	Solicitation Permits	1,500.00	1,500.00	0.00	800.00	0.00	-700.00	46.67 %
001-0120-4248	Storage Building Permits	5,500.00	5,500.00	220.80	3,567.00	0.00	-1,933.00	35.15 %
001-0120-4250	Subdivision Plat & Filing Fees	1,000.00	1,000.00	640.00	1,493.00	0.00	493.00	149.30 %
001-0120-4258	Alcohol Permits - Revenue	35,000.00	35,000.00	0.00	28,584.09	0.00	-6,415.91	18.33 %
	Category: R20 - Licenses Permits & Fees Total:	**550,800.00**	**550,800.00**	**29,330.11**	**374,154.62**	**0.00**	**-176,645.38**	**32.07%**
Category: R64 - Reimbursement								
001-0120-4560	Vacant Home Clean Up	1,000.00	1,000.00	0.00	0.00	0.00	-1,000.00	100.00 %
	Category: R64 - Reimbursement Total:	**1,000.00**	**1,000.00**	**0.00**	**0.00**	**0.00**	**-1,000.00**	**100.00%**
	Revenue Total:	**676,800.00**	**676,800.00**	**46,693.34**	**536,159.62**	**0.00**	**-140,640.38**	**20.78%**
Expense								
Category: E01 - Personnel Expense								
001-0120-5000	Salary Expense	444,098.38	444,098.38	33,613.74	297,524.13	0.00	146,574.25	33.00 %
001-0120-5010	Overtime Expense	1,000.00	1,000.00	68.89	3,922.79	0.00	-2,922.79	-292.28 %

		Original Total Budget	Current Total Budget	Period Activity	Fiscal Activity	Encumbrances	Variance Favorable (Unfavorable)	Percent Remaining
001-0120-5020	FICA Expense	34,050.03	34,050.03	2,506.23	22,471.98	0.00	11,578.05	34.00 %
001-0120-5022	Unemployment Expense	98.00	98.00	0.00	98.02	0.00	-0.02	-0.02 %
001-0120-5025	Worker's Comp Expense	1,050.00	1,050.00	0.00	1,496.41	0.00	-446.41	-42.52 %
001-0120-5030	APERS Expense	66,304.71	66,304.71	5,041.48	44,959.93	0.00	21,344.78	32.19 %
001-0120-5040	Health Insurance Expense	86,474.52	86,474.52	7,538.61	60,560.01	0.00	25,914.51	29.97 %
001-0120-5050	Physical & Drug Screen Exp	150.00	150.00	0.00	161.40	0.00	-11.40	-7.60 %
001-0120-5055	Uniform Expense	500.00	500.00	0.00	249.83	0.00	250.17	50.03 %
001-0120-5060	Travel & Training Expense	8,000.00	8,000.00	587.75	4,037.63	0.00	3,962.37	49.53 %
	Category: E01 - Personnel Expense Total:	**641,725.64**	**641,725.64**	**49,356.70**	**435,482.13**	**0.00**	**206,243.51**	**32.14%**
Category: E10 - Building & Grounds Exp								
001-0120-5110	Utilities - Electric	1,488.00	1,488.00	213.86	1,256.78	0.00	231.22	15.54 %
001-0120-5111	Utilities - Gas	240.00	240.00	2.42	209.32	0.00	30.68	12.78 %
001-0120-5112	Utilities - Water	324.00	324.00	31.88	253.84	0.00	70.16	21.65 %
001-0120-5115	Com Exp - Tel Landline.Interne	1,320.00	1,320.00	111.41	882.81	124.00	313.19	23.73 %
001-0120-5116	Communication Exp - Cellular	3,804.00	3,804.00	593.58	2,313.99	1,300.00	190.01	5.00 %
001-0120-5120	Insurance - Property	400.00	400.00	0.00	0.00	0.00	400.00	100.00 %
001-0120-5130	Sanitation	286.56	286.56	21.56	215.60	43.12	27.84	9.72 %
	Category: E10 - Building & Grounds Exp Total:	**7,862.56**	**7,862.56**	**974.71**	**5,132.34**	**1,467.12**	**1,263.10**	**16.06%**
Category: E20 - Vehicle Expense								
001-0120-5200	Fuel Expense	5,500.00	5,500.00	889.40	5,551.36	0.00	-51.36	-0.93 %
001-0120-5210	Service & Repair - Vehicle	1,000.00	1,000.00	0.00	427.12	0.00	572.88	57.29 %
001-0120-5225	Insurance Expense - Vehicle	1,370.00	1,370.00	0.00	2,841.90	0.00	-1,471.90	-107.44 %
	Category: E20 - Vehicle Expense Total:	**7,870.00**	**7,870.00**	**889.40**	**8,820.38**	**0.00**	**-950.38**	**-12.08%**
Category: E30 - Supply Expense								
001-0120-5300	Supplies - Office	2,500.00	2,500.00	514.67	1,420.43	0.00	1,079.57	43.18 %
001-0120-5350	Postage Expense	1,000.00	1,000.00	25.08	772.55	0.00	227.45	22.75 %
	Category: E30 - Supply Expense Total:	**3,500.00**	**3,500.00**	**539.75**	**2,192.98**	**0.00**	**1,307.02**	**37.34%**
Category: E40 - Operations Expense								
001-0120-5405	Act 474 Surcharge	10,000.00	10,000.00	2,448.88	8,351.32	2,500.00	-851.32	-8.51 %
001-0120-5475	Credit Card Fees	7,660.00	7,660.00	28.75	512.70	0.00	7,147.30	93.31 %
001-0120-5480	Dues & Subscriptions	43,000.00	43,000.00	0.00	39,327.35	75.00	3,597.65	8.37 %
	Category: E40 - Operations Expense Total:	**60,660.00**	**60,660.00**	**2,477.63**	**48,191.37**	**2,575.00**	**9,893.63**	**16.31%**
Category: E55 - Professional Services								
001-0120-5553	Prof Services - Advertising	1,000.00	1,000.00	74.00	114.90	0.00	885.10	88.51 %
001-0120-5560	Vacant Home Cleanup	5,000.00	30,000.00	0.00	7,420.00	0.00	22,580.00	75.27 %
001-0120-5568	Prof Services - Electrical Ins	36,720.00	36,720.00	2,835.00	36,501.00	0.00	219.00	0.60 %
001-0120-5571	Prof Services - Engineering	1,000.00	635,000.00	1,056.45	417,380.28	218,165.72	-546.00	-0.09 %
001-0120-5589	Prof Services - Printing	100.00	100.00	0.00	0.00	0.00	100.00	100.00 %
	Category: E55 - Professional Services Total:	**43,820.00**	**702,820.00**	**3,965.45**	**461,416.18**	**218,165.72**	**23,238.10**	**3.31%**

		Original Total Budget	Current Total Budget	Period Activity	Fiscal Activity	Encumbrances	Variance Favorable (Unfavorable)	Percent Remaining
Category: E60 - Miscellaneous Expense								
001-0120-5600	Miscellaneous Expense	100.00	100.00	0.00	175.00	0.00	-75.00	-75.00 %
001-0120-5604	Hardware - New & Renewals	6,800.00	13,738.79	0.00	11,244.53	0.00	2,494.26	18.15 %
001-0120-5608	Software - New & Renewals	17,965.00	20,565.00	0.00	22,934.71	660.00	-3,029.71	-14.73 %
	Category: E60 - Miscellaneous Expense Total:	**24,865.00**	**34,403.79**	**0.00**	**34,354.24**	**660.00**	**-610.45**	**-1.77%**
Category: E72 - Bond Expense								
001-0120-5840	Principal for Loans	42,326.00	42,326.00	3,559.35	31,529.39	10,763.52	33.09	0.08 %
	Category: E72 - Bond Expense Total:	**42,326.00**	**42,326.00**	**3,559.35**	**31,529.39**	**10,763.52**	**33.09**	**0.08%**
Category: E85 - Interest Expense								
001-0120-5850	Interest Expense	7,803.80	7,803.80	614.87	6,038.53	1,759.12	6.15	0.08 %
	Category: E85 - Interest Expense Total:	**7,803.80**	**7,803.80**	**614.87**	**6,038.53**	**1,759.12**	**6.15**	**0.08%**
	Expense Total:	**840,433.00**	**1,508,971.79**	**62,377.86**	**1,033,157.54**	**235,390.48**	**240,423.77**	**15.93%**
	Department: 0120 - Planning & Development Surplus (Deficit):	**-163,633.00**	**-832,171.79**	**-15,684.52**	**-496,997.92**	**-235,390.48**	**99,783.39**	**11.99%**
Department: 0200 - Animal Control								
Revenue								
Category: R20 - Licenses Permits & Fees								
001-0200-4202	Adoption Revenue	5,500.00	5,500.00	340.00	2,534.00	0.00	-2,966.00	53.93 %
001-0200-4222	Misc Revenue - Animal Control	8,000.00	8,000.00	618.50	4,503.84	0.00	-3,496.16	43.70 %
001-0200-4224	Dog License Fee	3,500.00	3,500.00	43.50	1,971.00	0.00	-1,529.00	43.69 %
001-0200-4246	Spay & Neuter Revenue	7,380.00	7,380.00	950.00	6,368.00	0.00	-1,012.00	13.71 %
	Category: R20 - Licenses Permits & Fees Total:	**24,380.00**	**24,380.00**	**1,952.00**	**15,376.84**	**0.00**	**-9,003.16**	**36.93%**
Category: R40 - Fines & Forfeitures								
001-0200-4420	Animal Control Fines	6,000.00	6,000.00	145.00	4,493.00	0.00	-1,507.00	25.12 %
	Category: R40 - Fines & Forfeitures Total:	**6,000.00**	**6,000.00**	**145.00**	**4,493.00**	**0.00**	**-1,507.00**	**25.12%**
Category: R62 - Intergovernmental Tsfrs								
001-0200-4623	Xfer from Other Fund	0.00	64,051.00	0.00	64,050.50	0.00	-0.50	0.00 %
001-0200-4627	Xfer Designated Tax	685,165.00	685,165.00	57,097.00	513,873.00	0.00	-171,292.00	25.00 %
	Category: R62 - Intergovernmental Tsfrs Total:	**685,165.00**	**749,216.00**	**57,097.00**	**577,923.50**	**0.00**	**-171,292.50**	**22.86%**
Category: R70 - Grant Revenue								
001-0200-4700	Grant Revenue	5,000.00	5,000.00	0.00	0.00	0.00	-5,000.00	100.00 %
	Category: R70 - Grant Revenue Total:	**5,000.00**	**5,000.00**	**0.00**	**0.00**	**0.00**	**-5,000.00**	**100.00%**
	Revenue Total:	**720,545.00**	**784,596.00**	**59,194.00**	**597,793.34**	**0.00**	**-186,802.66**	**23.81%**
Expense								
Category: E01 - Personnel Expense								
001-0200-5000	Salary Expense	491,203.61	471,203.61	31,901.58	299,421.46	0.00	171,782.15	36.46 %
001-0200-5005	SWB Reimbursement	94,783.00	94,783.00	7,898.58	71,087.22	0.00	23,695.78	25.00 %
001-0200-5010	Overtime Expense	12,000.00	12,000.00	1,012.62	10,355.95	0.00	1,644.05	13.70 %
001-0200-5020	FICA Expense	38,495.08	38,495.08	2,445.05	23,026.66	0.00	15,468.42	40.18 %

		Original Total Budget	Current Total Budget	Period Activity	Fiscal Activity	Encumbrances	Variance Favorable (Unfavorable)	Percent Remaining
001-0200-5022	Unemployment Expense	168.00	168.00	2.44	147.33	0.00	20.67	12.30 %
001-0200-5025	Worker's Comp Expense	2,700.00	2,700.00	0.00	2,757.57	0.00	-57.57	-2.13 %
001-0200-5030	APERS Expense	78,575.00	78,575.00	4,939.95	45,732.87	0.00	32,842.13	41.80 %
001-0200-5040	Health Insurance Expense	93,477.48	93,477.48	6,541.30	54,203.06	0.00	39,274.42	42.01 %
001-0200-5050	Physical & Drug Screen Exp	500.00	500.00	126.00	901.22	126.00	-527.22	-105.44 %
001-0200-5055	Uniform Expense	5,500.00	5,500.00	0.00	4,669.04	228.40	602.56	10.96 %
001-0200-5060	Travel & Training Expense	15,000.00	15,000.00	1,733.15	13,774.11	-858.40	2,084.29	13.90 %
	Category: E01 - Personnel Expense Total:	**832,402.17**	**812,402.17**	**56,600.67**	**526,076.49**	**-504.00**	**286,829.68**	**35.31%**
Category: E10 - Building & Grounds Exp								
001-0200-5102	Repairs & Maint - Building	5,000.00	5,000.00	145.47	3,499.03	139.90	1,361.07	27.22 %
001-0200-5104	Repairs & Maint - Grounds	5,100.00	70,610.00	44,160.31	64,451.44	303.21	5,855.35	8.29 %
001-0200-5110	Utilities - Electric	9,660.00	9,660.00	941.17	7,885.10	0.00	1,774.90	18.37 %
001-0200-5111	Utilities - Gas	480.00	480.00	21.75	307.53	0.00	172.47	35.93 %
001-0200-5112	Utilities - Water	1,000.00	1,000.00	71.29	607.17	0.00	392.83	39.28 %
001-0200-5115	Com Exp - Tel Landline.Interne	2,436.00	2,436.00	750.11	6,432.43	227.00	-4,223.43	-173.38 %
001-0200-5116	Communication Exp - Cellular	3,358.80	3,358.80	515.11	2,415.53	1,003.75	-60.48	-1.80 %
001-0200-5120	Insurance - Property	2,912.00	2,912.00	0.00	0.00	0.00	2,912.00	100.00 %
001-0200-5130	Sanitation	1,512.00	1,512.00	124.24	1,250.59	250.82	10.59	0.70 %
001-0200-5140	Supplies - B&G	500.00	500.00	0.00	114.93	0.00	385.07	77.01 %
001-0200-5142	Janitorial Supplies and Main	4,000.00	4,000.00	363.44	4,142.72	505.86	-648.58	-16.21 %
001-0200-5145	Tools	1,500.00	1,500.00	0.00	1,542.48	98.45	-140.93	-9.40 %
	Category: E10 - Building & Grounds Exp Total:	**37,458.80**	**102,968.80**	**47,092.89**	**92,648.95**	**2,528.99**	**7,790.86**	**7.57%**
Category: E20 - Vehicle Expense								
001-0200-5200	Fuel Expense	9,600.00	9,600.00	1,355.94	8,405.38	0.00	1,194.62	12.44 %
001-0200-5210	Service & Repair - Vehicle	3,000.00	3,000.00	1,712.87	4,267.56	1,169.86	-2,437.42	-81.25 %
001-0200-5225	Insurance Expense - Vehicle	1,873.00	1,873.00	0.00	4,228.24	0.00	-2,355.24	-125.75 %
	Category: E20 - Vehicle Expense Total:	**14,473.00**	**14,473.00**	**3,068.81**	**16,901.18**	**1,169.86**	**-3,598.04**	**-24.86%**
Category: E30 - Supply Expense								
001-0200-5300	Supplies - Office	2,600.00	2,600.00	661.16	1,214.83	212.44	1,172.73	45.11 %
001-0200-5302	Supplies - Kitchen	350.00	350.00	38.71	144.82	20.25	184.93	52.84 %
001-0200-5306	Supplies - Food Allowance	1,000.00	1,000.00	30.57	1,670.29	248.36	-918.65	-91.87 %
001-0200-5322	Supplies - Operating	6,300.00	6,300.00	171.42	483.74	586.82	5,229.44	83.01 %
001-0200-5350	Postage Expense	100.00	100.00	0.00	315.45	12.90	-228.35	-228.35 %
001-0200-5370	Medicine Expense	6,000.00	6,000.00	1,036.00	8,233.16	792.79	-3,025.95	-50.43 %
001-0200-5371	Spay & Neuter Vouchers	500.00	500.00	0.00	30.00	0.00	470.00	94.00 %
	Category: E30 - Supply Expense Total:	**16,850.00**	**16,850.00**	**1,937.86**	**12,092.29**	**1,873.56**	**2,884.15**	**17.12%**
Category: E40 - Operations Expense								
001-0200-5475	Credit Card Fees	1,500.00	1,500.00	75.72	801.95	0.00	698.05	46.54 %
001-0200-5480	Dues & Subscriptions	825.00	825.00	50.00	100.00	0.00	725.00	87.88 %
	Category: E40 - Operations Expense Total:	**2,325.00**	**2,325.00**	**125.72**	**901.95**	**0.00**	**1,423.05**	**61.21%**

		Original Total Budget	Current Total Budget	Period Activity	Fiscal Activity	Encumbrances	Variance Favorable (Unfavorable)	Percent Remaining
Category: E55 - Professional Services								
001-0200-5577	Prof Services - Incineration & Disp	4,000.00	4,000.00	0.00	1,315.00	0.00	2,685.00	67.13 %
001-0200-5589	Prof Services - Printing	500.00	500.00	0.00	0.00	0.00	500.00	100.00 %
001-0200-5592	Prof Services - Veterinarian	25,000.00	25,000.00	220.50	13,154.63	392.90	11,452.47	45.81 %
001-0200-5593	Prof Services - Animal Care	5,000.00	5,000.00	192.01	2,231.52	317.70	2,450.78	49.02 %
	Category: E55 - Professional Services Total:	**34,500.00**	**34,500.00**	**412.51**	**16,701.15**	**710.60**	**17,088.25**	**49.53%**
Category: E60 - Miscellaneous Expense								
001-0200-5600	Miscellaneous Expense	5,500.00	5,500.00	0.00	321.93	0.00	5,178.07	94.15 %
001-0200-5608	Software - New & Renewals	2,000.00	2,000.00	0.00	1,698.48	0.00	301.52	15.08 %
	Category: E60 - Miscellaneous Expense Total:	**7,500.00**	**7,500.00**	**0.00**	**2,020.41**	**0.00**	**5,479.59**	**73.06%**
Category: E72 - Bond Expense								
001-0200-5840	Principal for Loans	88,493.27	88,593.27	7,451.78	66,065.08	22,524.77	3.42	0.00 %
	Category: E72 - Bond Expense Total:	**88,493.27**	**88,593.27**	**7,451.78**	**66,065.08**	**22,524.77**	**3.42**	**0.00%**
Category: E80 - Capital Assets								
001-0200-5808	Capital Assets - Vehicles	0.00	-5,533.38	-934.38	0.00	0.00	-5,533.38	100.00 %
001-0200-5898	Capital Asset Contra	0.00	0.00	934.38	58,855.75	0.00	-58,855.75	0.00 %
	Category: E80 - Capital Assets Total:	**0.00**	**-5,533.38**	**0.00**	**58,855.75**	**0.00**	**-64,389.13**	**1,163.65%**
Category: E85 - Interest Expense								
001-0200-5850	Interest Expense	14,931.28	14,931.28	1,175.66	11,581.82	3,357.55	-8.09	-0.05 %
	Category: E85 - Interest Expense Total:	**14,931.28**	**14,931.28**	**1,175.66**	**11,581.82**	**3,357.55**	**-8.09**	**-0.05%**
	Expense Total:	**1,048,933.52**	**1,089,010.14**	**117,865.90**	**803,845.07**	**31,661.33**	**253,503.74**	**23.28%**
	Department: 0200 - Animal Control Surplus (Deficit):	**-328,388.52**	**-304,414.14**	**-58,671.90**	**-206,051.73**	**-31,661.33**	**66,701.08**	**21.91%**
Department: 0300 - Court								
Revenue								
Category: R40 - Fines & Forfeitures								
001-0300-4400	Act 316 of 1991 Revenue	200.00	200.00	68.57	652.42	0.00	452.42	326.21 %
001-0300-4412	City Attorney Reim	26,000.00	26,000.00	2,194.38	20,877.58	0.00	-5,122.42	19.70 %
001-0300-4414	Court Fines	450,000.00	450,000.00	29,018.81	285,903.51	0.00	-164,096.49	36.47 %
001-0300-4416	District Court Reim	14,000.00	14,000.00	1,165.77	11,091.22	0.00	-2,908.78	20.78 %
001-0300-4424	Judge Retirement Reim	4,700.00	4,700.00	0.00	0.00	0.00	-4,700.00	100.00 %
001-0300-4426	Ordinance 89-15 Revenue	23,000.00	23,000.00	1,988.66	18,920.31	0.00	-4,079.69	17.74 %
001-0300-4428	Warrant Fees	65,000.00	65,000.00	4,740.00	44,886.80	0.00	-20,113.20	30.94 %
	Category: R40 - Fines & Forfeitures Total:	**582,900.00**	**582,900.00**	**39,176.19**	**382,331.84**	**0.00**	**-200,568.16**	**34.41%**
Category: R60 - Miscellaneous Revenue								
001-0300-4600	Miscellaneous Revenue	50,520.00	50,520.00	3,318.94	29,928.07	0.00	-20,591.93	40.76 %
	Category: R60 - Miscellaneous Revenue Total:	**50,520.00**	**50,520.00**	**3,318.94**	**29,928.07**	**0.00**	**-20,591.93**	**40.76%**

		Original Total Budget	Current Total Budget	Period Activity	Fiscal Activity	Encumbrances	Variance Favorable (Unfavorable)	Percent Remaining
Category: R64 - Reimbursement								
001-0300-4640	Reimbursement RevSaline County	160,000.00	160,000.00	0.00	199,657.15	0.00	39,657.15	124.79 %
	Category: R64 - Reimbursement Total:	**160,000.00**	**160,000.00**	**0.00**	**199,657.15**	**0.00**	**39,657.15**	**24.79%**
	Revenue Total:	**793,420.00**	**793,420.00**	**42,495.13**	**611,917.06**	**0.00**	**-181,502.94**	**22.88%**
Expense								
Category: E01 - Personnel Expense								
001-0300-5000	Salary Expense	356,025.18	356,025.18	24,608.08	264,802.46	0.00	91,222.72	25.62 %
001-0300-5010	Overtime Expense	500.00	500.00	0.00	87.49	0.00	412.51	82.50 %
001-0300-5020	FICA Expense	27,274.18	27,274.18	1,809.16	19,495.53	0.00	7,778.65	28.52 %
001-0300-5022	Unemployment Expense	98.00	98.00	0.00	98.00	0.00	0.00	0.00 %
001-0300-5025	Worker's Comp Expense	2,165.00	2,165.00	0.00	2,671.70	0.00	-506.70	-23.40 %
001-0300-5030	APERS Expense	54,619.66	54,619.66	3,769.97	40,520.37	0.00	14,099.29	25.81 %
001-0300-5040	Health Insurance Expense	78,983.76	78,983.76	5,374.14	55,614.06	0.00	23,369.70	29.59 %
001-0300-5050	Physical & Drug Screen Exp	400.00	400.00	126.00	126.00	0.00	274.00	68.50 %
001-0300-5055	Uniform Expense	500.00	500.00	0.00	0.00	0.00	500.00	100.00 %
001-0300-5060	Travel & Training Expense	7,500.00	7,500.00	0.00	4,376.84	0.00	3,123.16	41.64 %
001-0300-5070	Judge - Share to State	0.00	0.00	0.00	-2,405.18	0.00	2,405.18	0.00 %
	Category: E01 - Personnel Expense Total:	**528,065.78**	**528,065.78**	**35,687.35**	**385,387.27**	**0.00**	**142,678.51**	**27.02%**
Category: E10 - Building & Grounds Exp								
001-0300-5102	Repairs & Maint - Building	10,000.00	9,280.00	280.00	1,275.00	374.44	7,630.56	82.23 %
001-0300-5110	Utilities - Electric	6,600.00	6,600.00	855.42	5,027.01	0.00	1,572.99	23.83 %
001-0300-5111	Utilities - Gas	1,200.00	1,200.00	9.74	837.35	0.00	362.65	30.22 %
001-0300-5112	Utilities - Water	1,000.00	1,000.00	127.46	1,015.21	0.00	-15.21	-1.52 %
001-0300-5115	Com Exp - Tel Landline.Interne	2,832.00	2,832.00	417.21	3,509.01	262.00	-939.01	-33.16 %
001-0300-5130	Sanitation	1,044.00	1,044.00	86.25	862.50	172.50	9.00	0.86 %
001-0300-5142	Janitorial Supplies and Main	500.00	500.00	0.00	5.44	0.00	494.56	98.91 %
	Category: E10 - Building & Grounds Exp Total:	**23,176.00**	**22,456.00**	**1,776.08**	**12,531.52**	**808.94**	**9,115.54**	**40.59%**
Category: E30 - Supply Expense								
001-0300-5300	Supplies - Office	9,000.00	9,000.00	891.59	3,936.73	299.32	4,763.95	52.93 %
001-0300-5350	Postage Expense	3,200.00	3,200.00	111.14	1,666.62	0.00	1,533.38	47.92 %
	Category: E30 - Supply Expense Total:	**12,200.00**	**12,200.00**	**1,002.73**	**5,603.35**	**299.32**	**6,297.33**	**51.62%**
Category: E40 - Operations Expense								
001-0300-5480	Dues & Subscriptions	165,627.12	165,627.12	13,568.55	122,830.58	0.00	42,796.54	25.84 %
	Category: E40 - Operations Expense Total:	**165,627.12**	**165,627.12**	**13,568.55**	**122,830.58**	**0.00**	**42,796.54**	**25.84%**
Category: E55 - Professional Services								
001-0300-5553	Prof Services - Advertising	4,000.00	4,000.00	0.00	0.00	0.00	4,000.00	100.00 %
001-0300-5589	Prof Services - Printing	100.00	100.00	0.00	1,417.63	0.00	-1,317.63	-1,317.63 %
	Category: E55 - Professional Services Total:	**4,100.00**	**4,100.00**	**0.00**	**1,417.63**	**0.00**	**2,682.37**	**65.42%**

		Original Total Budget	Current Total Budget	Period Activity	Fiscal Activity	Encumbrances	Variance Favorable (Unfavorable)	Percent Remaining
Category: E60 - Miscellaneous Expense								
001-0300-5608	Software - New & Renewals	500.00	13,500.00	1,423.51	2,887.20	10,515.60	97.20	0.72 %
001-0300-5614	Copiers & Maintenance	2,556.00	3,276.00	262.34	1,998.68	1,275.01	2.31	0.07 %
	Category: E60 - Miscellaneous Expense Total:	**3,056.00**	**16,776.00**	**1,685.85**	**4,885.88**	**11,790.61**	**99.51**	**0.59%**
	Expense Total:	**736,224.90**	**749,224.90**	**53,720.56**	**532,656.23**	**12,898.87**	**203,669.80**	**27.18%**
	Department: 0300 - Court Surplus (Deficit):	**57,195.10**	**44,195.10**	**-11,225.43**	**79,260.83**	**-12,898.87**	**22,166.86**	**-50.16%**
Department: 0400 - Parks								
Revenue								
Category: R60 - Miscellaneous Revenue								
001-0400-4600	Miscellaneous Revenue	0.00	6,818.24	0.00	10,413.24	0.00	3,595.00	152.73 %
	Category: R60 - Miscellaneous Revenue Total:	**0.00**	**6,818.24**	**0.00**	**10,413.24**	**0.00**	**3,595.00**	**52.73%**
Category: R62 - Intergovernmental Tsfrs								
001-0400-4623	Xfer from Other Fund	0.00	9,143.00	0.00	9,143.25	0.00	0.25	100.00 %
001-0400-4627	Xfer Designated Tax	685,165.00	685,165.00	57,097.00	513,873.00	0.00	-171,292.00	25.00 %
001-0400-4629	Xfer Park 1/8 O & M	856,456.00	856,456.00	71,371.00	642,339.00	0.00	-214,117.00	25.00 %
	Category: R62 - Intergovernmental Tsfrs Total:	**1,541,621.00**	**1,550,764.00**	**128,468.00**	**1,165,355.25**	**0.00**	**-385,408.75**	**24.85%**
Category: R64 - Reimbursement								
001-0400-4640	Reimbursement Revenue	0.00	0.00	0.00	0.40	0.00	0.40	0.00 %
	Category: R64 - Reimbursement Total:	**0.00**	**0.00**	**0.00**	**0.40**	**0.00**	**0.40**	**0.00%**
	Revenue Total:	**1,541,621.00**	**1,557,582.24**	**128,468.00**	**1,175,768.89**	**0.00**	**-381,813.35**	**24.51%**
Expense								
Category: E01 - Personnel Expense								
001-0400-5000	Salary Expense	465,236.10	465,236.10	30,565.53	345,892.29	0.00	119,343.81	25.65 %
001-0400-5001	Part Time Labor	5,000.00	5,000.00	0.00	0.00	0.00	5,000.00	100.00 %
001-0400-5005	SWB Reimbursement	162,485.00	162,485.00	13,540.42	121,863.78	0.00	40,621.22	25.00 %
001-0400-5010	Overtime Expense	8,000.00	8,000.00	77.58	6,184.98	0.00	1,815.02	22.69 %
001-0400-5020	FICA Expense	37,286.00	37,286.00	2,282.13	26,327.66	0.00	10,958.34	29.39 %
001-0400-5022	Unemployment Expense	210.00	210.00	0.00	140.01	0.00	69.99	33.33 %
001-0400-5025	Worker's Comp Expense	18,400.00	18,400.00	0.00	8,291.84	0.00	10,108.16	54.94 %
001-0400-5030	APERS Expense	72,346.57	72,346.57	4,694.60	53,190.45	0.00	19,156.12	26.48 %
001-0400-5040	Health Insurance Expense	125,755.44	125,755.44	8,101.91	80,163.86	0.00	45,591.58	36.25 %
001-0400-5050	Physical & Drug Screen Exp	1,050.00	1,050.00	48.00	144.00	0.00	906.00	86.29 %
001-0400-5055	Uniform Expense	3,187.00	3,187.00	0.00	1,208.13	0.00	1,978.87	62.09 %
001-0400-5060	Travel & Training Expense	12,715.00	12,715.00	1,200.00	10,009.31	0.00	2,705.69	21.28 %
	Category: E01 - Personnel Expense Total:	**911,671.11**	**911,671.11**	**60,510.17**	**653,416.31**	**0.00**	**258,254.80**	**28.33%**
Category: E10 - Building & Grounds Exp								
001-0400-5120	Insurance - Property	6,637.00	6,637.00	0.00	0.00	0.00	6,637.00	100.00 %
001-0400-5145	Tools	2,000.00	2,000.00	27.24	353.92	0.00	1,646.08	82.30 %
	Category: E10 - Building & Grounds Exp Total:	**8,637.00**	**8,637.00**	**27.24**	**353.92**	**0.00**	**8,283.08**	**95.90%**

		Original Total Budget	Current Total Budget	Period Activity	Fiscal Activity	Encumbrances	Variance Favorable (Unfavorable)	Percent Remaining
Category: E20 - Vehicle Expense								
001-0400-5200	Fuel Expense	17,700.00	17,700.00	1,942.84	15,078.21	2,684.68	-62.89	-0.36 %
001-0400-5210	Service & Repair - Vehicle	1,000.00	1,000.00	0.00	0.00	0.00	1,000.00	100.00 %
001-0400-5225	Insurance Expense - Vehicle	4,916.00	4,916.00	0.00	5,279.82	0.00	-363.82	-7.40 %
	Category: E20 - Vehicle Expense Total:	**23,616.00**	**23,616.00**	**1,942.84**	**20,358.03**	**2,684.68**	**573.29**	**2.43%**
Category: E30 - Supply Expense								
001-0400-5350	Postage Expense	500.00	500.00	0.00	299.37	0.00	200.63	40.13 %
	Category: E30 - Supply Expense Total:	**500.00**	**500.00**	**0.00**	**299.37**	**0.00**	**200.63**	**40.13%**
Category: E40 - Operations Expense								
001-0400-5535	Sales Tax Expense	500.00	500.00	0.00	0.00	0.00	500.00	100.00 %
	Category: E40 - Operations Expense Total:	**500.00**	**500.00**	**0.00**	**0.00**	**0.00**	**500.00**	**100.00%**
Category: E55 - Professional Services								
001-0400-5550	Prof Services - Acctg & Audit	3,750.00	3,750.00	0.00	3,121.59	628.41	0.00	0.00 %
001-0400-5586	Prof Services - Other	36,000.00	43,500.00	3,890.00	25,405.00	11,390.00	6,705.00	15.41 %
	Category: E55 - Professional Services Total:	**39,750.00**	**47,250.00**	**3,890.00**	**28,526.59**	**12,018.41**	**6,705.00**	**14.19%**
Category: E60 - Miscellaneous Expense								
001-0400-5604	Hardware - New & Renewals	0.00	4,860.73	4,720.66	4,720.66	0.00	140.07	2.88 %
001-0400-5608	Software - New & Renewals	20,600.00	20,600.00	0.00	19,475.00	0.00	1,125.00	5.46 %
	Category: E60 - Miscellaneous Expense Total:	**20,600.00**	**25,460.73**	**4,720.66**	**24,195.66**	**0.00**	**1,265.07**	**4.97%**
Category: E72 - Bond Expense								
001-0400-5840	Principal for Loans	273,318.83	273,393.83	22,979.41	203,974.08	69,418.74	1.01	0.00 %
	Category: E72 - Bond Expense Total:	**273,318.83**	**273,393.83**	**22,979.41**	**203,974.08**	**69,418.74**	**1.01**	**0.00%**
Category: E80 - Capital Assets								
001-0400-5810	Capital Assets - Equipment	0.00	-2.72	-19,342.72	0.00	0.00	-2.72	100.00 %
001-0400-5898	Capital Asset Contra	0.00	0.00	19,342.72	19,342.72	0.00	-19,342.72	0.00 %
	Category: E80 - Capital Assets Total:	**0.00**	**-2.72**	**0.00**	**19,342.72**	**0.00**	**-19,345.44**	**11,229.41%**
Category: E85 - Interest Expense								
001-0400-5850	Interest Expense	39,960.26	39,965.26	3,133.68	31,043.63	8,920.48	1.15	0.00 %
	Category: E85 - Interest Expense Total:	**39,960.26**	**39,965.26**	**3,133.68**	**31,043.63**	**8,920.48**	**1.15**	**0.00%**
	Expense Total:	**1,318,553.20**	**1,330,991.21**	**97,204.00**	**981,510.31**	**93,042.31**	**256,438.59**	**19.27%**
	Department: 0400 - Parks Surplus (Deficit):	**223,067.80**	**226,591.03**	**31,264.00**	**194,258.58**	**-93,042.31**	**-125,374.76**	**55.33%**
Department: 0410 - Parks - Mills Park & Pool								
Revenue								
Category: R50 - Sale of Services								
001-0410-4500	Mills Pool-Admin/Concessions	500.00	500.00	12.00	507.00	0.00	7.00	101.40 %
001-0410-4532	Admissions	75,000.00	75,000.00	1,280.00	71,632.00	0.00	-3,368.00	4.49 %

		Original Total Budget	Current Total Budget	Period Activity	Fiscal Activity	Encumbrances	Variance Favorable (Unfavorable)	Percent Remaining
001-0410-4534	Pavillion Fees	15,000.00	15,000.00	800.00	9,050.00	0.00	-5,950.00	39.67 %
	Category: R50 - Sale of Services Total:	**90,500.00**	**90,500.00**	**2,092.00**	**81,189.00**	**0.00**	**-9,311.00**	**10.29%**
	Revenue Total:	**90,500.00**	**90,500.00**	**2,092.00**	**81,189.00**	**0.00**	**-9,311.00**	**10.29%**
Expense								
Category: E01 - Personnel Expense								
001-0410-5001	Part Time Labor	32,025.00	32,025.00	987.60	30,704.87	0.00	1,320.13	4.12 %
001-0410-5020	FICA Expense	2,449.91	2,449.91	75.55	2,348.70	0.00	101.21	4.13 %
001-0410-5022	Unemployment Expense	0.00	0.00	1.98	59.15	0.00	-59.15	0.00 %
	Category: E01 - Personnel Expense Total:	**34,474.91**	**34,474.91**	**1,065.13**	**33,112.72**	**0.00**	**1,362.19**	**3.95%**
Category: E10 - Building & Grounds Exp								
001-0410-5102	Repairs & Maint - Building	2,000.00	2,000.00	0.00	535.09	0.00	1,464.91	73.25 %
001-0410-5104	Repairs & Maint - Grounds	6,000.00	6,000.00	4,983.60	14,833.54	0.00	-8,833.54	-147.23 %
001-0410-5105	Repairs & Maint - Pool	17,875.00	7,875.00	49.25	11,372.36	0.00	-3,497.36	-44.41 %
001-0410-5110	Utilities - Electric	10,584.00	10,584.00	1,150.07	10,524.17	0.00	59.83	0.57 %
001-0410-5111	Utilities - Gas	150.00	150.00	22.62	249.94	0.00	-99.94	-66.63 %
001-0410-5112	Utilities - Water	6,060.00	6,060.00	941.73	5,507.25	0.00	552.75	9.12 %
001-0410-5115	Com Exp - Tel Landline.Interne	2,232.00	2,232.00	188.56	1,697.04	0.00	534.96	23.97 %
001-0410-5120	Insurance - Property	4,906.00	4,906.00	0.00	0.00	0.00	4,906.00	100.00 %
	Category: E10 - Building & Grounds Exp Total:	**49,807.00**	**39,807.00**	**7,335.83**	**44,719.39**	**0.00**	**-4,912.39**	**-12.34%**
Category: E30 - Supply Expense								
001-0410-5308	Supplies - Concession	100.00	100.00	3.00	2,511.31	0.00	-2,411.31	-2,411.31 %
001-0410-5328	Supplies - Pools	18,000.00	18,000.00	946.08	13,479.52	0.00	4,520.48	25.11 %
	Category: E30 - Supply Expense Total:	**18,100.00**	**18,100.00**	**949.08**	**15,990.83**	**0.00**	**2,109.17**	**11.65%**
Category: E80 - Capital Assets								
001-0410-5816	Capital Assets - Infrastructure	0.00	347,083.78	57,427.27	85,843.49	449,881.73	-188,641.44	-54.35 %
001-0410-5898	Capital Asset Contra	0.00	0.00	28,416.22	33,416.22	0.00	-33,416.22	0.00 %
	Category: E80 - Capital Assets Total:	**0.00**	**347,083.78**	**85,843.49**	**119,259.71**	**449,881.73**	**-222,057.66**	**-63.98%**
	Expense Total:	**102,381.91**	**439,465.69**	**95,193.53**	**213,082.65**	**449,881.73**	**-223,498.69**	**-50.86%**
	Department: 0410 - Parks - Mills Park & Pool Surplus (Deficit):	**-11,881.91**	**-348,965.69**	**-93,101.53**	**-131,893.65**	**-449,881.73**	**-232,809.69**	**-66.71%**
Department: 0420 - Parks - Midland								
Revenue								
Category: R70 - Grant Revenue								
001-0420-4703	MetroPlan Grant Rev	0.00	0.00	54,966.41	54,966.41	0.00	54,966.41	0.00 %
	Category: R70 - Grant Revenue Total:	**0.00**	**0.00**	**54,966.41**	**54,966.41**	**0.00**	**54,966.41**	**0.00%**
Category: R74 - Sponsorships								
001-0420-4740	User Agre Fees/Sponsors	37,500.00	37,500.00	0.00	19,425.00	0.00	-18,075.00	48.20 %
	Category: R74 - Sponsorships Total:	**37,500.00**	**37,500.00**	**0.00**	**19,425.00**	**0.00**	**-18,075.00**	**48.20%**
	Revenue Total:	**37,500.00**	**37,500.00**	**54,966.41**	**74,391.41**	**0.00**	**36,891.41**	**98.38%**

		Original Total Budget	Current Total Budget	Period Activity	Fiscal Activity	Encumbrances	Variance Favorable (Unfavorable)	Percent Remaining
Expense								
Category: E10 - Building & Grounds Exp								
001-0420-5104	Repairs & Maint - Grounds	22,200.00	22,200.00	5,795.69	15,538.52	8,231.00	-1,569.52	-7.07 %
001-0420-5110	Utilities - Electric	17,352.00	17,352.00	2,035.05	15,296.02	0.00	2,055.98	11.85 %
001-0420-5112	Utilities - Water	4,000.00	4,000.00	315.69	3,139.41	0.00	860.59	21.51 %
	Category: E10 - Building & Grounds Exp Total:	**43,552.00**	**43,552.00**	**8,146.43**	**33,973.95**	**8,231.00**	**1,347.05**	**3.09%**
Category: E80 - Capital Assets								
001-0420-5816	Capital Assets - Infrastructure	0.00	6,493.62	-2,461.84	0.00	0.00	6,493.62	100.00 %
001-0420-5898	Capital Asset Contra	0.00	0.00	57,428.25	57,428.25	0.00	-57,428.25	0.00 %
	Category: E80 - Capital Assets Total:	**0.00**	**6,493.62**	**54,966.41**	**57,428.25**	**0.00**	**-50,934.63**	**-784.38%**
	Expense Total:	**43,552.00**	**50,045.62**	**63,112.84**	**91,402.20**	**8,231.00**	**-49,587.58**	**-99.08%**
	Department: 0420 - Parks - Midland Surplus (Deficit):	**-6,052.00**	**-12,545.62**	**-8,146.43**	**-17,010.79**	**-8,231.00**	**-12,696.17**	**-101.20%**
Department: 0430 - Parks - Bishop								
Revenue								
Category: R30 - Membership Fees								
001-0430-4300	Membership Family	205,475.00	205,475.00	11,110.00	119,406.85	0.00	-86,068.15	41.89 %
001-0430-4304	Membership Silver Sneakers	72,000.00	72,000.00	7,190.00	56,805.50	0.00	-15,194.50	21.10 %
	Category: R30 - Membership Fees Total:	**277,475.00**	**277,475.00**	**18,300.00**	**176,212.35**	**0.00**	**-101,262.65**	**36.49%**
Category: R33 - Rental Fees								
001-0430-4332	Equipment Rental	65,000.00	65,000.00	6,695.00	42,011.25	0.00	-22,988.75	35.37 %
001-0430-4340	Room Rental Party Room	15,000.00	15,000.00	360.00	7,740.00	0.00	-7,260.00	48.40 %
001-0430-4350	Use Agreement Fees	26,450.00	26,450.00	220.00	17,540.00	0.00	-8,910.00	33.69 %
001-0430-4354	Tournaments	50,000.00	50,000.00	3,450.00	48,481.25	0.00	-1,518.75	3.04 %
	Category: R33 - Rental Fees Total:	**156,450.00**	**156,450.00**	**10,725.00**	**115,772.50**	**0.00**	**-40,677.50**	**26.00%**
Category: R36 - Park Program Fees								
001-0430-4364	Programming	69,000.00	69,000.00	11,845.00	101,010.00	0.00	32,010.00	146.39 %
001-0430-4366	BASS Swim Program	30,000.00	30,000.00	2,783.00	30,994.00	0.00	994.00	103.31 %
001-0430-4382	Pool Swim Lessons	55,000.00	55,000.00	2,766.00	43,609.00	0.00	-11,391.00	20.71 %
	Category: R36 - Park Program Fees Total:	**154,000.00**	**154,000.00**	**17,394.00**	**175,613.00**	**0.00**	**21,613.00**	**14.03%**
Category: R50 - Sale of Services								
001-0430-4500	Concessions - Bishop	65,000.00	65,000.00	44.50	35,798.16	0.00	-29,201.84	44.93 %
001-0430-4514	Daily Admissions Adults	45,000.00	45,000.00	2,640.00	35,606.00	0.00	-9,394.00	20.88 %
001-0430-4530	Merchandise Sales	250.00	250.00	136.50	731.00	0.00	481.00	292.40 %
001-0430-4534	Red Cross Programs	20,000.00	20,000.00	0.00	11,495.00	0.00	-8,505.00	42.53 %
	Category: R50 - Sale of Services Total:	**130,250.00**	**130,250.00**	**2,821.00**	**83,630.16**	**0.00**	**-46,619.84**	**35.79%**
Category: R60 - Miscellaneous Revenue								
001-0430-4600	Miscellaneous Revenue	2,000.00	2,000.00	198.00	8,907.12	0.00	6,907.12	445.36 %
	Category: R60 - Miscellaneous Revenue Total:	**2,000.00**	**2,000.00**	**198.00**	**8,907.12**	**0.00**	**6,907.12**	**345.36%**

		Original Total Budget	Current Total Budget	Period Activity	Fiscal Activity	Encumbrances	Variance Favorable (Unfavorable)	Percent Remaining
Category: R74 - Sponsorships								
001-0430-4740	Sponsorships	113,700.00	113,700.00	4,000.00	77,244.07	0.00	-36,455.93	32.06 %
	Category: R74 - Sponsorships Total:	**113,700.00**	**113,700.00**	**4,000.00**	**77,244.07**	**0.00**	**-36,455.93**	**32.06%**
	Revenue Total:	**833,875.00**	**833,875.00**	**53,438.00**	**637,379.20**	**0.00**	**-196,495.80**	**23.56%**
Expense								
Category: E01 - Personnel Expense								
001-0430-5000	Salary Expense	451,064.00	451,064.00	41,240.96	366,196.97	0.00	84,867.03	18.81 %
001-0430-5001	Part Time Labor	317,100.00	317,100.00	17,674.06	253,822.09	0.00	63,277.91	19.96 %
001-0430-5010	Overtime Expense	7,000.00	7,000.00	449.23	3,663.99	0.00	3,336.01	47.66 %
001-0430-5020	FICA Expense	59,300.05	59,300.05	4,588.91	50,072.51	0.00	9,227.54	15.56 %
001-0430-5022	Unemployment Expense	126.00	126.00	33.45	650.61	0.00	-524.61	-416.36 %
001-0430-5025	Worker's Comp Expense	7,050.00	7,050.00	0.00	3,294.70	0.00	3,755.30	53.27 %
001-0430-5030	APERS Expense	70,175.40	70,175.40	6,454.77	58,963.92	0.00	11,211.48	15.98 %
001-0430-5040	Health Insurance Expense	89,732.16	89,732.16	7,396.29	58,980.20	0.00	30,751.96	34.27 %
001-0430-5050	Physical & Drug Screen Exp	1,200.00	1,200.00	50.00	3,946.10	126.00	-2,872.10	-239.34 %
001-0430-5055	Uniform Expense	2,350.00	2,350.00	7.16	2,241.06	0.00	108.94	4.64 %
	Category: E01 - Personnel Expense Total:	**1,005,097.61**	**1,005,097.61**	**77,894.83**	**801,832.15**	**126.00**	**203,139.46**	**20.21%**
Category: E10 - Building & Grounds Exp								
001-0430-5102	Repairs & Maint - Building	40,000.00	40,000.00	1,840.84	31,827.51	1,670.00	6,502.49	16.26 %
001-0430-5104	Repairs & Maint - Grounds	77,350.00	77,350.00	3,082.42	49,260.79	14,378.60	13,710.61	17.73 %
001-0430-5105	Repairs & Maint - Pool	70,000.00	70,000.00	9,942.77	67,884.07	0.00	2,115.93	3.02 %
001-0430-5106	Repairs & Maint - Splash Pad	10,000.00	10,000.00	0.00	678.02	8,240.63	1,081.35	10.81 %
001-0430-5110	Utilities - Electric	216,432.00	216,432.00	26,914.53	188,033.05	0.00	28,398.95	13.12 %
001-0430-5111	Utilities - Gas	48,000.00	48,000.00	2,553.70	44,055.16	0.00	3,944.84	8.22 %
001-0430-5112	Utilities - Water	12,180.00	12,180.00	3,795.47	24,958.33	0.00	-12,778.33	-104.91 %
001-0430-5115	Com Exp - Tel Landline.Interne	22,356.00	22,356.00	1,966.60	17,200.91	458.00	4,697.09	21.01 %
001-0430-5116	Communication Exp - Cellular	4,728.00	4,728.00	867.08	3,231.92	1,600.00	-103.92	-2.20 %
001-0430-5120	Insurance - Property	86,351.00	86,351.00	0.00	0.00	0.00	86,351.00	100.00 %
001-0430-5130	Sanitation	42,000.00	42,000.00	1,456.07	23,517.41	2,000.00	16,482.59	39.24 %
001-0430-5140	Supplies - B&G	3,000.00	3,000.00	0.00	108.79	0.00	2,891.21	96.37 %
001-0430-5142	Janitorial Supplies and Main	34,000.00	34,000.00	2,920.13	23,441.60	0.00	10,558.40	31.05 %
	Category: E10 - Building & Grounds Exp Total:	**666,397.00**	**666,397.00**	**55,339.61**	**474,197.56**	**28,347.23**	**163,852.21**	**24.59%**
Category: E20 - Vehicle Expense								
001-0430-5212	Service & Repair - Equipment	10,000.00	24,478.24	535.95	23,633.46	0.00	844.78	3.45 %
	Category: E20 - Vehicle Expense Total:	**10,000.00**	**24,478.24**	**535.95**	**23,633.46**	**0.00**	**844.78**	**3.45%**
Category: E30 - Supply Expense								
001-0430-5300	Supplies - Office	3,000.00	3,000.00	163.72	1,792.86	86.78	1,120.36	37.35 %
001-0430-5308	Supplies - Concession	51,600.00	51,600.00	2,264.21	35,822.83	0.00	15,777.17	30.58 %
001-0430-5330	Supplies - Programs	25,000.00	25,000.00	867.13	10,357.53	0.00	14,642.47	58.57 %
001-0430-5332	Supplies - Resale Merchandise	100.00	100.00	15.00	57.00	0.00	43.00	43.00 %

		Original Total Budget	Current Total Budget	Period Activity	Fiscal Activity	Encumbrances	Variance Favorable (Unfavorable)	Percent Remaining
	Category: E30 - Supply Expense Total:	**79,700.00**	**79,700.00**	**3,310.06**	**48,030.22**	**86.78**	**31,583.00**	**39.63%**
Category: E40 - Operations Expense								
001-0430-5460	BASS Program Expense	10,000.00	10,000.00	0.00	13,944.74	0.00	-3,944.74	-39.45 %
001-0430-5461	Aquatic Program Expense	6,500.00	6,500.00	19.06	9,753.73	0.00	-3,253.73	-50.06 %
001-0430-5475	Credit Card Fees	14,400.00	14,400.00	1,421.64	11,489.66	3,000.00	-89.66	-0.62 %
001-0430-5480	Dues & Subscriptions	3,253.00	3,253.00	1,832.22	4,053.84	0.00	-800.84	-24.62 %
001-0430-5485	Inspections & Monitoring	11,405.00	11,405.00	848.33	8,437.09	4,695.56	-1,727.65	-15.15 %
	Category: E40 - Operations Expense Total:	**45,558.00**	**45,558.00**	**4,121.25**	**47,679.06**	**7,695.56**	**-9,816.62**	**-21.55%**
Category: E55 - Professional Services								
001-0430-5553	Prof Services - Advertising	5,800.00	5,800.00	0.00	543.22	0.00	5,256.78	90.63 %
001-0430-5585	Prof Services - Basketball	29,000.00	29,000.00	2,560.00	72,192.89	0.00	-43,192.89	-148.94 %
001-0430-5586	Prof Services - Other	60,000.00	60,000.00	4,328.75	57,924.25	0.00	2,075.75	3.46 %
001-0430-5587	Prof Services - Aerobic Instr	24,000.00	24,000.00	3,105.00	17,810.00	0.00	6,190.00	25.79 %
001-0430-5589	Prof Services - Printing	500.00	500.00	76.52	131.96	0.00	368.04	73.61 %
	Category: E55 - Professional Services Total:	**119,300.00**	**119,300.00**	**10,070.27**	**148,602.32**	**0.00**	**-29,302.32**	**-24.56%**
Category: E80 - Capital Assets								
001-0430-5816	Capital Assets - Infrastructure	0.00	58,312.25	-9,964.50	0.00	19,420.00	38,892.25	66.70 %
001-0430-5898	Capital Asset Contra	0.00	0.00	9,964.50	316,687.75	0.00	-316,687.75	0.00 %
	Category: E80 - Capital Assets Total:	**0.00**	**58,312.25**	**0.00**	**316,687.75**	**19,420.00**	**-277,795.50**	**-476.39%**
	Expense Total:	**1,926,052.61**	**1,998,843.10**	**151,271.97**	**1,860,662.52**	**55,675.57**	**82,505.01**	**4.13%**
	Department: 0430 - Parks - Bishop Surplus (Deficit):	**-1,092,177.61**	**-1,164,968.10**	**-97,833.97**	**-1,223,283.32**	**-55,675.57**	**-113,990.79**	**-9.78%**
Department: 0435 - Senior Center started in 7/2026								
Revenue								
Category: R36 - Park Program Fees								
001-0435-4364	Programming	0.00	0.00	100.00	100.00	0.00	100.00	0.00 %
	Category: R36 - Park Program Fees Total:	**0.00**	**0.00**	**100.00**	**100.00**	**0.00**	**100.00**	**0.00%**
Category: R50 - Sale of Services								
001-0435-4530	Merchandise Sales	0.00	0.00	593.00	2,157.31	0.00	2,157.31	0.00 %
	Category: R50 - Sale of Services Total:	**0.00**	**0.00**	**593.00**	**2,157.31**	**0.00**	**2,157.31**	**0.00%**
Category: R60 - Miscellaneous Revenue								
001-0435-4600	Miscellaneous Revenue	0.00	0.00	485.00	4,119.21	0.00	4,119.21	0.00 %
	Category: R60 - Miscellaneous Revenue Total:	**0.00**	**0.00**	**485.00**	**4,119.21**	**0.00**	**4,119.21**	**0.00%**
Category: R64 - Reimbursement								
001-0435-4640	Reimbursement Revenue	0.00	0.00	19,272.67	36,556.09	0.00	36,556.09	0.00 %
	Category: R64 - Reimbursement Total:	**0.00**	**0.00**	**19,272.67**	**36,556.09**	**0.00**	**36,556.09**	**0.00%**
Category: R68 - Donation Revenue								
001-0435-4680	Donation Revenue	0.00	0.00	1,073.78	2,625.52	0.00	2,625.52	0.00 %

		Original Total Budget	Current Total Budget	Period Activity	Fiscal Activity	Encumbrances	Variance Favorable (Unfavorable)	Percent Remaining
001-0435-4683	Don - Client Contributions	0.00	0.00	3,048.70	5,315.73	0.00	5,315.73	0.00 %
	Category: R68 - Donation Revenue Total:	**0.00**	**0.00**	**4,122.48**	**7,941.25**	**0.00**	**7,941.25**	**0.00%**
	Revenue Total:	**0.00**	**0.00**	**24,573.15**	**50,873.86**	**0.00**	**50,873.86**	**0.00%**
Expense								
Category: E01 - Personnel Expense								
001-0435-5000	Salary Expense	0.00	0.00	10,319.34	27,581.57	0.00	-27,581.57	0.00 %
001-0435-5001	Part Time Labor	0.00	0.00	3,221.12	8,257.58	0.00	-8,257.58	0.00 %
001-0435-5010	Overtime Expense	0.00	0.00	0.00	158.65	0.00	-158.65	0.00 %
001-0435-5020	FICA Expense	0.00	0.00	1,025.38	2,719.73	0.00	-2,719.73	0.00 %
001-0435-5022	Unemployment Expense	0.00	0.00	14.22	58.52	0.00	-58.52	0.00 %
001-0435-5030	APERS Expense	0.00	0.00	1,580.91	4,249.79	0.00	-4,249.79	0.00 %
001-0435-5040	Health Insurance Expense	0.00	0.00	2,374.96	9,499.84	0.00	-9,499.84	0.00 %
001-0435-5050	Physical & Drug Screening Exp	0.00	0.00	0.00	630.00	0.00	-630.00	0.00 %
	Category: E01 - Personnel Expense Total:	**0.00**	**0.00**	**18,535.93**	**53,155.68**	**0.00**	**-53,155.68**	**0.00%**
Category: E10 - Building & Grounds Exp								
001-0435-5102	Repairs & Maintenance - Building	0.00	0.00	551.10	1,376.10	0.00	-1,376.10	0.00 %
	Category: E10 - Building & Grounds Exp Total:	**0.00**	**0.00**	**551.10**	**1,376.10**	**0.00**	**-1,376.10**	**0.00%**
Category: E30 - Supply Expense								
001-0435-5302	Supplies - Kitchen	0.00	0.00	0.00	100.87	0.00	-100.87	0.00 %
001-0435-5306	Suuplies - Food - Raw	0.00	0.00	6,172.07	18,412.09	0.00	-18,412.09	0.00 %
001-0435-5322	Supplies - Operating	0.00	0.00	258.99	629.72	0.00	-629.72	0.00 %
001-0435-5330	Supplies - Programs	0.00	0.00	192.90	192.90	0.00	-192.90	0.00 %
	Category: E30 - Supply Expense Total:	**0.00**	**0.00**	**6,623.96**	**19,335.58**	**0.00**	**-19,335.58**	**0.00%**
Category: E55 - Professional Services								
001-0435-5586	Prof Services - Other	0.00	0.00	7,345.26	13,466.31	0.00	-13,466.31	0.00 %
	Category: E55 - Professional Services Total:	**0.00**	**0.00**	**7,345.26**	**13,466.31**	**0.00**	**-13,466.31**	**0.00%**
Category: E60 - Miscellaneous Expense								
001-0435-5604	Hardware - New & Renewals	0.00	4,049.49	0.00	4,049.49	0.00	0.00	0.00 %
	Category: E60 - Miscellaneous Expense Total:	**0.00**	**4,049.49**	**0.00**	**4,049.49**	**0.00**	**0.00**	**0.00%**
	Expense Total:	**0.00**	**4,049.49**	**33,056.25**	**91,383.16**	**0.00**	**-87,333.67**	**-2,156.66%**
	Department: 0435 - Senior Center started in 7/2026 Surplus (Deficit):	**0.00**	**-4,049.49**	**-8,483.10**	**-40,509.30**	**0.00**	**-36,459.81**	**-900.36%**
Department: 0440 - Parks - Alcoa								
Revenue								
Category: R36 - Park Program Fees								
001-0440-4260	Parks Rental	1,200.00	1,200.00	30.00	270.00	0.00	-930.00	77.50 %
	Category: R36 - Park Program Fees Total:	**1,200.00**	**1,200.00**	**30.00**	**270.00**	**0.00**	**-930.00**	**77.50%**

		Original Total Budget	Current Total Budget	Period Activity	Fiscal Activity	Encumbrances	Variance Favorable (Unfavorable)	Percent Remaining
Category: R74 - Sponsorships								
001-0440-4740	User Agre Fees/Sponsors	3,500.00	3,500.00	0.00	1,866.00	0.00	-1,634.00	46.69 %
	Category: R74 - Sponsorships Total:	**3,500.00**	**3,500.00**	**0.00**	**1,866.00**	**0.00**	**-1,634.00**	**46.69%**
	Revenue Total:	**4,700.00**	**4,700.00**	**30.00**	**2,136.00**	**0.00**	**-2,564.00**	**54.55%**
Expense								
Category: E10 - Building & Grounds Exp								
001-0440-5104	Repairs & Maint - Grounds	7,900.00	7,900.00	0.00	5,537.85	0.00	2,362.15	29.90 %
001-0440-5110	Utilities - Electric	14,172.00	14,172.00	689.96	8,847.27	0.00	5,324.73	37.57 %
001-0440-5112	Utilities - Water	2,040.00	2,040.00	265.79	2,447.80	0.00	-407.80	-19.99 %
	Category: E10 - Building & Grounds Exp Total:	**24,112.00**	**24,112.00**	**955.75**	**16,832.92**	**0.00**	**7,279.08**	**30.19%**
	Expense Total:	**24,112.00**	**24,112.00**	**955.75**	**16,832.92**	**0.00**	**7,279.08**	**30.19%**
	Department: 0440 - Parks - Alcoa Surplus (Deficit):	**-19,412.00**	**-19,412.00**	**-925.75**	**-14,696.92**	**0.00**	**4,715.08**	**24.29%**
Department: 0450 - Parks - Ashley								
Revenue								
Category: R36 - Park Program Fees								
001-0450-4260	Parks Rental	7,000.00	7,000.00	907.50	4,890.00	0.00	-2,110.00	30.14 %
	Category: R36 - Park Program Fees Total:	**7,000.00**	**7,000.00**	**907.50**	**4,890.00**	**0.00**	**-2,110.00**	**30.14%**
	Revenue Total:	**7,000.00**	**7,000.00**	**907.50**	**4,890.00**	**0.00**	**-2,110.00**	**30.14%**
Expense								
Category: E10 - Building & Grounds Exp								
001-0450-5104	Repairs & Maint - Grounds	8,500.00	8,500.00	0.00	621.38	5,124.10	2,754.52	32.41 %
001-0450-5110	Utilities - Electric	1.00	1.00	0.00	0.00	0.00	1.00	100.00 %
	Category: E10 - Building & Grounds Exp Total:	**8,501.00**	**8,501.00**	**0.00**	**621.38**	**5,124.10**	**2,755.52**	**32.41%**
	Expense Total:	**8,501.00**	**8,501.00**	**0.00**	**621.38**	**5,124.10**	**2,755.52**	**32.41%**
	Department: 0450 - Parks - Ashley Surplus (Deficit):	**-1,501.00**	**-1,501.00**	**907.50**	**4,268.62**	**-5,124.10**	**645.52**	**43.01%**
Department: 0500 - Fire								
Revenue								
Category: R15 - Taxes - Property								
001-0500-4156	Fire Rescue Funds	700.00	700.00	0.00	0.00	0.00	-700.00	100.00 %
	Category: R15 - Taxes - Property Total:	**700.00**	**700.00**	**0.00**	**0.00**	**0.00**	**-700.00**	**100.00%**
Category: R20 - Licenses Permits & Fees								
001-0500-4256	Burn Permit	1,500.00	1,500.00	0.00	1,125.00	0.00	-375.00	25.00 %
	Category: R20 - Licenses Permits & Fees Total:	**1,500.00**	**1,500.00**	**0.00**	**1,125.00**	**0.00**	**-375.00**	**25.00%**
Category: R33 - Rental Fees								
001-0500-4350	Use Agreement Fees	18,000.00	18,000.00	1,540.00	13,860.00	0.00	-4,140.00	23.00 %
	Category: R33 - Rental Fees Total:	**18,000.00**	**18,000.00**	**1,540.00**	**13,860.00**	**0.00**	**-4,140.00**	**23.00%**

		Original Total Budget	Current Total Budget	Period Activity	Fiscal Activity	Encumbrances	Variance Favorable (Unfavorable)	Percent Remaining
Category: R60 - Miscellaneous Revenue								
001-0500-4600	Miscellaneous Revenue	0.00	4,281.04	0.00	4,638.01	0.00	356.97	108.34 %
	Category: R60 - Miscellaneous Revenue Total:	**0.00**	**4,281.04**	**0.00**	**4,638.01**	**0.00**	**356.97**	**8.34%**
Category: R62 - Intergovernmental Tsfrs								
001-0500-4627	Xfer Designated Tax	1,712,912.00	1,712,912.00	142,743.00	1,284,687.00	0.00	-428,225.00	25.00 %
001-0500-4629	Xfer Fire Special Tax	2,569,368.00	2,569,368.00	214,114.00	1,927,026.00	0.00	-642,342.00	25.00 %
	Category: R62 - Intergovernmental Tsfrs Total:	**4,282,280.00**	**4,282,280.00**	**356,857.00**	**3,211,713.00**	**0.00**	**-1,070,567.00**	**25.00%**
Category: R66 - Sale of Equipment								
001-0500-4900	Sale of Capital Assets	15,000.00	15,000.00	0.00	0.00	0.00	-15,000.00	100.00 %
	Category: R66 - Sale of Equipment Total:	**15,000.00**	**15,000.00**	**0.00**	**0.00**	**0.00**	**-15,000.00**	**100.00%**
Category: R70 - Grant Revenue								
001-0500-4702	Grant Revenue	0.00	0.00	0.00	363,636.36	0.00	363,636.36	0.00 %
	Category: R70 - Grant Revenue Total:	**0.00**	**0.00**	**0.00**	**363,636.36**	**0.00**	**363,636.36**	**0.00%**
	Revenue Total:	**4,317,480.00**	**4,321,761.04**	**358,397.00**	**3,594,972.37**	**0.00**	**-726,788.67**	**16.82%**
Expense								
Category: E01 - Personnel Expense								
001-0500-5000	Salary Expense	3,399,485.99	3,399,485.99	243,197.70	2,410,571.06	0.00	988,914.93	29.09 %
001-0500-5005	SWB Reimbursement	162,485.00	162,485.00	13,540.42	121,863.78	0.00	40,621.22	25.00 %
001-0500-5010	Overtime Expense	331,000.00	331,000.00	36,653.41	344,935.62	0.00	-13,935.62	-4.21 %
001-0500-5020	FICA Expense	57,459.83	57,459.83	4,217.26	41,693.94	0.00	15,765.89	27.44 %
001-0500-5022	Unemployment Expense	728.00	728.00	8.70	741.40	0.00	-13.40	-1.84 %
001-0500-5025	Worker's Comp Expense	62,700.00	62,700.00	0.00	69,812.00	0.00	-7,112.00	-11.34 %
001-0500-5030	APERS Expense	9,043.74	9,043.74	665.50	6,727.81	0.00	2,315.93	25.61 %
001-0500-5035	LOPFI Expense	876,845.33	896,245.33	67,499.24	659,379.63	0.00	236,865.70	26.43 %
001-0500-5036	LOPFI Perm Advance	-230,000.00	-230,000.00	-67,499.22	-224,153.51	0.00	-5,846.49	2.54 %
001-0500-5040	Health Insurance Expense	634,796.88	634,796.88	50,443.12	444,528.88	0.00	190,268.00	29.97 %
001-0500-5050	Physical & Drug Screen Exp	5,000.00	5,000.00	318.00	1,966.94	0.00	3,033.06	60.66 %
001-0500-5055	Uniform Expense	20,000.00	23,274.77	556.96	10,407.14	0.00	12,867.63	55.29 %
001-0500-5060	Travel & Training Expense	25,000.00	29,610.00	1,763.92	17,590.87	0.00	12,019.13	40.59 %
001-0500-5061	Training Aids	1,500.00	1,500.00	0.00	496.61	39.16	964.23	64.28 %
	Category: E01 - Personnel Expense Total:	**5,356,044.77**	**5,383,329.54**	**351,365.01**	**3,906,562.17**	**39.16**	**1,476,728.21**	**27.43%**
Category: E10 - Building & Grounds Exp								
001-0500-5102	Repairs & Maint - Building	60,623.00	65,142.30	5,939.50	36,061.48	1,692.25	27,388.57	42.04 %
001-0500-5110	Utilities - Electric	39,600.00	39,600.00	5,412.63	36,191.47	0.00	3,408.53	8.61 %
001-0500-5111	Utilities - Gas	6,500.00	6,500.00	256.54	6,122.66	0.00	377.34	5.81 %
001-0500-5112	Utilities - Water	15,000.00	15,000.00	1,170.12	8,235.19	0.00	6,764.81	45.10 %
001-0500-5115	Com Exp - Tel Landline.Interne	26,232.00	26,232.00	2,022.70	17,222.00	662.00	8,348.00	31.82 %
001-0500-5116	Communication Exp - Cellular	15,300.00	15,300.00	3,050.60	11,039.57	5,200.00	-939.57	-6.14 %
001-0500-5120	Insurance - Property	39,547.00	39,547.00	0.00	0.00	0.00	39,547.00	100.00 %
001-0500-5130	Sanitation	4,000.00	4,000.00	441.10	2,355.52	135.10	1,509.38	37.73 %

		Original Total Budget	Current Total Budget	Period Activity	Fiscal Activity	Encumbrances	Variance Favorable (Unfavorable)	Percent Remaining
001-0500-5141	Pest/Chem/Seed/Fert	2,000.00	2,000.00	87.33	632.64	174.67	1,192.69	59.63 %
001-0500-5142	Janitorial Supplies and Main	12,600.00	12,600.00	1,002.15	9,866.59	424.69	2,308.72	18.32 %
001-0500-5145	Tools	2,200.00	2,200.00	54.08	845.09	17.47	1,337.44	60.79 %
	Category: E10 - Building & Grounds Exp Total:	**223,602.00**	**228,121.30**	**19,436.75**	**128,572.21**	**8,306.18**	**91,242.91**	**40.00%**
Category: E20 - Vehicle Expense								
001-0500-5200	Fuel Expense	50,000.00	50,000.00	6,393.46	40,387.39	0.00	9,612.61	19.23 %
001-0500-5210	Service & Repair - Vehicle	14,000.00	18,016.04	2,030.07	9,976.41	99.74	7,939.89	44.07 %
001-0500-5212	Service & Repair - Equipment	7,000.00	7,000.00	0.00	7,203.81	0.00	-203.81	-2.91 %
001-0500-5216	Service & Repair - Apparatus	40,000.00	40,000.00	4,648.34	21,723.87	90.23	18,185.90	45.46 %
001-0500-5218	Tire Expense	8,000.00	8,000.00	5,238.09	5,238.09	0.00	2,761.91	34.52 %
001-0500-5225	Insurance Expense - Vehicle	38,677.00	38,677.00	0.00	33,582.67	0.00	5,094.33	13.17 %
001-0500-5230	Radios	5,000.00	5,000.00	0.00	3,553.01	168.24	1,278.75	25.58 %
	Category: E20 - Vehicle Expense Total:	**162,677.00**	**166,693.04**	**18,309.96**	**121,665.25**	**358.21**	**44,669.58**	**26.80%**
Category: E30 - Supply Expense								
001-0500-5300	Supplies - Office	4,000.00	4,000.00	222.16	2,224.36	349.13	1,426.51	35.66 %
001-0500-5302	Supplies - Kitchen	1,200.00	1,200.00	215.08	1,452.75	0.00	-252.75	-21.06 %
001-0500-5306	Supplies - Food Allowance	65,700.00	65,700.00	5,943.90	41,804.57	4,533.15	19,362.28	29.47 %
001-0500-5318	Supplies - Foam	2,000.00	2,000.00	0.00	0.00	0.00	2,000.00	100.00 %
001-0500-5320	Supplies - Hazardous Mat'l	2,000.00	2,000.00	21.71	627.54	84.48	1,287.98	64.40 %
001-0500-5323	Material and Maint	37,590.00	70,872.97	59.72	30,366.53	686.72	39,819.72	56.18 %
001-0500-5350	Postage Expense	500.00	500.00	0.00	288.50	0.00	211.50	42.30 %
	Category: E30 - Supply Expense Total:	**112,990.00**	**146,272.97**	**6,462.57**	**76,764.25**	**5,653.48**	**63,855.24**	**43.65%**
Category: E40 - Operations Expense								
001-0500-5480	Dues & Subscriptions	1,000.00	1,000.00	0.00	675.66	0.00	324.34	32.43 %
001-0500-5530	Safety Program	15,000.00	15,000.00	1,320.87	13,518.04	131.27	1,350.69	9.00 %
	Category: E40 - Operations Expense Total:	**16,000.00**	**16,000.00**	**1,320.87**	**14,193.70**	**131.27**	**1,675.03**	**10.47%**
Category: E55 - Professional Services								
001-0500-5553	Prof Services - Advertising	500.00	500.00	0.00	379.94	0.00	120.06	24.01 %
001-0500-5589	Prof Services - Printing	500.00	500.00	0.00	0.00	0.00	500.00	100.00 %
	Category: E55 - Professional Services Total:	**1,000.00**	**1,000.00**	**0.00**	**379.94**	**0.00**	**620.06**	**62.01%**
Category: E60 - Miscellaneous Expense								
001-0500-5604	Hardware - New & Renewals	1,100.00	1,100.00	0.00	0.00	0.00	1,100.00	100.00 %
001-0500-5608	Software - New & Renewals	21,000.00	21,000.00	0.00	5,892.00	0.00	15,108.00	71.94 %
	Category: E60 - Miscellaneous Expense Total:	**22,100.00**	**22,100.00**	**0.00**	**5,892.00**	**0.00**	**16,208.00**	**73.34%**
Category: E72 - Bond Expense								
001-0500-5840	Principal for Loans	247,405.44	764,963.68	75,869.31	535,428.66	229,534.82	0.20	0.00 %
	Category: E72 - Bond Expense Total:	**247,405.44**	**764,963.68**	**75,869.31**	**535,428.66**	**229,534.82**	**0.20**	**0.00%**
Category: E80 - Capital Assets								
001-0500-5808	Capital Assets - Vehicles	0.00	120,000.00	0.00	0.00	0.00	120,000.00	100.00 %

		Original Total Budget	Current Total Budget	Period Activity	Fiscal Activity	Encumbrances	Variance Favorable (Unfavorable)	Percent Remaining
001-0500-5810	Capital Assets - Equipment	0.00	-447,039.28	-447,039.28	0.00	0.00	-447,039.28	100.00 %
001-0500-5898	Capital Asset Contra	0.00	0.00	447,039.28	447,039.28	0.00	-447,039.28	0.00 %
	Category: E80 - Capital Assets Total:	**0.00**	**-327,039.28**	**0.00**	**447,039.28**	**0.00**	**-774,078.56**	**236.69%**
Category: E85 - Interest Expense								
001-0500-5850	Interest Expense	24,996.55	225,487.38	9,429.87	198,981.00	26,362.73	143.65	0.06 %
	Category: E85 - Interest Expense Total:	**24,996.55**	**225,487.38**	**9,429.87**	**198,981.00**	**26,362.73**	**143.65**	**0.06%**
	Expense Total:	**6,166,815.76**	**6,626,928.63**	**482,194.34**	**5,435,478.46**	**270,385.85**	**921,064.32**	**13.90%**
	Department: 0500 - Fire Surplus (Deficit):	**-1,849,335.76**	**-2,305,167.59**	**-123,797.34**	**-1,840,506.09**	**-270,385.85**	**194,275.65**	**8.43%**
Department: 0510 - Fire - Springhill Vol								
Revenue								
Category: R15 - Taxes - Property								
001-0510-4153	Springhill VFD Assessment	55,000.00	55,000.00	1,424.72	30,380.39	0.00	-24,619.61	44.76 %
	Category: R15 - Taxes - Property Total:	**55,000.00**	**55,000.00**	**1,424.72**	**30,380.39**	**0.00**	**-24,619.61**	**44.76%**
	Revenue Total:	**55,000.00**	**55,000.00**	**1,424.72**	**30,380.39**	**0.00**	**-24,619.61**	**44.76%**
Expense								
Category: E30 - Supply Expense								
001-0510-5323	Material and Maint	50,000.00	50,000.00	2,163.28	42,031.61	636.27	7,332.12	14.66 %
	Category: E30 - Supply Expense Total:	**50,000.00**	**50,000.00**	**2,163.28**	**42,031.61**	**636.27**	**7,332.12**	**14.66%**
	Expense Total:	**50,000.00**	**50,000.00**	**2,163.28**	**42,031.61**	**636.27**	**7,332.12**	**14.66%**
	Department: 0510 - Fire - Springhill Vol Surplus (Deficit):	**5,000.00**	**5,000.00**	**-738.56**	**-11,651.22**	**-636.27**	**-17,287.49**	**345.75%**
Department: 0600 - Police								
Revenue								
Category: R40 - Fines & Forfeitures								
001-0600-4422	Intoximeter Revenue	780.00	780.00	137.15	1,304.84	0.00	524.84	167.29 %
	Category: R40 - Fines & Forfeitures Total:	**780.00**	**780.00**	**137.15**	**1,304.84**	**0.00**	**524.84**	**67.29%**
Category: R60 - Miscellaneous Revenue								
001-0600-4600	Miscellaneous Revenue	5,750.00	12,496.60	-142,276.70	8,783.88	0.00	-3,712.72	29.71 %
	Category: R60 - Miscellaneous Revenue Total:	**5,750.00**	**12,496.60**	**-142,276.70**	**8,783.88**	**0.00**	**-3,712.72**	**29.71%**
Category: R62 - Intergovernmental Tsfrs								
001-0600-4627	Xfer Designated Tax	1,712,912.00	1,712,912.00	285,486.00	1,284,687.00	0.00	-428,225.00	25.00 %
	Category: R62 - Intergovernmental Tsfrs Total:	**1,712,912.00**	**1,712,912.00**	**285,486.00**	**1,284,687.00**	**0.00**	**-428,225.00**	**25.00%**
Category: R70 - Grant Revenue								
001-0600-4700	Grant - Police DUI/Step	26,700.00	26,700.00	1,941.92	16,198.82	0.00	-10,501.18	39.33 %
001-0600-4702	Grant Revenue	79,500.00	79,500.00	0.00	1,000.00	0.00	-78,500.00	98.74 %
	Category: R70 - Grant Revenue Total:	**106,200.00**	**106,200.00**	**1,941.92**	**17,198.82**	**0.00**	**-89,001.18**	**83.81%**
	Revenue Total:	**1,825,642.00**	**1,832,388.60**	**145,288.37**	**1,311,974.54**	**0.00**	**-520,414.06**	**28.40%**

		Original Total Budget	Current Total Budget	Period Activity	Fiscal Activity	Encumbrances	Variance Favorable (Unfavorable)	Percent Remaining
Expense								
Category: E01 - Personnel Expense								
001-0600-5000	Salary Expense	2,764,498.82	2,856,656.93	202,788.04	2,198,004.70	0.00	658,652.23	23.06 %
001-0600-5005	SWB Reimbursement	162,485.00	162,485.00	13,540.42	121,863.78	0.00	40,621.22	25.00 %
001-0600-5010	Overtime Expense	56,000.00	56,000.00	4,177.59	56,433.95	0.00	-433.95	-0.77 %
001-0600-5020	FICA Expense	220,645.91	220,645.91	15,752.33	171,288.91	0.00	49,357.00	22.37 %
001-0600-5022	Unemployment Expense	630.00	630.00	13.06	667.86	0.00	-37.86	-6.01 %
001-0600-5025	Worker's Comp Expense	17,000.00	17,000.00	0.00	22,831.28	0.00	-5,831.28	-34.30 %
001-0600-5035	LOPFI Expense	692,942.45	712,442.45	51,569.70	533,069.89	0.00	179,372.56	25.18 %
001-0600-5036	LOPFI Prem Advance	-180,000.00	-180,000.00	-51,504.70	-182,193.65	0.00	2,193.65	-1.22 %
001-0600-5040	Health Insurance Expense	517,871.52	517,871.52	35,884.62	318,736.09	0.00	199,135.43	38.45 %
001-0600-5050	Physical & Drug Screen Exp	3,000.00	3,000.00	391.00	3,424.55	0.00	-424.55	-14.15 %
001-0600-5055	Uniform Expense	16,000.00	16,000.00	501.59	11,796.01	0.00	4,203.99	26.27 %
001-0600-5056	Uniform Expenses - PR Benefit	17,280.00	17,280.00	1,200.00	10,860.00	0.00	6,420.00	37.15 %
001-0600-5057	Uniform Expense - New Officer	20,000.00	20,000.00	2,156.41	25,171.33	0.00	-5,171.33	-25.86 %
001-0600-5060	Travel & Training Expense	28,000.00	28,000.00	2,577.86	18,986.10	188.25	8,825.65	31.52 %
001-0600-5065	First Aid Expense	500.00	500.00	0.00	0.00	0.00	500.00	100.00 %
	Category: E01 - Personnel Expense Total:	**4,336,853.70**	**4,448,511.81**	**279,047.92**	**3,310,940.80**	**188.25**	**1,137,382.76**	**25.57%**
Category: E10 - Building & Grounds Exp								
001-0600-5102	Repairs & Maint - Building	30,000.00	106,856.09	4,542.67	98,415.82	551.92	7,888.35	7.38 %
001-0600-5110	Utilities - Electric	30,600.00	30,600.00	3,656.29	25,387.84	0.00	5,212.16	17.03 %
001-0600-5111	Utilities - Gas	4,000.00	4,000.00	47.17	1,897.36	0.00	2,102.64	52.57 %
001-0600-5112	Utilities - Water	6,600.00	6,600.00	852.77	5,044.66	0.00	1,555.34	23.57 %
001-0600-5115	Com Exp - Tel Landline.Interne	13,260.00	13,260.00	871.48	7,179.89	466.00	5,614.11	42.34 %
001-0600-5116	Communication Exp - Cellular	54,960.00	54,960.00	8,459.70	35,815.78	15,200.00	3,944.22	7.18 %
001-0600-5120	Insurance - Property	12,998.00	12,998.00	0.00	0.00	0.00	12,998.00	100.00 %
001-0600-5130	Sanitation	2,400.00	2,400.00	123.61	1,403.67	135.11	861.22	35.88 %
001-0600-5142	Janitorial Supplies and Main	6,000.00	6,000.00	1,725.09	7,336.24	0.00	-1,336.24	-22.27 %
	Category: E10 - Building & Grounds Exp Total:	**160,818.00**	**237,674.09**	**20,278.78**	**182,481.26**	**16,353.03**	**38,839.80**	**16.34%**
Category: E20 - Vehicle Expense								
001-0600-5200	Fuel Expense	186,000.00	186,000.00	22,385.51	154,982.44	0.00	31,017.56	16.68 %
001-0600-5210	Service & Repair - Vehicle	60,012.00	74,932.44	4,698.91	82,685.22	2,548.06	-10,300.84	-13.75 %
001-0600-5212	Service & Repair - Equipment	1,500.00	1,500.00	0.00	852.64	0.00	647.36	43.16 %
001-0600-5213	Equipment Repairs	3,000.00	3,000.00	0.00	0.00	0.00	3,000.00	100.00 %
001-0600-5214	Service & Repair - Heavy Equip	750.00	750.00	0.00	0.00	0.00	750.00	100.00 %
001-0600-5218	Tire Expense	15,000.00	15,000.00	0.00	11,097.93	0.00	3,902.07	26.01 %
001-0600-5225	Insurance Expense - Vehicle	30,638.00	30,638.00	0.00	32,646.05	0.00	-2,008.05	-6.55 %
001-0600-5230	Radios	5,000.00	5,000.00	0.00	1,453.63	0.00	3,546.37	70.93 %
001-0600-5245	Narcotics Rental	60,000.00	60,000.00	4,036.15	36,325.35	12,108.45	11,566.20	19.28 %
	Category: E20 - Vehicle Expense Total:	**361,900.00**	**376,820.44**	**31,120.57**	**320,043.26**	**14,656.51**	**42,120.67**	**11.18%**

		Original Total Budget	Current Total Budget	Period Activity	Fiscal Activity	Encumbrances	Variance Favorable (Unfavorable)	Percent Remaining
Category: E30 - Supply Expense								
001-0600-5300	Supplies - Office	6,000.00	6,000.00	60.88	3,236.18	197.81	2,566.01	42.77 %
001-0600-5310	Supplies - Weapons	3,000.00	3,000.00	0.00	884.95	0.00	2,115.05	70.50 %
001-0600-5312	Supplies - Ammunition	18,000.00	18,000.00	0.00	10,313.13	7,434.78	252.09	1.40 %
001-0600-5314	Supplies - Vests	10,750.00	10,750.00	0.00	20,317.99	0.00	-9,567.99	-89.00 %
001-0600-5322	Supplies - Operating - CID	2,900.00	2,900.00	80.63	460.41	390.24	2,049.35	70.67 %
001-0600-5350	Postage Expense	800.00	800.00	20.96	363.51	63.60	372.89	46.61 %
001-0600-5380	Prisoner Care Expense	500.00	500.00	0.00	376.14	0.00	123.86	24.77 %
	Category: E30 - Supply Expense Total:	**41,950.00**	**41,950.00**	**162.47**	**35,952.31**	**8,086.43**	**-2,088.74**	**-4.98%**
Category: E40 - Operations Expense								
001-0600-5480	Dues & Subscriptions	2,500.00	2,500.00	750.00	1,690.00	0.00	810.00	32.40 %
001-0600-5525	Comm Crime Prevention Outreach	5,900.00	5,900.00	0.00	4,878.39	46.30	975.31	16.53 %
001-0600-5530	Safety Program	2,000.00	2,000.00	0.00	0.00	0.00	2,000.00	100.00 %
001-0600-5531	Radios - Police	980.00	980.00	0.00	160.97	60.24	758.79	77.43 %
	Category: E40 - Operations Expense Total:	**11,380.00**	**11,380.00**	**750.00**	**6,729.36**	**106.54**	**4,544.10**	**39.93%**
Category: E55 - Professional Services								
001-0600-5553	Prof Services - Advertising	500.00	500.00	0.00	0.00	0.00	500.00	100.00 %
001-0600-5586	Prof Services - Other	6,000.00	6,000.00	723.61	3,849.10	0.00	2,150.90	35.85 %
001-0600-5589	Prof Services - Printing	500.00	500.00	0.00	328.50	0.00	171.50	34.30 %
	Category: E55 - Professional Services Total:	**7,000.00**	**7,000.00**	**723.61**	**4,177.60**	**0.00**	**2,822.40**	**40.32%**
Category: E60 - Miscellaneous Expense								
001-0600-5600	Miscellaneous Expense	0.00	0.00	0.00	0.00	59,425.00	-59,425.00	0.00 %
001-0600-5604	Hardware - New & Renewals	64,000.00	158,534.06	37,771.24	132,242.53	2,902.44	23,389.09	14.75 %
001-0600-5608	Software - New & Renewals	50,000.00	50,000.00	123.35	50,156.01	150.00	-306.01	-0.61 %
001-0600-5616	Interpreter-Police	500.00	500.00	0.00	0.00	0.00	500.00	100.00 %
001-0600-5617	Misc/Equipment Police	800.00	800.00	0.00	594.87	205.13	0.00	0.00 %
	Category: E60 - Miscellaneous Expense Total:	**115,300.00**	**209,834.06**	**37,894.59**	**182,993.41**	**62,682.57**	**-35,841.92**	**-17.08%**
Category: E70 - Grant Expense								
001-0600-5700	Grant Expense	0.00	0.00	0.00	10,000.00	0.00	-10,000.00	0.00 %
001-0600-5704	Grant Expense JAG	75,000.00	75,000.00	0.00	0.00	0.00	75,000.00	100.00 %
001-0600-5705	Grant Expense - DUI/Step	26,700.00	26,700.00	2,057.66	16,804.63	0.00	9,895.37	37.06 %
	Category: E70 - Grant Expense Total:	**101,700.00**	**101,700.00**	**2,057.66**	**26,804.63**	**0.00**	**74,895.37**	**73.64%**
Category: E72 - Bond Expense								
001-0600-5840	Principal for Loans	121,540.34	121,540.34	10,146.02	90,690.78	30,542.70	306.86	0.25 %
	Category: E72 - Bond Expense Total:	**121,540.34**	**121,540.34**	**10,146.02**	**90,690.78**	**30,542.70**	**306.86**	**0.25%**
Category: E80 - Capital Assets								
001-0600-5820	Right to Use Asset	439,914.00	439,914.00	47,723.46	416,893.11	1,369,985.48	-1,346,964.59	-306.19 %
001-0600-5898	Capital Asset Contra	0.00	0.00	0.00	-7,068.49	0.00	7,068.49	0.00 %
	Category: E80 - Capital Assets Total:	**439,914.00**	**439,914.00**	**47,723.46**	**409,824.62**	**1,369,985.48**	**-1,339,896.10**	**-304.58%**

		Original Total Budget	Current Total Budget	Period Activity	Fiscal Activity	Encumbrances	Variance Favorable (Unfavorable)	Percent Remaining
Category: E85 - Interest Expense								
001-0600-5850	Interest Expense	20,496.56	20,496.56	3,607.37	13,392.31	73,931.51	-66,827.26	-326.04 %
	Category: E85 - Interest Expense Total:	**20,496.56**	**20,496.56**	**3,607.37**	**13,392.31**	**73,931.51**	**-66,827.26**	**-326.04%**
	Expense Total:	**5,718,852.60**	**6,016,821.30**	**433,512.45**	**4,584,030.34**	**1,576,533.02**	**-143,742.06**	**-2.39%**
	Department: 0600 - Police Surplus (Deficit):	**-3,893,210.60**	**-4,184,432.70**	**-288,224.08**	**-3,272,055.80**	**-1,576,533.02**	**-664,156.12**	**-15.87%**
Department: 0610 - Police - Non Uniform was Dispatch								
Expense								
Category: E01 - Personnel Expense								
001-0610-5000	Salary Expense	328,213.57	328,213.57	25,879.89	249,921.74	0.00	78,291.83	23.85 %
001-0610-5010	Overtime Expense	500.00	500.00	0.00	0.00	0.00	500.00	100.00 %
001-0610-5020	FICA Expense	25,146.59	25,146.59	1,898.05	18,393.05	0.00	6,753.54	26.86 %
001-0610-5022	Unemployment Expense	98.00	98.00	0.00	111.98	0.00	-13.98	-14.27 %
001-0610-5025	Worker's Comp Expense	16,000.00	16,000.00	0.00	18,989.27	0.00	-2,989.27	-18.68 %
001-0610-5030	APERS Expense	50,358.92	50,358.92	3,964.81	38,252.88	0.00	12,106.04	24.04 %
001-0610-5040	Health Insurance Expense	78,983.76	78,983.76	5,957.72	51,285.16	0.00	27,698.60	35.07 %
001-0610-5050	Physical & Drug Screen Exp	500.00	500.00	0.00	96.00	0.00	404.00	80.80 %
	Category: E01 - Personnel Expense Total:	**499,800.84**	**499,800.84**	**37,700.47**	**377,050.08**	**0.00**	**122,750.76**	**24.56%**
Category: E64 - Reimbursement								
001-0610-5650	Emerg Telephone Service Exp	128,000.00	128,000.00	0.00	149,107.50	0.00	-21,107.50	-16.49 %
	Category: E64 - Reimbursement Total:	**128,000.00**	**128,000.00**	**0.00**	**149,107.50**	**0.00**	**-21,107.50**	**-16.49%**
	Expense Total:	**627,800.84**	**627,800.84**	**37,700.47**	**526,157.58**	**0.00**	**101,643.26**	**16.19%**
	Department: 0610 - Police - Non Uniform was Dispatch Total:	**627,800.84**	**627,800.84**	**37,700.47**	**526,157.58**	**0.00**	**101,643.26**	**16.19%**
Department: 0620 - Police - SRO								
Revenue								
Category: R64 - Reimbursement								
001-0620-4640	Reimbursement Rev- SRO	449,000.00	449,000.00	0.00	376,655.87	0.00	-72,344.13	16.11 %
	Category: R64 - Reimbursement Total:	**449,000.00**	**449,000.00**	**0.00**	**376,655.87**	**0.00**	**-72,344.13**	**16.11%**
	Revenue Total:	**449,000.00**	**449,000.00**	**0.00**	**376,655.87**	**0.00**	**-72,344.13**	**16.11%**
Expense								
Category: E01 - Personnel Expense								
001-0620-5000	Salary Expense	476,173.93	476,173.93	38,694.56	427,415.80	0.00	48,758.13	10.24 %
001-0620-5010	Overtime Expense	10,000.00	10,000.00	0.00	4,633.94	0.00	5,366.06	53.66 %
001-0620-5020	FICA Expense	39,670.80	39,670.80	2,871.79	32,316.67	0.00	7,354.13	18.54 %
001-0620-5022	Unemployment Expense	126.00	126.00	0.00	126.05	0.00	-0.05	-0.04 %
001-0620-5025	Worker's Comp Expense	7,900.00	7,900.00	0.00	10,332.01	0.00	-2,432.01	-30.78 %
001-0620-5035	LOPFI Expense	124,814.85	124,814.85	9,538.95	103,790.89	0.00	21,023.96	16.84 %
001-0620-5036	LOPFI Prem Advance	-35,000.00	-35,000.00	-9,538.95	-32,710.38	0.00	-2,289.62	6.54 %
001-0620-5040	Health Insurance Expense	122,952.72	122,952.72	9,021.80	76,302.31	0.00	46,650.41	37.94 %
001-0620-5050	Physical & Drug Screen Exp	500.00	500.00	48.00	144.00	0.00	356.00	71.20 %

		Original Total Budget	Current Total Budget	Period Activity	Fiscal Activity	Encumbrances	Variance Favorable (Unfavorable)	Percent Remaining
001-0620-5055	Uniform Expense	0.00	5,760.00	754.04	6,997.38	0.00	-1,237.38	-21.48 %
001-0620-5056	Uniform Expenses - PR Benefit	9,000.00	3,240.00	240.00	2,550.00	0.00	690.00	21.30 %
001-0620-5060	Travel & Training Expense	15,000.00	15,000.00	250.00	3,528.32	0.00	11,471.68	76.48 %
	Category: E01 - Personnel Expense Total:	**771,138.30**	**771,138.30**	**51,880.19**	**635,426.99**	**0.00**	**135,711.31**	**17.60%**
Category: E10 - Building & Grounds Exp								
001-0620-5116	Communication Exp - Cellular	9,600.00	9,600.00	785.58	3,062.94	1,600.00	4,937.06	51.43 %
	Category: E10 - Building & Grounds Exp Total:	**9,600.00**	**9,600.00**	**785.58**	**3,062.94**	**1,600.00**	**4,937.06**	**51.43%**
Category: E60 - Miscellaneous Expense								
001-0620-5608	Software - New & Renewals	2,500.00	2,500.00	0.00	2,000.00	0.00	500.00	20.00 %
	Category: E60 - Miscellaneous Expense Total:	**2,500.00**	**2,500.00**	**0.00**	**2,000.00**	**0.00**	**500.00**	**20.00%**
	Expense Total:	**783,238.30**	**783,238.30**	**52,665.77**	**640,489.93**	**1,600.00**	**141,148.37**	**18.02%**
	Department: 0620 - Police - SRO Surplus (Deficit):	**-334,238.30**	**-334,238.30**	**-52,665.77**	**-263,834.06**	**-1,600.00**	**68,804.24**	**20.59%**
Department: 0630 - Police - K9								
Expense								
Category: E30 - Supply Expense								
001-0630-5306	Supplies - Food Allowance	3,000.00	3,000.00	248.45	1,739.15	483.82	777.03	25.90 %
	Category: E30 - Supply Expense Total:	**3,000.00**	**3,000.00**	**248.45**	**1,739.15**	**483.82**	**777.03**	**25.90%**
Category: E40 - Operations Expense								
001-0630-5500	K9 Training	5,500.00	5,500.00	1,816.54	2,931.46	258.52	2,310.02	42.00 %
	Category: E40 - Operations Expense Total:	**5,500.00**	**5,500.00**	**1,816.54**	**2,931.46**	**258.52**	**2,310.02**	**42.00%**
Category: E55 - Professional Services								
001-0630-5592	Prof Services - Veterinarian	3,000.00	3,000.00	494.58	1,008.97	164.22	1,826.81	60.89 %
	Category: E55 - Professional Services Total:	**3,000.00**	**3,000.00**	**494.58**	**1,008.97**	**164.22**	**1,826.81**	**60.89%**
	Expense Total:	**11,500.00**	**11,500.00**	**2,559.57**	**5,679.58**	**906.56**	**4,913.86**	**42.73%**
	Department: 0630 - Police - K9 Total:	**11,500.00**	**11,500.00**	**2,559.57**	**5,679.58**	**906.56**	**4,913.86**	**42.73%**
	Fund: 001 - General Fund Surplus (Deficit):	**348.43**	**-2,572,430.58**	**-140,127.00**	**-1,883,882.50**	**-7,542,483.26**	**-6,853,935.18**	**-266.44%**
Fund: 002 - Sales Tax Fund								
Department: 0100 - Administration								
Revenue								
Category: R10 - Taxes - Sales								
002-0100-4105	One Cent Sales Tax	6,851,648.00	6,851,648.00	576,154.08	5,187,142.71	0.00	-1,664,505.29	24.29 %
	Category: R10 - Taxes - Sales Total:	**6,851,648.00**	**6,851,648.00**	**576,154.08**	**5,187,142.71**	**0.00**	**-1,664,505.29**	**24.29%**
	Revenue Total:	**6,851,648.00**	**6,851,648.00**	**576,154.08**	**5,187,142.71**	**0.00**	**-1,664,505.29**	**24.29%**

		Original Total Budget	Current Total Budget	Period Activity	Fiscal Activity	Encumbrances	Variance Favorable (Unfavorable)	Percent Remaining
Expense								
Category: E62 - Intergovernmental Tsfr								
002-0100-5620	Xfer to General	6,851,648.00	6,851,648.00	570,971.00	5,138,739.00	0.00	1,712,909.00	25.00 %
Category: E62 - Intergovernmental Tsfr Total:		**6,851,648.00**	**6,851,648.00**	**570,971.00**	**5,138,739.00**	**0.00**	**1,712,909.00**	**25.00%**
Expense Total:		**6,851,648.00**	**6,851,648.00**	**570,971.00**	**5,138,739.00**	**0.00**	**1,712,909.00**	**25.00%**
Department: 0100 - Administration Surplus (Deficit):		**0.00**	**0.00**	**5,183.08**	**48,403.71**	**0.00**	**48,403.71**	**0.00%**
Fund: 002 - Sales Tax Fund Surplus (Deficit):		**0.00**	**0.00**	**5,183.08**	**48,403.71**	**0.00**	**48,403.71**	**0.00%**
Fund: 003 - Franchise Fees Fund								
Department: 0100 - Administration								
Revenue								
Category: R50 - Sale of Services								
003-0100-4502	AT&T / SW Bell Franchise Fee	35,000.00	35,000.00	0.00	13,528.40	0.00	-21,471.60	61.35 %
003-0100-4506	Centerpoint Energy Franchise Fee	220,000.00	220,000.00	10,449.98	283,065.64	0.00	63,065.64	128.67 %
003-0100-4508	Fidelity Franchise Fee	10,000.00	10,000.00	0.00	6,272.96	0.00	-3,727.04	37.27 %
003-0100-4510	Comcast Cable Franchise Fee	60,000.00	60,000.00	0.00	31,973.80	0.00	-28,026.20	46.71 %
003-0100-4512	Ripple Fiber Revenue	0.00	0.00	7,732.70	7,732.70	0.00	7,732.70	0.00 %
003-0100-4526	Entergy Franchise Fee	675,000.00	675,000.00	111,543.52	685,805.54	0.00	10,805.54	101.60 %
003-0100-4528	First Electric Franchise Fee	370,000.00	370,000.00	49,412.88	359,298.60	0.00	-10,701.40	2.89 %
003-0100-4564	Windstream Franchise Fee	15,000.00	15,000.00	0.00	9,839.78	0.00	-5,160.22	34.40 %
Category: R50 - Sale of Services Total:		**1,385,000.00**	**1,385,000.00**	**179,139.08**	**1,397,517.42**	**0.00**	**12,517.42**	**0.90%**
Revenue Total:		**1,385,000.00**	**1,385,000.00**	**179,139.08**	**1,397,517.42**	**0.00**	**12,517.42**	**0.90%**
Expense								
Category: E62 - Intergovernmental Tsfr								
003-0100-5620	Xfer to General	258,600.00	258,600.00	21,550.00	193,950.00	0.00	64,650.00	25.00 %
Category: E62 - Intergovernmental Tsfr Total:		**258,600.00**	**258,600.00**	**21,550.00**	**193,950.00**	**0.00**	**64,650.00**	**25.00%**
Expense Total:		**258,600.00**	**258,600.00**	**21,550.00**	**193,950.00**	**0.00**	**64,650.00**	**25.00%**
Department: 0100 - Administration Surplus (Deficit):		**1,126,400.00**	**1,126,400.00**	**157,589.08**	**1,203,567.42**	**0.00**	**77,167.42**	**-6.85%**
Department: 0800 - Street								
Expense								
Category: E62 - Intergovernmental Tsfr								
003-0800-5622	Xfer to Fund Bond Funds	1,125,817.00	1,125,817.00	93,110.58	834,155.44	279,331.77	12,329.79	1.10 %
Category: E62 - Intergovernmental Tsfr Total:		**1,125,817.00**	**1,125,817.00**	**93,110.58**	**834,155.44**	**279,331.77**	**12,329.79**	**1.10%**
Expense Total:		**1,125,817.00**	**1,125,817.00**	**93,110.58**	**834,155.44**	**279,331.77**	**12,329.79**	**1.10%**
Department: 0800 - Street Total:		**1,125,817.00**	**1,125,817.00**	**93,110.58**	**834,155.44**	**279,331.77**	**12,329.79**	**1.10%**
Fund: 003 - Franchise Fees Fund Surplus (Deficit):		**583.00**	**583.00**	**64,478.50**	**369,411.98**	**-279,331.77**	**89,497.21**	**15,351.15%**

		Original Total Budget	Current Total Budget	Period Activity	Fiscal Activity	Encumbrances	Variance Favorable (Unfavorable)	Percent Remaining
Fund: 005 - Designated Tax Fund								
Department: 0200 - Animal Control								
Revenue								
Category: R10 - Taxes - Sales								
005-0200-4100	Designated Tax - AC	685,165.00	685,165.00	57,615.41	518,714.29	0.00	-166,450.71	24.29 %
	Category: R10 - Taxes - Sales Total:	**685,165.00**	**685,165.00**	**57,615.41**	**518,714.29**	**0.00**	**-166,450.71**	**24.29%**
	Revenue Total:	**685,165.00**	**685,165.00**	**57,615.41**	**518,714.29**	**0.00**	**-166,450.71**	**24.29%**
Expense								
Category: E62 - Intergovernmental Tsfr								
005-0200-5620	Xfer to General - AC	685,165.00	685,165.00	57,097.00	513,873.00	0.00	171,292.00	25.00 %
	Category: E62 - Intergovernmental Tsfr Total:	**685,165.00**	**685,165.00**	**57,097.00**	**513,873.00**	**0.00**	**171,292.00**	**25.00%**
	Expense Total:	**685,165.00**	**685,165.00**	**57,097.00**	**513,873.00**	**0.00**	**171,292.00**	**25.00%**
	Department: 0200 - Animal Control Surplus (Deficit):	**0.00**	**0.00**	**518.41**	**4,841.29**	**0.00**	**4,841.29**	**0.00%**
Department: 0400 - Parks								
Revenue								
Category: R10 - Taxes - Sales								
005-0400-4100	Designated Tax - Park	685,165.00	685,165.00	57,615.41	518,714.29	0.00	-166,450.71	24.29 %
	Category: R10 - Taxes - Sales Total:	**685,165.00**	**685,165.00**	**57,615.41**	**518,714.29**	**0.00**	**-166,450.71**	**24.29%**
	Revenue Total:	**685,165.00**	**685,165.00**	**57,615.41**	**518,714.29**	**0.00**	**-166,450.71**	**24.29%**
Expense								
Category: E62 - Intergovernmental Tsfr								
005-0400-5620	Xfer to General - Park	685,165.00	685,165.00	57,097.00	513,873.00	0.00	171,292.00	25.00 %
	Category: E62 - Intergovernmental Tsfr Total:	**685,165.00**	**685,165.00**	**57,097.00**	**513,873.00**	**0.00**	**171,292.00**	**25.00%**
	Expense Total:	**685,165.00**	**685,165.00**	**57,097.00**	**513,873.00**	**0.00**	**171,292.00**	**25.00%**
	Department: 0400 - Parks Surplus (Deficit):	**0.00**	**0.00**	**518.41**	**4,841.29**	**0.00**	**4,841.29**	**0.00%**
Department: 0500 - Fire								
Revenue								
Category: R10 - Taxes - Sales								
005-0500-4100	Designated Tax - Fire	1,712,912.00	1,712,912.00	144,038.52	1,296,785.68	0.00	-416,126.32	24.29 %
	Category: R10 - Taxes - Sales Total:	**1,712,912.00**	**1,712,912.00**	**144,038.52**	**1,296,785.68**	**0.00**	**-416,126.32**	**24.29%**
	Revenue Total:	**1,712,912.00**	**1,712,912.00**	**144,038.52**	**1,296,785.68**	**0.00**	**-416,126.32**	**24.29%**
Expense								
Category: E62 - Intergovernmental Tsfr								
005-0500-5620	Xfer to General - Fire	1,712,912.00	1,712,912.00	142,743.00	1,284,687.00	0.00	428,225.00	25.00 %
	Category: E62 - Intergovernmental Tsfr Total:	**1,712,912.00**	**1,712,912.00**	**142,743.00**	**1,284,687.00**	**0.00**	**428,225.00**	**25.00%**
	Expense Total:	**1,712,912.00**	**1,712,912.00**	**142,743.00**	**1,284,687.00**	**0.00**	**428,225.00**	**25.00%**
	Department: 0500 - Fire Surplus (Deficit):	**0.00**	**0.00**	**1,295.52**	**12,098.68**	**0.00**	**12,098.68**	**0.00%**

		Original Total Budget	Current Total Budget	Period Activity	Fiscal Activity	Encumbrances	Variance Favorable (Unfavorable)	Percent Remaining
Department: 0600 - Police								
Revenue								
Category: R10 - Taxes - Sales								
005-0600-4100	Designated Tax - Police	1,712,912.00	1,712,912.00	144,038.52	1,296,785.68	0.00	-416,126.32	24.29 %
	Category: R10 - Taxes - Sales Total:	**1,712,912.00**	**1,712,912.00**	**144,038.52**	**1,296,785.68**	**0.00**	**-416,126.32**	**24.29%**
	Revenue Total:	**1,712,912.00**	**1,712,912.00**	**144,038.52**	**1,296,785.68**	**0.00**	**-416,126.32**	**24.29%**
Expense								
Category: E62 - Intergovernmental Tsfr								
005-0600-5620	Xfer to General - Police	1,712,912.00	1,712,912.00	142,743.00	1,284,687.00	0.00	428,225.00	25.00 %
	Category: E62 - Intergovernmental Tsfr Total:	**1,712,912.00**	**1,712,912.00**	**142,743.00**	**1,284,687.00**	**0.00**	**428,225.00**	**25.00%**
	Expense Total:	**1,712,912.00**	**1,712,912.00**	**142,743.00**	**1,284,687.00**	**0.00**	**428,225.00**	**25.00%**
	Department: 0600 - Police Surplus (Deficit):	**0.00**	**0.00**	**1,295.52**	**12,098.68**	**0.00**	**12,098.68**	**0.00%**
Department: 0800 - Street								
Revenue								
Category: R10 - Taxes - Sales								
005-0800-4100	Designated Tax - Street	2,055,494.00	2,055,494.00	172,846.22	1,556,142.77	0.00	-499,351.23	24.29 %
	Category: R10 - Taxes - Sales Total:	**2,055,494.00**	**2,055,494.00**	**172,846.22**	**1,556,142.77**	**0.00**	**-499,351.23**	**24.29%**
	Revenue Total:	**2,055,494.00**	**2,055,494.00**	**172,846.22**	**1,556,142.77**	**0.00**	**-499,351.23**	**24.29%**
Expense								
Category: E62 - Intergovernmental Tsfr								
005-0800-5622	Xfer to Street	2,055,494.00	2,055,494.00	171,291.00	1,541,619.00	0.00	513,875.00	25.00 %
	Category: E62 - Intergovernmental Tsfr Total:	**2,055,494.00**	**2,055,494.00**	**171,291.00**	**1,541,619.00**	**0.00**	**513,875.00**	**25.00%**
	Expense Total:	**2,055,494.00**	**2,055,494.00**	**171,291.00**	**1,541,619.00**	**0.00**	**513,875.00**	**25.00%**
	Department: 0800 - Street Surplus (Deficit):	**0.00**	**0.00**	**1,555.22**	**14,523.77**	**0.00**	**14,523.77**	**0.00%**
	Fund: 005 - Designated Tax Fund Surplus (Deficit):	**0.00**	**0.00**	**5,183.08**	**48,403.71**	**0.00**	**48,403.71**	**0.00%**
Fund: 010 - Electronic Tax								
Department: 0100 - Administration								
Revenue								
Category: R85 - Interest Revenue								
010-0100-4850	Interest Revenue	0.00	0.00	553.78	1,616.57	0.00	1,616.57	0.00 %
	Category: R85 - Interest Revenue Total:	**0.00**	**0.00**	**553.78**	**1,616.57**	**0.00**	**1,616.57**	**0.00%**
	Revenue Total:	**0.00**	**0.00**	**553.78**	**1,616.57**	**0.00**	**1,616.57**	**0.00%**
	Department: 0100 - Administration Total:	**0.00**	**0.00**	**553.78**	**1,616.57**	**0.00**	**1,616.57**	**0.00%**
	Fund: 010 - Electronic Tax Total:	**0.00**	**0.00**	**553.78**	**1,616.57**	**0.00**	**1,616.57**	**0.00%**

		Original Total Budget	Current Total Budget	Period Activity	Fiscal Activity	Encumbrances	Variance Favorable (Unfavorable)	Percent Remaining
Fund: 020 - Animal Control Donation								
Department: 0200 - Animal Control								
Revenue								
Category: R68 - Donation Revenue								
020-0200-4680	Donation Revenue Ord 2011-24	2,500.00	2,500.00	0.00	0.00	0.00	-2,500.00	100.00 %
	Category: R68 - Donation Revenue Total:	**2,500.00**	**2,500.00**	**0.00**	**0.00**	**0.00**	**-2,500.00**	**100.00%**
	Revenue Total:	**2,500.00**	**2,500.00**	**0.00**	**0.00**	**0.00**	**-2,500.00**	**100.00%**
Expense								
Category: E55 - Professional Services								
020-0200-5580	AC Donation Expense	2,500.00	4,000.00	0.00	4,807.88	0.00	-807.88	-20.20 %
	Category: E55 - Professional Services Total:	**2,500.00**	**4,000.00**	**0.00**	**4,807.88**	**0.00**	**-807.88**	**-20.20%**
	Expense Total:	**2,500.00**	**4,000.00**	**0.00**	**4,807.88**	**0.00**	**-807.88**	**-20.20%**
	Department: 0200 - Animal Control Surplus (Deficit):	**0.00**	**-1,500.00**	**0.00**	**-4,807.88**	**0.00**	**-3,307.88**	**-220.53%**
	Fund: 020 - Animal Control Donation Surplus (Deficit):	**0.00**	**-1,500.00**	**0.00**	**-4,807.88**	**0.00**	**-3,307.88**	**-220.53%**
Fund: 030 - Act 1256 of 1995 Court								
Department: 0300 - Court								
Revenue								
Category: R40 - Fines & Forfeitures								
030-0300-4404	Act 1256 Civil Division	71,250.00	71,250.00	2,170.00	22,260.00	0.00	-48,990.00	68.76 %
030-0300-4406	Act 1256 District Court Rev	330,000.00	330,000.00	25,259.80	238,709.75	0.00	-91,290.25	27.66 %
	Category: R40 - Fines & Forfeitures Total:	**401,250.00**	**401,250.00**	**27,429.80**	**260,969.75**	**0.00**	**-140,280.25**	**34.96%**
	Revenue Total:	**401,250.00**	**401,250.00**	**27,429.80**	**260,969.75**	**0.00**	**-140,280.25**	**34.96%**
Expense								
Category: E01 - Personnel Expense								
030-0300-5072	Act 1256 Judge Retirement	5,200.00	5,200.00	0.00	0.00	0.00	5,200.00	100.00 %
	Category: E01 - Personnel Expense Total:	**5,200.00**	**5,200.00**	**0.00**	**0.00**	**0.00**	**5,200.00**	**100.00%**
Category: E40 - Operations Expense								
030-0300-5400	Act 316 of 1991 Expense	250.00	250.00	68.57	652.42	0.00	-402.42	-160.97 %
030-0300-5415	Act 918 of 1983 Expense	17,500.00	17,500.00	1,302.92	12,396.06	0.00	5,103.94	29.17 %
030-0300-5425	Act 1256 Co Admin of Justice	140,500.00	140,500.00	6,857.45	65,242.45	0.00	75,257.55	53.56 %
030-0300-5430	Act 1256 Court Costs	15,250.00	15,250.00	1,165.77	11,091.22	0.00	4,158.78	27.27 %
030-0300-5435	Act 1256 City Attorney	28,500.00	28,500.00	2,194.38	20,877.58	0.00	7,622.42	26.75 %
030-0300-5440	Act 1256 DFA (State)	167,150.00	167,150.00	13,714.90	130,484.86	0.00	36,665.14	21.94 %
030-0300-5445	Act 1256 Ordinance 89-15	26,000.00	26,000.00	1,988.66	18,920.31	0.00	7,079.69	27.23 %

		Original Total Budget	Current Total Budget	Period Activity	Fiscal Activity	Encumbrances	Variance Favorable (Unfavorable)	Percent Remaining
030-0300-5495	Act 1256 Intoximeter Expense	900.00	900.00	137.15	1,304.84	0.00	-404.84	-44.98 %
	Category: E40 - Operations Expense Total:	**396,050.00**	**396,050.00**	**27,429.80**	**260,969.74**	**0.00**	**135,080.26**	**34.11%**
	Expense Total:	**401,250.00**	**401,250.00**	**27,429.80**	**260,969.74**	**0.00**	**140,280.26**	**34.96%**
	Department: 0300 - Court Surplus (Deficit):	**0.00**	**0.00**	**0.00**	**0.01**	**0.00**	**0.01**	**0.00%**
	Fund: 030 - Act 1256 of 1995 Court Surplus (Deficit):	**0.00**	**0.00**	**0.00**	**0.01**	**0.00**	**0.01**	**0.00%**
Fund: 031 - Act 1809 of 2001 Court Auto								
Department: 0300 - Court								
Revenue								
Category: R40 - Fines & Forfeitures								
031-0300-4408	Act 1809 of 2001 Revenue	36,000.00	36,000.00	3,145.00	35,914.60	0.00	-85.40	0.24 %
	Category: R40 - Fines & Forfeitures Total:	**36,000.00**	**36,000.00**	**3,145.00**	**35,914.60**	**0.00**	**-85.40**	**0.24%**
Category: R62 - Intergovernmental Tsfrs								
031-0300-4623	Xfer from Other Fund	0.00	0.00	0.00	50,088.94	0.00	50,088.94	0.00 %
	Category: R62 - Intergovernmental Tsfrs Total:	**0.00**	**0.00**	**0.00**	**50,088.94**	**0.00**	**50,088.94**	**0.00%**
Category: R85 - Interest Revenue								
031-0300-4850	Interest Revenue	0.00	0.00	184.61	1,231.16	0.00	1,231.16	0.00 %
	Category: R85 - Interest Revenue Total:	**0.00**	**0.00**	**184.61**	**1,231.16**	**0.00**	**1,231.16**	**0.00%**
	Revenue Total:	**36,000.00**	**36,000.00**	**3,329.61**	**87,234.70**	**0.00**	**51,234.70**	**142.32%**
Expense								
Category: E60 - Miscellaneous Expense								
031-0300-5608	Software - New & Renewals	36,000.00	36,000.00	6,166.00	31,357.51	8,914.95	-4,272.46	-11.87 %
	Category: E60 - Miscellaneous Expense Total:	**36,000.00**	**36,000.00**	**6,166.00**	**31,357.51**	**8,914.95**	**-4,272.46**	**-11.87%**
	Expense Total:	**36,000.00**	**36,000.00**	**6,166.00**	**31,357.51**	**8,914.95**	**-4,272.46**	**-11.87%**
	Department: 0300 - Court Surplus (Deficit):	**0.00**	**0.00**	**-2,836.39**	**55,877.19**	**-8,914.95**	**46,962.24**	**0.00%**
	Fund: 031 - Act 1809 of 2001 Court Auto Surplus (Deficit):	**0.00**	**0.00**	**-2,836.39**	**55,877.19**	**-8,914.95**	**46,962.24**	**0.00%**
Fund: 045 - Park 1/8 SalesTax O & M								
Department: 0400 - Parks								
Revenue								
Category: R10 - Taxes - Sales								
045-0400-4110	Park 1/8 Sales Tax	830,950.00	830,950.00	72,019.26	648,392.83	0.00	-182,557.17	21.97 %
	Category: R10 - Taxes - Sales Total:	**830,950.00**	**830,950.00**	**72,019.26**	**648,392.83**	**0.00**	**-182,557.17**	**21.97%**
	Revenue Total:	**830,950.00**	**830,950.00**	**72,019.26**	**648,392.83**	**0.00**	**-182,557.17**	**21.97%**

		Original Total Budget	Current Total Budget	Period Activity	Fiscal Activity	Encumbrances	Variance Favorable (Unfavorable)	Percent Remaining
Expense								
Category: E62 - Intergovernmental Tsfr								
045-0400-5620	Xfer to General	830,950.00	830,950.00	71,371.00	642,339.00	0.00	188,611.00	22.70 %
Category: E62 - Intergovernmental Tsfr Total:		**830,950.00**	**830,950.00**	**71,371.00**	**642,339.00**	**0.00**	**188,611.00**	**22.70%**
Expense Total:		**830,950.00**	**830,950.00**	**71,371.00**	**642,339.00**	**0.00**	**188,611.00**	**22.70%**
Department: 0400 - Parks Surplus (Deficit):		**0.00**	**0.00**	**648.26**	**6,053.83**	**0.00**	**6,053.83**	**0.00%**
Fund: 045 - Park 1/8 SalesTax O & M Surplus (Deficit):		**0.00**	**0.00**	**648.26**	**6,053.83**	**0.00**	**6,053.83**	**0.00%**
Fund: 051 - Act 833 of 1991 Fire								
Department: 0500 - Fire								
Revenue								
Category: R15 - Taxes - Property								
051-0500-4150	State Turnback	28,000.00	28,000.00	12,060.24	32,409.36	0.00	4,409.36	115.75 %
Category: R15 - Taxes - Property Total:		**28,000.00**	**28,000.00**	**12,060.24**	**32,409.36**	**0.00**	**4,409.36**	**15.75%**
Revenue Total:		**28,000.00**	**28,000.00**	**12,060.24**	**32,409.36**	**0.00**	**4,409.36**	**15.75%**
Expense								
Category: E40 - Operations Expense								
051-0500-5410	Act 833 Expense	145,000.00	145,000.00	0.00	0.00	0.00	145,000.00	100.00 %
Category: E40 - Operations Expense Total:		**145,000.00**	**145,000.00**	**0.00**	**0.00**	**0.00**	**145,000.00**	**100.00%**
Expense Total:		**145,000.00**	**145,000.00**	**0.00**	**0.00**	**0.00**	**145,000.00**	**100.00%**
Department: 0500 - Fire Surplus (Deficit):		**-117,000.00**	**-117,000.00**	**12,060.24**	**32,409.36**	**0.00**	**149,409.36**	**127.70%**
Fund: 051 - Act 833 of 1991 Fire Surplus (Deficit):		**-117,000.00**	**-117,000.00**	**12,060.24**	**32,409.36**	**0.00**	**149,409.36**	**127.70%**
Fund: 055 - Fire 3/8 SalesTax								
Department: 0500 - Fire								
Revenue								
Category: R10 - Taxes - Sales								
055-0500-4120	Fire 3/8 Sales Tax	2,492,850.00	2,492,850.00	216,057.79	1,945,178.56	0.00	-547,671.44	21.97 %
Category: R10 - Taxes - Sales Total:		**2,492,850.00**	**2,492,850.00**	**216,057.79**	**1,945,178.56**	**0.00**	**-547,671.44**	**21.97%**
Revenue Total:		**2,492,850.00**	**2,492,850.00**	**216,057.79**	**1,945,178.56**	**0.00**	**-547,671.44**	**21.97%**
Expense								
Category: E62 - Intergovernmental Tsfr								
055-0500-5620	Xfer to General	2,492,850.00	2,492,850.00	214,114.00	1,927,026.00	0.00	565,824.00	22.70 %
Category: E62 - Intergovernmental Tsfr Total:		**2,492,850.00**	**2,492,850.00**	**214,114.00**	**1,927,026.00**	**0.00**	**565,824.00**	**22.70%**
Expense Total:		**2,492,850.00**	**2,492,850.00**	**214,114.00**	**1,927,026.00**	**0.00**	**565,824.00**	**22.70%**
Department: 0500 - Fire Surplus (Deficit):		**0.00**	**0.00**	**1,943.79**	**18,152.56**	**0.00**	**18,152.56**	**0.00%**
Fund: 055 - Fire 3/8 SalesTax Surplus (Deficit):		**0.00**	**0.00**	**1,943.79**	**18,152.56**	**0.00**	**18,152.56**	**0.00%**

		Original Total Budget	Current Total Budget	Period Activity	Fiscal Activity	Encumbrances	Variance Favorable (Unfavorable)	Percent Remaining
Fund: 061 - Act 918 of 1983 Police								
Department: 0600 - Police								
Revenue								
Category: R40 - Fines & Forfeitures								
061-0600-4410	Admin of Justice Revenue	15,000.00	15,000.00	910.87	12,396.06	0.00	-2,603.94	17.36 %
	Category: R40 - Fines & Forfeitures Total:	**15,000.00**	**15,000.00**	**910.87**	**12,396.06**	**0.00**	**-2,603.94**	**17.36%**
	Revenue Total:	**15,000.00**	**15,000.00**	**910.87**	**12,396.06**	**0.00**	**-2,603.94**	**17.36%**
Expense								
Category: E60 - Miscellaneous Expense								
061-0600-5600	Miscellaneous Expense	15,000.00	15,000.00	0.00	8,868.84	0.00	6,131.16	40.87 %
	Category: E60 - Miscellaneous Expense Total:	**15,000.00**	**15,000.00**	**0.00**	**8,868.84**	**0.00**	**6,131.16**	**40.87%**
	Expense Total:	**15,000.00**	**15,000.00**	**0.00**	**8,868.84**	**0.00**	**6,131.16**	**40.87%**
	Department: 0600 - Police Surplus (Deficit):	**0.00**	**0.00**	**910.87**	**3,527.22**	**0.00**	**3,527.22**	**0.00%**
	Fund: 061 - Act 918 of 1983 Police Surplus (Deficit):	**0.00**	**0.00**	**910.87**	**3,527.22**	**0.00**	**3,527.22**	**0.00%**
Fund: 062 - Act 988 of 1991 Emerg Veh								
Department: 0600 - Police								
Revenue								
Category: R40 - Fines & Forfeitures								
062-0600-4402	Act 988 of 1991 Revenue	12,000.00	12,000.00	991.92	5,831.38	0.00	-6,168.62	51.41 %
	Category: R40 - Fines & Forfeitures Total:	**12,000.00**	**12,000.00**	**991.92**	**5,831.38**	**0.00**	**-6,168.62**	**51.41%**
	Revenue Total:	**12,000.00**	**12,000.00**	**991.92**	**5,831.38**	**0.00**	**-6,168.62**	**51.41%**
Expense								
Category: E40 - Operations Expense								
062-0600-5420	Act 988 Expense	12,000.00	12,000.00	0.00	0.00	0.00	12,000.00	100.00 %
	Category: E40 - Operations Expense Total:	**12,000.00**	**12,000.00**	**0.00**	**0.00**	**0.00**	**12,000.00**	**100.00%**
	Expense Total:	**12,000.00**	**12,000.00**	**0.00**	**0.00**	**0.00**	**12,000.00**	**100.00%**
	Department: 0600 - Police Surplus (Deficit):	**0.00**	**0.00**	**991.92**	**5,831.38**	**0.00**	**5,831.38**	**0.00%**
	Fund: 062 - Act 988 of 1991 Emerg Veh Surplus (Deficit):	**0.00**	**0.00**	**991.92**	**5,831.38**	**0.00**	**5,831.38**	**0.00%**

		Original Total Budget	Current Total Budget	Period Activity	Fiscal Activity	Encumbrances	Variance Favorable (Unfavorable)	Percent Remaining
Fund: 066 - Federal Drug Control								
Department: 0600 - Police								
Revenue								
Category: R85 - Interest Revenue								
066-0600-4850	Interest Revenue	0.00	0.00	67.26	606.48	0.00	606.48	0.00 %
	Category: R85 - Interest Revenue Total:	**0.00**	**0.00**	**67.26**	**606.48**	**0.00**	**606.48**	**0.00%**
	Revenue Total:	**0.00**	**0.00**	**67.26**	**606.48**	**0.00**	**606.48**	**0.00%**
	Department: 0600 - Police Total:	**0.00**	**0.00**	**67.26**	**606.48**	**0.00**	**606.48**	**0.00%**
	Fund: 066 - Federal Drug Control Total:	**0.00**	**0.00**	**67.26**	**606.48**	**0.00**	**606.48**	**0.00%**
Fund: 068 - State Drug Control								
Department: 0600 - Police								
Revenue								
Category: R40 - Fines & Forfeitures								
068-0600-4418	Drug Seizure Revenue	5,000.00	5,000.00	0.00	1,062.00	0.00	-3,938.00	78.76 %
	Category: R40 - Fines & Forfeitures Total:	**5,000.00**	**5,000.00**	**0.00**	**1,062.00**	**0.00**	**-3,938.00**	**78.76%**
Category: R85 - Interest Revenue								
068-0600-4850	Interest Revenue	0.00	0.00	100.31	885.57	0.00	885.57	0.00 %
	Category: R85 - Interest Revenue Total:	**0.00**	**0.00**	**100.31**	**885.57**	**0.00**	**885.57**	**0.00%**
	Revenue Total:	**5,000.00**	**5,000.00**	**100.31**	**1,947.57**	**0.00**	**-3,052.43**	**61.05%**
Expense								
Category: E60 - Miscellaneous Expense								
068-0600-5600	Miscellaneous Expense	5,000.00	5,000.00	0.00	0.00	0.00	5,000.00	100.00 %
	Category: E60 - Miscellaneous Expense Total:	**5,000.00**	**5,000.00**	**0.00**	**0.00**	**0.00**	**5,000.00**	**100.00%**
	Expense Total:	**5,000.00**	**5,000.00**	**0.00**	**0.00**	**0.00**	**5,000.00**	**100.00%**
	Department: 0600 - Police Surplus (Deficit):	**0.00**	**0.00**	**100.31**	**1,947.57**	**0.00**	**1,947.57**	**0.00%**
	Fund: 068 - State Drug Control Surplus (Deficit):	**0.00**	**0.00**	**100.31**	**1,947.57**	**0.00**	**1,947.57**	**0.00%**
Fund: 080 - Street Fund								
Department: 0140 - Stormwater								
Expense								
Category: E01 - Personnel Expense								
080-0140-5000	Salary Expense	433,680.60	433,680.60	25,758.73	262,547.54	0.00	171,133.06	39.46 %
080-0140-5010	Overtime Expense	695.00	695.00	5.63	1,822.22	0.00	-1,127.22	-162.19 %
080-0140-5020	FICA Expense	33,229.73	33,229.73	1,927.16	19,805.73	0.00	13,424.00	40.40 %
080-0140-5022	Unemployment Expense	140.00	140.00	0.00	80.72	0.00	59.28	42.34 %
080-0140-5025	Worker's Comp Expense	600.00	600.00	0.00	739.80	0.00	-139.80	-23.30 %
080-0140-5030	APERS Expense	66,546.34	66,546.34	3,947.10	40,502.15	0.00	26,044.19	39.14 %
080-0140-5040	Health Insurance Expense	87,370.92	87,370.92	5,175.86	47,206.81	0.00	40,164.11	45.97 %
080-0140-5050	Physical & Drug Screen Exp	300.00	300.00	0.00	126.00	0.00	174.00	58.00 %

		Original Total Budget	Current Total Budget	Period Activity	Fiscal Activity	Encumbrances	Variance Favorable (Unfavorable)	Percent Remaining
080-0140-5055	Uniform Expense	5,000.00	5,000.00	0.00	497.50	0.00	4,502.50	90.05 %
080-0140-5060	Travel & Training Expense	12,000.00	12,000.00	0.00	595.00	0.00	11,405.00	95.04 %
	Category: E01 - Personnel Expense Total:	**639,562.59**	**639,562.59**	**36,814.48**	**373,923.47**	**0.00**	**265,639.12**	**41.53%**
Category: E10 - Building & Grounds Exp								
080-0140-5116	Communication Exp - Cellular	4,512.00	4,512.00	672.90	2,691.15	1,440.00	380.85	8.44 %
	Category: E10 - Building & Grounds Exp Total:	**4,512.00**	**4,512.00**	**672.90**	**2,691.15**	**1,440.00**	**380.85**	**8.44%**
Category: E20 - Vehicle Expense								
080-0140-5200	Fuel Expense	9,000.00	9,000.00	1,201.77	8,332.44	915.17	-247.61	-2.75 %
080-0140-5210	Service & Repair - Vehicle	12,000.00	12,000.00	0.00	0.00	0.00	12,000.00	100.00 %
080-0140-5218	Tire Expense	6,000.00	6,000.00	0.00	0.00	0.00	6,000.00	100.00 %
080-0140-5225	Insurance Expense - Vehicle	20.00	20.00	0.00	281.20	0.00	-261.20	-1,306.00 %
	Category: E20 - Vehicle Expense Total:	**27,020.00**	**27,020.00**	**1,201.77**	**8,613.64**	**915.17**	**17,491.19**	**64.73%**
Category: E30 - Supply Expense								
080-0140-5300	Supplies - Office	5,000.00	5,000.00	149.24	525.34	0.00	4,474.66	89.49 %
080-0140-5322	Supplies - Operating	17,700.00	17,700.00	553.48	1,112.83	748.15	15,839.02	89.49 %
080-0140-5380	Prisoner Care Expense	2,700.00	2,700.00	175.26	1,148.31	134.03	1,417.66	52.51 %
	Category: E30 - Supply Expense Total:	**25,400.00**	**25,400.00**	**877.98**	**2,786.48**	**882.18**	**21,731.34**	**85.56%**
Category: E40 - Operations Expense								
080-0140-5515	Elections or Permit Fee Exp	1,200.00	1,200.00	0.00	200.00	0.00	1,000.00	83.33 %
080-0140-5520	Public Education Expense	15,000.00	15,000.00	0.00	3,499.61	0.00	11,500.39	76.67 %
	Category: E40 - Operations Expense Total:	**16,200.00**	**16,200.00**	**0.00**	**3,699.61**	**0.00**	**12,500.39**	**77.16%**
Category: E55 - Professional Services								
080-0140-5571	Prof Services - Engineering	40,000.00	47,000.00	0.00	45,190.93	3,500.00	-1,690.93	-3.60 %
080-0140-5589	Prof Services - Printing	1,000.00	1,000.00	0.00	0.00	0.00	1,000.00	100.00 %
	Category: E55 - Professional Services Total:	**41,000.00**	**48,000.00**	**0.00**	**45,190.93**	**3,500.00**	**-690.93**	**-1.44%**
	Expense Total:	**753,694.59**	**760,694.59**	**39,567.13**	**436,905.28**	**6,737.35**	**317,051.96**	**41.68%**
	Department: 0140 - Stormwater Total:	**753,694.59**	**760,694.59**	**39,567.13**	**436,905.28**	**6,737.35**	**317,051.96**	**41.68%**
Department: 0800 - Street								
Revenue								
Category: R15 - Taxes - Property								
080-0800-4150	State Turnback	1,761,000.00	1,761,000.00	152,698.95	1,309,901.86	0.00	-451,098.14	25.62 %
080-0800-4151	Saline County Treasurer	600,000.00	600,000.00	22,982.49	419,381.25	0.00	-180,618.75	30.10 %
	Category: R15 - Taxes - Property Total:	**2,361,000.00**	**2,361,000.00**	**175,681.44**	**1,729,283.11**	**0.00**	**-631,716.89**	**26.76%**
Category: R60 - Miscellaneous Revenue								
080-0800-4600	Miscellaneous Revenue	1,500.00	20,412.73	500.00	24,917.23	0.00	4,504.50	122.07 %
	Category: R60 - Miscellaneous Revenue Total:	**1,500.00**	**20,412.73**	**500.00**	**24,917.23**	**0.00**	**4,504.50**	**22.07%**
Category: R62 - Intergovernmental Tsfrs								
080-0800-4623	Xfer from Other Fund	0.00	440,000.00	0.00	0.00	0.00	-440,000.00	100.00 %

		Original Total Budget	Current Total Budget	Period Activity	Fiscal Activity	Encumbrances	Variance Favorable (Unfavorable)	Percent Remaining
080-0800-4627	Xfer Designated Tax	2,055,494.00	2,055,494.00	171,291.00	1,541,619.00	0.00	-513,875.00	25.00 %
	Category: R62 - Intergovernmental Tsfrs Total:	**2,055,494.00**	**2,495,494.00**	**171,291.00**	**1,541,619.00**	**0.00**	**-953,875.00**	**38.22%**
Category: R85 - Interest Revenue								
080-0800-4850	Interest Revenue	0.00	0.00	742.94	6,938.45	0.00	6,938.45	0.00 %
	Category: R85 - Interest Revenue Total:	**0.00**	**0.00**	**742.94**	**6,938.45**	**0.00**	**6,938.45**	**0.00%**
	Revenue Total:	**4,417,994.00**	**4,876,906.73**	**348,215.38**	**3,302,757.79**	**0.00**	**-1,574,148.94**	**32.28%**
Expense								
Category: E01 - Personnel Expense								
080-0800-5000	Salary Expense	1,083,485.07	1,083,485.07	79,814.99	793,253.59	0.00	290,231.48	26.79 %
080-0800-5005	SWB Reimbursement	156,392.00	156,392.00	13,032.67	117,294.03	0.00	39,097.97	25.00 %
080-0800-5010	Overtime Expense	12,500.00	12,500.00	574.71	17,130.18	0.00	-4,630.18	-37.04 %
080-0800-5020	FICA Expense	83,842.86	83,842.86	6,144.48	60,978.69	0.00	22,864.17	27.27 %
080-0800-5022	Unemployment Expense	392.00	392.00	0.00	285.80	0.00	106.20	27.09 %
080-0800-5025	Worker's Comp Expense	22,000.00	22,000.00	0.00	23,397.26	0.00	-1,397.26	-6.35 %
080-0800-5030	APERS Expense	167,904.91	167,904.91	12,198.50	123,956.14	0.00	43,948.77	26.17 %
080-0800-5040	Health Insurance Expense	204,558.12	204,558.12	14,689.32	141,653.54	0.00	62,904.58	30.75 %
080-0800-5050	Physical & Drug Screen Exp	1,800.00	1,800.00	0.00	354.10	0.00	1,445.90	80.33 %
080-0800-5055	Uniform Expense	20,000.00	20,000.00	0.00	8,164.75	307.70	11,527.55	57.64 %
080-0800-5060	Travel & Training Expense	18,000.00	18,000.00	0.00	5,514.06	500.00	11,985.94	66.59 %
	Category: E01 - Personnel Expense Total:	**1,770,874.96**	**1,770,874.96**	**126,454.67**	**1,291,982.14**	**807.70**	**478,085.12**	**27.00%**
Category: E10 - Building & Grounds Exp								
080-0800-5102	Repairs & Maint - Building	12,400.00	12,400.00	0.00	7,227.75	0.00	5,172.25	41.71 %
080-0800-5110	Utilities - Electric	140,784.00	140,784.00	14,579.48	120,756.04	0.00	20,027.96	14.23 %
080-0800-5111	Utilities - Gas	1,920.00	1,920.00	26.08	1,617.55	0.00	302.45	15.75 %
080-0800-5112	Utilities - Water	5,000.00	5,000.00	57.01	522.41	0.00	4,477.59	89.55 %
080-0800-5115	Com Exp - Tel Landline.Interne	8,712.00	8,712.00	994.92	8,664.04	123.00	-75.04	-0.86 %
080-0800-5116	Communication Exp - Cellular	8,784.00	8,784.00	1,544.51	6,642.51	4,400.00	-2,258.51	-25.71 %
080-0800-5120	Insurance - Property	21,346.00	21,346.00	0.00	0.00	0.00	21,346.00	100.00 %
080-0800-5130	Sanitation	6,000.00	6,000.00	386.89	5,384.00	0.00	616.00	10.27 %
080-0800-5140	Supplies - B&G	8,000.00	8,000.00	0.00	224.66	0.00	7,775.34	97.19 %
080-0800-5142	Janitorial Supplies and Main	5,000.00	5,000.00	0.00	1,281.92	0.00	3,718.08	74.36 %
080-0800-5145	Tools	14,000.00	14,000.00	2,444.15	9,952.77	-589.48	4,636.71	33.12 %
	Category: E10 - Building & Grounds Exp Total:	**231,946.00**	**231,946.00**	**20,033.04**	**162,273.65**	**3,933.52**	**65,738.83**	**28.34%**
Category: E20 - Vehicle Expense								
080-0800-5200	Fuel Expense	90,000.00	90,000.00	9,910.76	76,467.65	-1,005.99	14,538.34	16.15 %
080-0800-5210	Service & Repair - Vehicle	84,000.00	84,000.00	6,832.20	53,258.11	10,459.69	20,282.20	24.15 %
080-0800-5218	Tire Expense	20,000.00	20,000.00	2,926.43	7,400.18	0.00	12,599.82	63.00 %
080-0800-5225	Insurance Expense - Vehicle	60,000.00	60,000.00	0.00	48,601.96	0.00	11,398.04	19.00 %
080-0800-5230	Radios	5,000.01	5,000.01	0.00	3,008.78	0.00	1,991.23	39.82 %
080-0800-5240	Equipment Rental	1,500.00	1,500.00	0.00	2,082.88	0.00	-582.88	-38.86 %

		Original Total Budget	Current Total Budget	Period Activity	Fiscal Activity	Encumbrances	Variance Favorable (Unfavorable)	Percent Remaining
	Category: E20 - Vehicle Expense Total:	**260,500.01**	**260,500.01**	**19,669.39**	**190,819.56**	**9,453.70**	**60,226.75**	**23.12%**
Category: E30 - Supply Expense								
080-0800-5300	Supplies - Office	8,000.04	8,000.04	339.19	4,811.34	781.65	2,407.05	30.09 %
080-0800-5316	Supplies - Signs	30,000.00	30,000.00	0.00	4,171.40	1,573.78	24,254.82	80.85 %
080-0800-5322	Supplies - Operating	259,999.92	217,217.92	1,477.44	69,964.26	22,743.83	124,509.83	57.32 %
080-0800-5323	Material and Maint	210,000.00	228,912.73	644.07	108,036.79	201.03	120,674.91	52.72 %
080-0800-5350	Postage Expense	516.00	516.00	14.33	388.92	0.00	127.08	24.63 %
	Category: E30 - Supply Expense Total:	**508,515.96**	**484,646.69**	**2,475.03**	**187,372.71**	**25,300.29**	**271,973.69**	**56.12%**
Category: E40 - Operations Expense								
080-0800-5480	Dues & Subscriptions	17,200.00	17,200.00	281.61	1,866.76	-33.73	15,366.97	89.34 %
080-0800-5530	Safety Program	5,000.00	5,000.00	0.00	453.40	0.00	4,546.60	90.93 %
080-0800-5535	Sales Tax Expense	4,000.00	4,000.00	0.00	33.00	0.00	3,967.00	99.18 %
080-0800-5546	Street Lights Installed	60,000.00	60,000.00	5,118.13	46,862.10	0.00	13,137.90	21.90 %
080-0800-5547	Traffic Signal Maintenance	40,000.00	40,000.00	4,564.60	5,386.77	0.00	34,613.23	86.53 %
	Category: E40 - Operations Expense Total:	**126,200.00**	**126,200.00**	**9,964.34**	**54,602.03**	**-33.73**	**71,631.70**	**56.76%**
Category: E55 - Professional Services								
080-0800-5550	Prof Services - Acctg & Audit	25,250.00	25,250.00	0.00	23,207.05	2,042.95	0.00	0.00 %
080-0800-5553	Prof Services - Advertising	3,500.00	3,500.00	0.00	586.95	0.00	2,913.05	83.23 %
080-0800-5562	Prof Services - Bridge Inspection	1,500.00	1,500.00	0.00	710.98	0.00	789.02	52.60 %
080-0800-5571	Prof Services - Engineering	270,000.00	328,963.33	46,000.00	257,129.90	71,833.33	0.10	0.00 %
080-0800-5586	Prof Services - Other	200,000.00	193,900.00	2,379.41	97,054.58	7,495.14	89,350.28	46.08 %
080-0800-5589	Prof Services - Printing	500.00	500.00	0.00	0.00	0.00	500.00	100.00 %
	Category: E55 - Professional Services Total:	**500,750.00**	**553,613.33**	**48,379.41**	**378,689.46**	**81,371.42**	**93,552.45**	**16.90%**
Category: E60 - Miscellaneous Expense								
080-0800-5604	Hardware - New & Renewals	1,000.00	1,000.00	0.00	701.66	1,898.46	-1,600.12	-160.01 %
080-0800-5608	Software - New & Renewals	58,000.00	116,390.25	8,472.43	90,673.68	30,980.04	-5,263.47	-4.52 %
080-0800-5614	Copiers & Maintenance	1,776.00	1,776.00	147.24	1,178.92	674.11	-77.03	-4.34 %
	Category: E60 - Miscellaneous Expense Total:	**60,776.00**	**119,166.25**	**8,619.67**	**92,554.26**	**33,552.61**	**-6,940.62**	**-5.82%**
Category: E72 - Bond Expense								
080-0800-5840	Principal for Loans	189,077.04	189,078.04	15,898.37	141,035.53	48,041.79	0.72	0.00 %
	Category: E72 - Bond Expense Total:	**189,077.04**	**189,078.04**	**15,898.37**	**141,035.53**	**48,041.79**	**0.72**	**0.00%**
Category: E80 - Capital Assets								
080-0800-5810	Capital Assets - Equipment	40,000.00	9,484.04	-4,075.44	0.00	22,835.50	-13,351.46	-140.78 %
080-0800-5816	Capital Assets - Infrastructure	50,000.00	476,683.43	0.00	0.00	0.00	476,683.43	100.00 %
080-0800-5898	Capital Asset Contra	0.00	0.00	4,075.44	140,259.53	0.00	-140,259.53	0.00 %
	Category: E80 - Capital Assets Total:	**90,000.00**	**486,167.47**	**0.00**	**140,259.53**	**22,835.50**	**323,072.44**	**66.45%**

		Original Total Budget	Current Total Budget	Period Activity	Fiscal Activity	Encumbrances	Variance Favorable (Unfavorable)	Percent Remaining
Category: E85 - Interest Expense								
080-0800-5850	Interest Expense	33,821.04	33,822.04	2,676.52	26,138.48	7,682.88	0.68	0.00 %
	Category: E85 - Interest Expense Total:	**33,821.04**	**33,822.04**	**2,676.52**	**26,138.48**	**7,682.88**	**0.68**	**0.00%**
	Expense Total:	**3,772,461.01**	**4,256,014.79**	**254,170.44**	**2,665,727.35**	**232,945.68**	**1,357,341.76**	**31.89%**
	Department: 0800 - Street Surplus (Deficit):	**645,532.99**	**620,891.94**	**94,044.94**	**637,030.44**	**-232,945.68**	**-216,807.18**	**34.92%**
	Fund: 080 - Street Fund Surplus (Deficit):	**-108,161.60**	**-139,802.65**	**54,477.81**	**200,125.16**	**-239,683.03**	**100,244.78**	**71.70%**
Fund: 090 - Long Term Governmental Capital Asset Fund								
Department: 0200 - Animal Control								
Expense								
Category: E80 - Capital Assets								
090-0200-5898	Capital Asset Contra	0.00	0.00	-934.38	-58,855.75	0.00	58,855.75	0.00 %
	Category: E80 - Capital Assets Total:	**0.00**	**0.00**	**-934.38**	**-58,855.75**	**0.00**	**58,855.75**	**0.00%**
Category: E85 - Interest Expense								
090-0200-5855	Loss	0.00	0.00	0.00	-10,200.00	0.00	10,200.00	0.00 %
	Category: E85 - Interest Expense Total:	**0.00**	**0.00**	**0.00**	**-10,200.00**	**0.00**	**10,200.00**	**0.00%**
	Expense Total:	**0.00**	**0.00**	**-934.38**	**-69,055.75**	**0.00**	**69,055.75**	**0.00%**
	Department: 0200 - Animal Control Total:	**0.00**	**0.00**	**-934.38**	**-69,055.75**	**0.00**	**69,055.75**	**0.00%**
Department: 0400 - Parks								
Expense								
Category: E80 - Capital Assets								
090-0400-5898	Capital Asset Contra	0.00	0.00	-19,342.72	-19,342.72	0.00	19,342.72	0.00 %
	Category: E80 - Capital Assets Total:	**0.00**	**0.00**	**-19,342.72**	**-19,342.72**	**0.00**	**19,342.72**	**0.00%**
	Expense Total:	**0.00**	**0.00**	**-19,342.72**	**-19,342.72**	**0.00**	**19,342.72**	**0.00%**
	Department: 0400 - Parks Total:	**0.00**	**0.00**	**-19,342.72**	**-19,342.72**	**0.00**	**19,342.72**	**0.00%**
Department: 0410 - Parks - Mills Park & Pool								
Expense								
Category: E80 - Capital Assets								
090-0410-5898	Capital Asset Contra	0.00	0.00	-28,416.22	-33,416.22	0.00	33,416.22	0.00 %
	Category: E80 - Capital Assets Total:	**0.00**	**0.00**	**-28,416.22**	**-33,416.22**	**0.00**	**33,416.22**	**0.00%**
	Expense Total:	**0.00**	**0.00**	**-28,416.22**	**-33,416.22**	**0.00**	**33,416.22**	**0.00%**
	Department: 0410 - Parks - Mills Park & Pool Total:	**0.00**	**0.00**	**-28,416.22**	**-33,416.22**	**0.00**	**33,416.22**	**0.00%**

		Original Total Budget	Current Total Budget	Period Activity	Fiscal Activity	Encumbrances	Variance Favorable (Unfavorable)	Percent Remaining
Department: 0420 - Parks - Midland								
Expense								
Category: E80 - Capital Assets								
090-0420-5898	Capital Asset Contra	0.00	0.00	-57,428.25	-57,428.25	0.00	57,428.25	0.00 %
	Category: E80 - Capital Assets Total:	**0.00**	**0.00**	**-57,428.25**	**-57,428.25**	**0.00**	**57,428.25**	**0.00%**
	Expense Total:	**0.00**	**0.00**	**-57,428.25**	**-57,428.25**	**0.00**	**57,428.25**	**0.00%**
	Department: 0420 - Parks - Midland Total:	**0.00**	**0.00**	**-57,428.25**	**-57,428.25**	**0.00**	**57,428.25**	**0.00%**
Department: 0430 - Parks - Bishop								
Expense								
Category: E80 - Capital Assets								
090-0430-5898	Capital Asset Contra	0.00	0.00	-9,964.50	-316,687.75	0.00	316,687.75	0.00 %
	Category: E80 - Capital Assets Total:	**0.00**	**0.00**	**-9,964.50**	**-316,687.75**	**0.00**	**316,687.75**	**0.00%**
	Expense Total:	**0.00**	**0.00**	**-9,964.50**	**-316,687.75**	**0.00**	**316,687.75**	**0.00%**
	Department: 0430 - Parks - Bishop Total:	**0.00**	**0.00**	**-9,964.50**	**-316,687.75**	**0.00**	**316,687.75**	**0.00%**
Department: 0500 - Fire								
Expense								
Category: E80 - Capital Assets								
090-0500-5898	Capital Asset Contra	0.00	0.00	-447,039.28	-447,039.28	0.00	447,039.28	0.00 %
	Category: E80 - Capital Assets Total:	**0.00**	**0.00**	**-447,039.28**	**-447,039.28**	**0.00**	**447,039.28**	**0.00%**
	Expense Total:	**0.00**	**0.00**	**-447,039.28**	**-447,039.28**	**0.00**	**447,039.28**	**0.00%**
	Department: 0500 - Fire Total:	**0.00**	**0.00**	**-447,039.28**	**-447,039.28**	**0.00**	**447,039.28**	**0.00%**
Department: 0600 - Police								
Expense								
Category: E80 - Capital Assets								
090-0600-5851	Amortization Expense	0.00	0.00	0.00	18,795.21	0.00	-18,795.21	0.00 %
090-0600-5898	Capital Asset Contra	0.00	0.00	0.00	7,068.49	0.00	-7,068.49	0.00 %
	Category: E80 - Capital Assets Total:	**0.00**	**0.00**	**0.00**	**25,863.70**	**0.00**	**-25,863.70**	**0.00%**
Category: E85 - Interest Expense								
090-0600-5855	Loss	0.00	0.00	0.00	539.45	0.00	-539.45	0.00 %
	Category: E85 - Interest Expense Total:	**0.00**	**0.00**	**0.00**	**539.45**	**0.00**	**-539.45**	**0.00%**
	Expense Total:	**0.00**	**0.00**	**0.00**	**26,403.15**	**0.00**	**-26,403.15**	**0.00%**
	Department: 0600 - Police Total:	**0.00**	**0.00**	**0.00**	**26,403.15**	**0.00**	**-26,403.15**	**0.00%**

		Original Total Budget	Current Total Budget	Period Activity	Fiscal Activity	Encumbrances	Variance Favorable (Unfavorable)	Percent Remaining
Department: 0800 - Street								
Expense								
Category: E80 - Capital Assets								
090-0800-5898	Capital Asset Contra	0.00	0.00	-8,539.26	-147,177.87	0.00	147,177.87	0.00 %
	Category: E80 - Capital Assets Total:	**0.00**	**0.00**	**-8,539.26**	**-147,177.87**	**0.00**	**147,177.87**	**0.00%**
	Expense Total:	**0.00**	**0.00**	**-8,539.26**	**-147,177.87**	**0.00**	**147,177.87**	**0.00%**
	Department: 0800 - Street Total:	**0.00**	**0.00**	**-8,539.26**	**-147,177.87**	**0.00**	**147,177.87**	**0.00%**
	Fund: 090 - Long Term Governmental Capital Asset Fund Total:	**0.00**	**0.00**	**-571,664.61**	**-1,063,744.69**	**0.00**	**1,063,744.69**	**0.00%**
Fund: 110 - Special Redemp - 2016 Bond								
Department: 0000 - Administration								
Expense								
Category: E72 - Bond Expense								
110-0000-5722	Bond Principal Pmt	0.00	0.00	0.00	1,600,000.00	0.00	-1,600,000.00	0.00 %
	Category: E72 - Bond Expense Total:	**0.00**	**0.00**	**0.00**	**1,600,000.00**	**0.00**	**-1,600,000.00**	**0.00%**
	Expense Total:	**0.00**	**0.00**	**0.00**	**1,600,000.00**	**0.00**	**-1,600,000.00**	**0.00%**
	Department: 0000 - Administration Total:	**0.00**	**0.00**	**0.00**	**1,600,000.00**	**0.00**	**-1,600,000.00**	**0.00%**
Department: 0100 - Administration								
Revenue								
Category: R62 - Intergovernmental Tsfrs								
110-0100-4623	Xfer from Other Fund	30,000.00	30,000.00	2,255.19	1,601,735.67	0.00	1,571,735.67	5,339.12 %
	Category: R62 - Intergovernmental Tsfrs Total:	**30,000.00**	**30,000.00**	**2,255.19**	**1,601,735.67**	**0.00**	**1,571,735.67**	**5,239.12%**
Category: R85 - Interest Revenue								
110-0100-4855	Gain on Investment	0.00	0.00	20.88	723.98	0.00	723.98	0.00 %
	Category: R85 - Interest Revenue Total:	**0.00**	**0.00**	**20.88**	**723.98**	**0.00**	**723.98**	**0.00%**
	Revenue Total:	**30,000.00**	**30,000.00**	**2,276.07**	**1,602,459.65**	**0.00**	**1,572,459.65**	**5,241.53%**
	Department: 0100 - Administration Total:	**30,000.00**	**30,000.00**	**2,276.07**	**1,602,459.65**	**0.00**	**1,572,459.65**	**5,241.53%**
	Fund: 110 - Special Redemp - 2016 Bond Surplus (Deficit):	**30,000.00**	**30,000.00**	**2,276.07**	**2,459.65**	**0.00**	**-27,540.35**	**91.80%**
Fund: 113 - Debt Service Reserve Fund								
Department: 0100 - Administration								
Revenue								
Category: R85 - Interest Revenue								
113-0100-4850	Interest Revenue	30,000.00	30,000.00	2,255.19	20,000.74	0.00	-9,999.26	33.33 %
	Category: R85 - Interest Revenue Total:	**30,000.00**	**30,000.00**	**2,255.19**	**20,000.74**	**0.00**	**-9,999.26**	**33.33%**
	Revenue Total:	**30,000.00**	**30,000.00**	**2,255.19**	**20,000.74**	**0.00**	**-9,999.26**	**33.33%**

		Original Total Budget	Current Total Budget	Period Activity	Fiscal Activity	Encumbrances	Variance Favorable (Unfavorable)	Percent Remaining
Expense								
Category: E62 - Intergovernmental Tsfr								
113-0100-5626	Xfer to other fund	30,000.00	30,000.00	2,255.19	20,000.74	0.00	9,999.26	33.33 %
	Category: E62 - Intergovernmental Tsfr Total:	**30,000.00**	**30,000.00**	**2,255.19**	**20,000.74**	**0.00**	**9,999.26**	**33.33%**
	Expense Total:	**30,000.00**	**30,000.00**	**2,255.19**	**20,000.74**	**0.00**	**9,999.26**	**33.33%**
	Department: 0100 - Administration Surplus (Deficit):	**0.00**	**0.00**	**0.00**	**0.00**	**0.00**	**0.00**	**0.00%**
	Fund: 113 - Debt Service Reserve Fund Surplus (Deficit):	**0.00**	**0.00**	**0.00**	**0.00**	**0.00**	**0.00**	**0.00%**
Fund: 114 - 2016 Bond Fund								
Department: 0000 - Administration								
Expense								
Category: E72 - Bond Expense								
114-0000-5722	Bond Principle Pmt	1,672,525.00	1,672,525.00	0.00	0.00	0.00	1,672,525.00	100.00 %
114-0000-5724	Bond Fees	950.00	950.00	950.00	950.00	0.00	0.00	0.00 %
	Category: E72 - Bond Expense Total:	**1,673,475.00**	**1,673,475.00**	**950.00**	**950.00**	**0.00**	**1,672,525.00**	**99.94%**
Category: E85 - Interest Expense								
114-0000-5850	Interest Expense	1,672,525.00	1,672,525.00	0.00	173,715.63	0.00	1,498,809.37	89.61 %
	Category: E85 - Interest Expense Total:	**1,672,525.00**	**1,672,525.00**	**0.00**	**173,715.63**	**0.00**	**1,498,809.37**	**89.61%**
	Expense Total:	**3,346,000.00**	**3,346,000.00**	**950.00**	**174,665.63**	**0.00**	**3,171,334.37**	**94.78%**
	Department: 0000 - Administration Total:	**3,346,000.00**	**3,346,000.00**	**950.00**	**174,665.63**	**0.00**	**3,171,334.37**	**94.78%**
Department: 0100 - Administration								
Revenue								
Category: R10 - Taxes - Sales								
114-0100-4610	Loan Proceeds	3,325,000.00	3,325,000.00	288,077.04	2,593,571.36	0.00	-731,428.64	22.00 %
	Category: R10 - Taxes - Sales Total:	**3,325,000.00**	**3,325,000.00**	**288,077.04**	**2,593,571.36**	**0.00**	**-731,428.64**	**22.00%**
	Revenue Total:	**3,325,000.00**	**3,325,000.00**	**288,077.04**	**2,593,571.36**	**0.00**	**-731,428.64**	**22.00%**
	Department: 0100 - Administration Total:	**3,325,000.00**	**3,325,000.00**	**288,077.04**	**2,593,571.36**	**0.00**	**-731,428.64**	**22.00%**
Department: 0400 - Parks								
Revenue								
Category: R85 - Interest Revenue								
114-0400-4850	Interest Revenue	50,000.00	50,000.00	3,591.41	31,369.68	0.00	-18,630.32	37.26 %
	Category: R85 - Interest Revenue Total:	**50,000.00**	**50,000.00**	**3,591.41**	**31,369.68**	**0.00**	**-18,630.32**	**37.26%**
	Revenue Total:	**50,000.00**	**50,000.00**	**3,591.41**	**31,369.68**	**0.00**	**-18,630.32**	**37.26%**

		Original Total Budget	Current Total Budget	Period Activity	Fiscal Activity	Encumbrances	Variance Favorable (Unfavorable)	Percent Remaining
Expense								
Category: E62 - Intergovernmental Tsfr								
114-0400-5626	Xfer to other fund	0.00	0.00	0.00	1,581,734.93	0.00	-1,581,734.93	0.00 %
	Category: E62 - Intergovernmental Tsfr Total:	**0.00**	**0.00**	**0.00**	**1,581,734.93**	**0.00**	**-1,581,734.93**	**0.00%**
	Expense Total:	**0.00**	**0.00**	**0.00**	**1,581,734.93**	**0.00**	**-1,581,734.93**	**0.00%**
	Department: 0400 - Parks Surplus (Deficit):	**50,000.00**	**50,000.00**	**3,591.41**	**-1,550,365.25**	**0.00**	**-1,600,365.25**	**3,200.73%**
	Fund: 114 - 2016 Bond Fund Surplus (Deficit):	**29,000.00**	**29,000.00**	**290,718.45**	**868,540.48**	**0.00**	**839,540.48**	**-2,894.97%**
Fund: 167 - 2024 Amend 78								
Department: 0100 - Administration								
Expense								
Category: E62 - Intergovernmental Tsfr								
167-0100-5626	Xfer to Other	0.00	73,194.00	0.00	73,193.75	0.00	0.25	0.00 %
	Category: E62 - Intergovernmental Tsfr Total:	**0.00**	**73,194.00**	**0.00**	**73,193.75**	**0.00**	**0.25**	**0.00%**
	Expense Total:	**0.00**	**73,194.00**	**0.00**	**73,193.75**	**0.00**	**0.25**	**0.00%**
	Department: 0100 - Administration Total:	**0.00**	**73,194.00**	**0.00**	**73,193.75**	**0.00**	**0.25**	**0.00%**
	Fund: 167 - 2024 Amend 78 Total:	**0.00**	**73,194.00**	**0.00**	**73,193.75**	**0.00**	**0.25**	**0.00%**
Fund: 182 - 2023 Improvement Revenue Bond Fund								
Department: 0800 - Street								
Revenue								
Category: R62 - Intergovernmental Tsfrs								
182-0800-4627	Xfer from Other	513,110.00	513,110.00	41,765.58	396,877.28	0.00	-116,232.72	22.65 %
	Category: R62 - Intergovernmental Tsfrs Total:	**513,110.00**	**513,110.00**	**41,765.58**	**396,877.28**	**0.00**	**-116,232.72**	**22.65%**
Category: R85 - Interest Revenue								
182-0800-4850	Interest Revenue	5,000.00	5,000.00	264.70	4,296.11	0.00	-703.89	14.08 %
	Category: R85 - Interest Revenue Total:	**5,000.00**	**5,000.00**	**264.70**	**4,296.11**	**0.00**	**-703.89**	**14.08%**
	Revenue Total:	**518,110.00**	**518,110.00**	**42,030.28**	**401,173.39**	**0.00**	**-116,936.61**	**22.57%**
Expense								
Category: E72 - Bond Expense								
182-0800-5722	Bond Principal Pmt	70,000.00	70,000.00	0.00	291,030.00	0.00	-221,030.00	-315.76 %
182-0800-5724	Bond Fees	2,500.00	2,500.00	0.00	2,500.00	0.00	0.00	0.00 %
	Category: E72 - Bond Expense Total:	**72,500.00**	**72,500.00**	**0.00**	**293,530.00**	**0.00**	**-221,030.00**	**-304.87%**

		Original Total Budget	Current Total Budget	Period Activity	Fiscal Activity	Encumbrances	Variance Favorable (Unfavorable)	Percent Remaining
Category: E85 - Interest Expense								
182-0800-5850	Interest Expense	443,110.00	443,110.00	0.00	222,080.00	0.00	221,030.00	49.88 %
Category: E85 - Interest Expense Total:		**443,110.00**	**443,110.00**	**0.00**	**222,080.00**	**0.00**	**221,030.00**	**49.88%**
Expense Total:		**515,610.00**	**515,610.00**	**0.00**	**515,610.00**	**0.00**	**0.00**	**0.00%**
Department: 0800 - Street Surplus (Deficit):		**2,500.00**	**2,500.00**	**42,030.28**	**-114,436.61**	**0.00**	**-116,936.61**	**4,677.46%**
Fund: 182 - 2023 Improvement Revenue Bond Fund Surplus (Deficit):		**2,500.00**	**2,500.00**	**42,030.28**	**-114,436.61**	**0.00**	**-116,936.61**	**4,677.46%**
Fund: 183 - 2023 Street Bond DSR								
Department: 0800 - Street								
Revenue								
Category: R85 - Interest Revenue								
183-0800-4850	Interest Revenue	22,000.00	22,000.00	1,785.75	15,976.18	0.00	-6,023.82	27.38 %
Category: R85 - Interest Revenue Total:		**22,000.00**	**22,000.00**	**1,785.75**	**15,976.18**	**0.00**	**-6,023.82**	**27.38%**
Revenue Total:		**22,000.00**	**22,000.00**	**1,785.75**	**15,976.18**	**0.00**	**-6,023.82**	**27.38%**
Expense								
Category: E62 - Intergovernmental Tsfr								
183-0800-5626	Xfer to Other	22,000.00	22,000.00	0.00	24,366.39	0.00	-2,366.39	-10.76 %
Category: E62 - Intergovernmental Tsfr Total:		**22,000.00**	**22,000.00**	**0.00**	**24,366.39**	**0.00**	**-2,366.39**	**-10.76%**
Expense Total:		**22,000.00**	**22,000.00**	**0.00**	**24,366.39**	**0.00**	**-2,366.39**	**-10.76%**
Department: 0800 - Street Surplus (Deficit):		**0.00**	**0.00**	**1,785.75**	**-8,390.21**	**0.00**	**-8,390.21**	**0.00%**
Fund: 183 - 2023 Street Bond DSR Surplus (Deficit):		**0.00**	**0.00**	**1,785.75**	**-8,390.21**	**0.00**	**-8,390.21**	**0.00%**
Fund: 185 - Street Bond 2016 DS								
Department: 0800 - Street								
Revenue								
Category: R62 - Intergovernmental Tsfrs								
185-0800-4627	Xfer from Other	636,207.00	636,207.00	51,345.00	463,671.46	0.00	-172,535.54	27.12 %
Category: R62 - Intergovernmental Tsfrs Total:		**636,207.00**	**636,207.00**	**51,345.00**	**463,671.46**	**0.00**	**-172,535.54**	**27.12%**
Category: R85 - Interest Revenue								
185-0800-4850	Interest Revenue	5,000.00	5,000.00	781.08	7,222.55	0.00	2,222.55	144.45 %
Category: R85 - Interest Revenue Total:		**5,000.00**	**5,000.00**	**781.08**	**7,222.55**	**0.00**	**2,222.55**	**44.45%**
Revenue Total:		**641,207.00**	**641,207.00**	**52,126.08**	**470,894.01**	**0.00**	**-170,312.99**	**26.56%**
Expense								
Category: E72 - Bond Expense								
185-0800-5722	Bond Principal Pmt	395,000.00	395,000.00	0.00	395,000.00	0.00	0.00	0.00 %
185-0800-5724	Bond Fees	1,002.00	1,002.00	83.33	749.97	0.00	252.03	25.15 %
185-0800-5750	Interest Expense	241,207.00	241,207.00	0.00	241,206.26	0.00	0.74	0.00 %

		Original Total Budget	Current Total Budget	Period Activity	Fiscal Activity	Encumbrances	Variance Favorable (Unfavorable)	Percent Remaining
Category: E72 - Bond Expense Total:		**637,209.00**	**637,209.00**	**83.33**	**636,956.23**	**0.00**	**252.77**	**0.04%**
Expense Total:		**637,209.00**	**637,209.00**	**83.33**	**636,956.23**	**0.00**	**252.77**	**0.04%**
Department: 0800 - Street Surplus (Deficit):		**3,998.00**	**3,998.00**	**52,042.75**	**-166,062.22**	**0.00**	**-170,060.22**	**4,253.63%**
Fund: 185 - Street Bond 2016 DS Surplus (Deficit):		**3,998.00**	**3,998.00**	**52,042.75**	**-166,062.22**	**0.00**	**-170,060.22**	**4,253.63%**
Fund: 186 - Street Bond 2016 DSR								
Department: 0800 - Street								
Revenue								
Category: R85 - Interest Revenue								
186-0800-4850	Interest Revenue	10,000.00	10,000.00	1,008.56	8,813.17	0.00	-1,186.83	11.87 %
Category: R85 - Interest Revenue Total:		**10,000.00**	**10,000.00**	**1,008.56**	**8,813.17**	**0.00**	**-1,186.83**	**11.87%**
Revenue Total:		**10,000.00**	**10,000.00**	**1,008.56**	**8,813.17**	**0.00**	**-1,186.83**	**11.87%**
Expense								
Category: E62 - Intergovernmental Tsfr								
186-0800-5626	Xfer to Other	1,500.00	1,500.00	0.00	2,026.90	0.00	-526.90	-35.13 %
Category: E62 - Intergovernmental Tsfr Total:		**1,500.00**	**1,500.00**	**0.00**	**2,026.90**	**0.00**	**-526.90**	**-35.13%**
Expense Total:		**1,500.00**	**1,500.00**	**0.00**	**2,026.90**	**0.00**	**-526.90**	**-35.13%**
Department: 0800 - Street Surplus (Deficit):		**8,500.00**	**8,500.00**	**1,008.56**	**6,786.27**	**0.00**	**-1,713.73**	**20.16%**
Fund: 186 - Street Bond 2016 DSR Surplus (Deficit):		**8,500.00**	**8,500.00**	**1,008.56**	**6,786.27**	**0.00**	**-1,713.73**	**20.16%**
Fund: 188 - 2023 Improvement Fund								
Department: 0800 - Street								
Revenue								
Category: R85 - Interest Revenue								
188-0800-4850	Interest Revenue	0.00	0.00	0.00	2,367.81	0.00	2,367.81	0.00 %
Category: R85 - Interest Revenue Total:		**0.00**	**0.00**	**0.00**	**2,367.81**	**0.00**	**2,367.81**	**0.00%**
Revenue Total:		**0.00**	**0.00**	**0.00**	**2,367.81**	**0.00**	**2,367.81**	**0.00%**
Expense								
Category: E90 - Construction Projects								
188-0800-5900	Construction	1.00	37,001.00	0.00	6,918.34	0.00	30,082.66	81.30 %
Category: E90 - Construction Projects Total:		**1.00**	**37,001.00**	**0.00**	**6,918.34**	**0.00**	**30,082.66**	**81.30%**
Expense Total:		**1.00**	**37,001.00**	**0.00**	**6,918.34**	**0.00**	**30,082.66**	**81.30%**
Department: 0800 - Street Surplus (Deficit):		**-1.00**	**-37,001.00**	**0.00**	**-4,550.53**	**0.00**	**32,450.47**	**87.70%**
Fund: 188 - 2023 Improvement Fund Surplus (Deficit):		**-1.00**	**-37,001.00**	**0.00**	**-4,550.53**	**0.00**	**32,450.47**	**87.70%**

		Original Total Budget	Current Total Budget	Period Activity	Fiscal Activity	Encumbrances	Variance Favorable (Unfavorable)	Percent Remaining
Fund: 500 - Water Fund								
Department: 0000 - Administration								
Expense								
Category: E55 - Professional Services								
500-0000-5501	Bad Debt Expense	60,000.00	60,000.00	152.82	783.79	0.00	59,216.21	98.69 %
	Category: E55 - Professional Services Total:	**60,000.00**	**60,000.00**	**152.82**	**783.79**	**0.00**	**59,216.21**	**98.69%**
	Expense Total:	**60,000.00**	**60,000.00**	**152.82**	**783.79**	**0.00**	**59,216.21**	**98.69%**
	Department: 0000 - Administration Total:	**60,000.00**	**60,000.00**	**152.82**	**783.79**	**0.00**	**59,216.21**	**98.69%**
Department: 0900 - Water								
Revenue								
Category: R50 - Sale of Services								
500-0900-4504	CAW Pass thru Fees	185,000.00	185,000.00	86.11	5,954.05	0.00	-179,045.95	96.78 %
500-0900-4536	Penalties	360,000.00	360,000.00	32,784.95	279,156.15	0.00	-80,843.85	22.46 %
500-0900-4537	Insufficient Check Fee	5,000.00	5,000.00	245.00	6,175.00	0.00	1,175.00	123.50 %
500-0900-4540	Sales - CAW System Devel	6,529.00	6,529.00	450.00	9,150.00	0.00	2,621.00	140.14 %
500-0900-4542	Sales - FSDWA	41,900.00	41,900.00	3,555.63	31,693.38	0.00	-10,206.62	24.36 %
500-0900-4544	W was MIsc now One Time Charges	15,000.00	15,000.00	1,717.50	11,698.75	-11,400.00	-14,701.25	98.01 %
500-0900-4548	Sales - Pump Maintenance	20,000.00	20,000.00	1,657.85	13,669.25	0.00	-6,330.75	31.65 %
500-0900-4550	Sales - Service Charges	50,000.00	50,000.00	8,800.00	61,335.00	0.00	11,335.00	122.67 %
500-0900-4554	Sales - Water	4,223,576.00	4,223,576.00	430,763.43	3,055,462.39	0.00	-1,168,113.61	27.66 %
500-0900-4556	Sales - Water Connections	20,000.00	20,000.00	735.00	20,463.00	0.00	463.00	102.32 %
500-0900-4561	Sales Tax Revenue	390,000.00	390,000.00	39,789.16	289,157.69	0.00	-100,842.31	25.86 %
500-0900-4566	Woodland Hills Watershed	10,992.00	10,992.00	1,076.70	1,076.70	0.00	-9,915.30	90.20 %
	Category: R50 - Sale of Services Total:	**5,327,997.00**	**5,327,997.00**	**521,661.33**	**3,784,991.36**	**-11,400.00**	**-1,554,405.64**	**29.17%**
Category: R60 - Miscellaneous Revenue								
500-0900-4600	Miscellaneous Revenue	5,000.00	5,000.00	700.00	5,176.04	0.00	176.04	103.52 %
	Category: R60 - Miscellaneous Revenue Total:	**5,000.00**	**5,000.00**	**700.00**	**5,176.04**	**0.00**	**176.04**	**3.52%**
Category: R62 - Intergovernmental Tsfrs								
500-0900-4623	Xfer from Other Fund	887,407.00	913,647.00	0.00	730,416.56	0.00	-183,230.44	20.05 %
	Category: R62 - Intergovernmental Tsfrs Total:	**887,407.00**	**913,647.00**	**0.00**	**730,416.56**	**0.00**	**-183,230.44**	**20.05%**
Category: R64 - Reimbursement								
500-0900-4640	Reimbursement Revenue	50,000.00	50,000.00	54,697.49	54,697.49	0.00	4,697.49	109.39 %
	Category: R64 - Reimbursement Total:	**50,000.00**	**50,000.00**	**54,697.49**	**54,697.49**	**0.00**	**4,697.49**	**9.39%**
Category: R66 - Sale of Equipment								
500-0900-4900	Sale of Capital Assets	0.00	0.00	0.00	30,800.00	0.00	30,800.00	0.00 %
	Category: R66 - Sale of Equipment Total:	**0.00**	**0.00**	**0.00**	**30,800.00**	**0.00**	**30,800.00**	**0.00%**

		Original Total Budget	Current Total Budget	Period Activity	Fiscal Activity	Encumbrances	Variance Favorable (Unfavorable)	Percent Remaining
Category: R85 - Interest Revenue								
500-0900-4850	Interest Revenue	0.00	0.00	761.66	6,868.01	0.00	6,868.01	0.00 %
	Category: R85 - Interest Revenue Total:	**0.00**	**0.00**	**761.66**	**6,868.01**	**0.00**	**6,868.01**	**0.00%**
	Revenue Total:	**6,270,404.00**	**6,296,644.00**	**577,820.48**	**4,612,949.46**	**-11,400.00**	**-1,695,094.54**	**26.92%**
Expense								
Category: E01 - Personnel Expense								
500-0900-5000	Salary Expense	1,036,858.85	1,036,858.85	65,999.90	682,185.83	0.00	354,673.02	34.21 %
500-0900-5005	SWB Reimbursement	156,392.00	156,392.00	13,032.67	117,294.03	0.00	39,097.97	25.00 %
500-0900-5010	Overtime Expense	15,000.00	15,000.00	1,740.23	17,253.21	0.00	-2,253.21	-15.02 %
500-0900-5020	FICA Expense	80,467.20	80,467.20	5,072.08	52,428.32	0.00	28,038.88	34.85 %
500-0900-5022	Unemployment Expense	322.00	322.00	0.00	284.06	0.00	37.94	11.78 %
500-0900-5025	Worker's Comp Expense	30,094.00	30,094.00	0.00	10,441.10	0.00	19,652.90	65.31 %
500-0900-5030	APERS Expense	159,260.42	159,260.42	10,232.72	105,644.72	0.00	53,615.70	33.67 %
500-0900-5040	Health Insurance Expense	199,669.80	199,669.80	13,213.67	118,919.74	0.00	80,750.06	40.44 %
500-0900-5050	Physical & Drug Screen Exp	1,800.00	1,800.00	96.00	719.15	0.00	1,080.85	60.05 %
500-0900-5054	Bring Your Own Device - Phone	0.00	0.00	75.00	675.00	0.00	-675.00	0.00 %
500-0900-5055	Uniform Expense	16,000.00	16,000.00	0.00	3,463.90	0.00	12,536.10	78.35 %
500-0900-5060	Travel & Training Expense	15,000.00	15,000.00	0.00	5,339.12	395.34	9,265.54	61.77 %
	Category: E01 - Personnel Expense Total:	**1,710,864.27**	**1,710,864.27**	**109,462.27**	**1,114,648.18**	**395.34**	**595,820.75**	**34.83%**
Category: E10 - Building & Grounds Exp								
500-0900-5102	Repairs & Maint - Building	6,000.00	6,000.00	2,124.35	6,646.64	619.70	-1,266.34	-21.11 %
500-0900-5110	Utilities - Electric	51,048.00	51,048.00	4,497.69	38,134.88	0.00	12,913.12	25.30 %
500-0900-5111	Utilities - Gas	2,500.00	2,500.00	76.85	1,283.88	0.00	1,216.12	48.64 %
500-0900-5112	Utilities - Water	500.00	500.00	30.95	260.78	0.00	239.22	47.84 %
500-0900-5115	Com Exp - Tel Landline.Interne	6,660.00	6,660.00	739.99	6,418.66	123.00	118.34	1.78 %
500-0900-5116	Communication Exp - Cellular	12,480.00	12,480.00	2,054.10	8,668.00	4,400.00	-588.00	-4.71 %
500-0900-5120	Insurance - Property	22,368.00	22,368.00	0.00	0.00	0.00	22,368.00	100.00 %
500-0900-5130	Sanitation	6,010.78	6,010.78	10.78	2,040.80	21.56	3,948.42	65.69 %
500-0900-5142	Janitorial Supplies and Main	3,000.00	3,000.00	0.00	836.24	0.00	2,163.76	72.13 %
500-0900-5145	Tools	21,000.00	21,000.00	2,156.08	8,824.06	2,554.62	9,621.32	45.82 %
	Category: E10 - Building & Grounds Exp Total:	**131,566.78**	**131,566.78**	**11,690.79**	**73,113.94**	**7,718.88**	**50,733.96**	**38.56%**
Category: E20 - Vehicle Expense								
500-0900-5200	Fuel Expense	62,000.00	62,000.00	12,128.34	52,493.39	-874.68	10,381.29	16.74 %
500-0900-5210	Service & Repair - Vehicle	20,000.00	20,000.00	2,800.44	17,844.19	28.96	2,126.85	10.63 %
500-0900-5218	Tire Expense	15,000.00	15,000.00	1,697.49	4,011.32	2,032.77	8,955.91	59.71 %
500-0900-5225	Insurance Expense - Vehicle	10,281.00	10,281.00	0.00	20,431.10	0.00	-10,150.10	-98.73 %
	Category: E20 - Vehicle Expense Total:	**107,281.00**	**107,281.00**	**16,626.27**	**94,780.00**	**1,187.05**	**11,313.95**	**10.55%**
Category: E30 - Supply Expense								
500-0900-5300	Supplies - Office	6,000.00	6,000.00	380.55	6,036.41	-218.99	182.58	3.04 %
500-0900-5322	Supplies - Operating	140,000.00	146,200.00	18,438.82	163,444.96	18,113.09	-35,358.05	-24.18 %

		Original Total Budget	Current Total Budget	Period Activity	Fiscal Activity	Encumbrances	Variance Favorable (Unfavorable)	Percent Remaining
500-0900-5350	Postage Expense	2,000.00	2,000.00	83.52	1,150.66	0.00	849.34	42.47 %
500-0900-5360	Cost of Water from CAW	2,070,502.00	2,070,502.00	166,099.36	1,233,983.70	0.00	836,518.30	40.40 %
	Category: E30 - Supply Expense Total:	**2,218,502.00**	**2,224,702.00**	**185,002.25**	**1,404,615.73**	**17,894.10**	**802,192.17**	**36.06%**
Category: E40 - Operations Expense								
500-0900-5475	Credit Card Fees	0.00	0.00	0.00	10.10	0.00	-10.10	0.00 %
500-0900-5480	Dues & Subscriptions	40,000.00	40,000.00	2,482.27	21,505.96	1,846.30	16,647.74	41.62 %
500-0900-5515	Elections or Permit Fee Exp	42,000.00	42,000.00	3,369.60	33,696.00	0.00	8,304.00	19.77 %
500-0900-5530	Safety Program	6,000.00	6,000.00	0.00	0.00	0.00	6,000.00	100.00 %
500-0900-5535	Sales Tax Expense	390,000.00	390,000.00	34,168.00	274,731.74	0.00	115,268.26	29.56 %
	Category: E40 - Operations Expense Total:	**478,000.00**	**478,000.00**	**40,019.87**	**329,943.80**	**1,846.30**	**146,209.90**	**30.59%**
Category: E55 - Professional Services								
500-0900-5550	Prof Services - Acctg & Audit	14,350.00	14,350.00	0.00	13,392.95	957.05	0.00	0.00 %
500-0900-5553	Prof Services - Advertising	2,000.00	2,000.00	0.00	2,303.24	0.00	-303.24	-15.16 %
500-0900-5571	Prof Services - Engineering	60,000.00	72,183.34	0.00	0.00	12,183.34	60,000.00	83.12 %
500-0900-5586	Prof Services - Other	110,000.00	110,000.00	8,083.18	40,947.50	4,056.91	64,995.59	59.09 %
500-0900-5589	Prof Services - Printing	55,000.00	55,000.00	4,783.95	41,709.78	14,250.00	-959.78	-1.75 %
	Category: E55 - Professional Services Total:	**241,350.00**	**253,533.34**	**12,867.13**	**98,353.47**	**31,447.30**	**123,732.57**	**48.80%**
Category: E60 - Miscellaneous Expense								
500-0900-5600	Miscellaneous Expense	5,000.00	5,000.00	0.00	0.00	0.00	5,000.00	100.00 %
500-0900-5604	Hardware - New & Renewals	12,000.00	12,000.00	0.00	7,952.72	547.49	3,499.79	29.16 %
500-0900-5608	Software - New & Renewals	89,000.00	147,390.25	8,472.42	91,540.79	30,980.04	24,869.42	16.87 %
500-0900-5614	Copiers & Maintenance	1,534.00	1,534.00	137.98	1,040.20	318.69	175.11	11.42 %
	Category: E60 - Miscellaneous Expense Total:	**107,534.00**	**165,924.25**	**8,610.40**	**100,533.71**	**31,846.22**	**33,544.32**	**20.22%**
Category: E62 - Intergovernmental Tsfr								
500-0900-5626	Xfer to Other	187,500.00	490,086.00	23,560.72	457,043.71	0.00	33,042.29	6.74 %
	Category: E62 - Intergovernmental Tsfr Total:	**187,500.00**	**490,086.00**	**23,560.72**	**457,043.71**	**0.00**	**33,042.29**	**6.74%**
Category: E72 - Bond Expense								
500-0900-5724	Bond Fees	85,000.00	85,000.00	2,573.56	23,739.68	2,656.90	58,603.42	68.95 %
	Category: E72 - Bond Expense Total:	**85,000.00**	**85,000.00**	**2,573.56**	**23,739.68**	**2,656.90**	**58,603.42**	**68.95%**
Category: E80 - Capital Assets								
500-0900-5800	Capital Asset - Land	50,000.00	-2,839.50	-30,286.00	21,763.50	5,330.50	-29,933.50	1,054.18 %
500-0900-5816	Capital Assets - Infrastructure	190,001.00	860,303.48	59,370.75	481,467.39	2,029,303.42	-1,650,467.33	-191.85 %
500-0900-5824	Depreciation Expense	649,907.00	649,907.00	0.00	12,470.64	0.00	637,436.36	98.08 %
	Category: E80 - Capital Assets Total:	**889,908.00**	**1,507,370.98**	**29,084.75**	**515,701.53**	**2,034,633.92**	**-1,042,964.47**	**-69.19%**
Category: E85 - Interest Expense								
500-0900-5850	Interest Expense	74,629.00	76,229.00	5,190.84	120,702.80	16,620.29	-61,094.09	-80.15 %

		Original Total Budget	Current Total Budget	Period Activity	Fiscal Activity	Encumbrances	Variance Favorable (Unfavorable)	Percent Remaining
500-0900-5855	Loss	0.00	0.00	0.00	15,400.00	0.00	-15,400.00	0.00 %
	Category: E85 - Interest Expense Total:	**74,629.00**	**76,229.00**	**5,190.84**	**136,102.80**	**16,620.29**	**-76,494.09**	**-100.35%**
	Expense Total:	**6,232,135.05**	**7,230,557.62**	**444,688.85**	**4,348,576.55**	**2,146,246.30**	**735,734.77**	**10.18%**
	Department: 0900 - Water Surplus (Deficit):	**38,268.95**	**-933,913.62**	**133,131.63**	**264,372.91**	**-2,157,646.30**	**-959,359.77**	**-102.72%**
Department: 0950 - Wastewater								
Revenue								
Category: R50 - Sale of Services								
500-0950-4552	Sales - Wastewater	6,137,400.00	6,137,400.00	569,601.24	4,733,716.78	0.00	-1,403,683.22	22.87 %
500-0950-4558	Sales - WW Connections	15,000.00	15,000.00	2,100.00	21,900.00	0.00	6,900.00	146.00 %
	Category: R50 - Sale of Services Total:	**6,152,400.00**	**6,152,400.00**	**571,701.24**	**4,755,616.78**	**0.00**	**-1,396,783.22**	**22.70%**
Category: R60 - Miscellaneous Revenue								
500-0950-4631	Xfer Wastewater Impact	50,000.00	50,000.00	0.00	0.00	0.00	-50,000.00	100.00 %
	Category: R60 - Miscellaneous Revenue Total:	**50,000.00**	**50,000.00**	**0.00**	**0.00**	**0.00**	**-50,000.00**	**100.00%**
	Revenue Total:	**6,202,400.00**	**6,202,400.00**	**571,701.24**	**4,755,616.78**	**0.00**	**-1,446,783.22**	**23.33%**
Expense								
Category: E62 - Intergovernmental Tsfr								
500-0950-5624	Xfer to Water	6,137,400.00	6,137,400.00	571,701.24	4,755,616.79	0.00	1,381,783.21	22.51 %
500-0950-5631	Xfer to Wastewater Impact	50,000.00	50,000.00	0.00	0.00	0.00	50,000.00	100.00 %
	Category: E62 - Intergovernmental Tsfr Total:	**6,187,400.00**	**6,187,400.00**	**571,701.24**	**4,755,616.79**	**0.00**	**1,431,783.21**	**23.14%**
	Expense Total:	**6,187,400.00**	**6,187,400.00**	**571,701.24**	**4,755,616.79**	**0.00**	**1,431,783.21**	**23.14%**
	Department: 0950 - Wastewater Surplus (Deficit):	**15,000.00**	**15,000.00**	**0.00**	**-0.01**	**0.00**	**-15,000.01**	**100.00%**
	Fund: 500 - Water Fund Surplus (Deficit):	**-6,731.05**	**-978,913.62**	**132,978.81**	**263,589.11**	**-2,157,646.30**	**-915,143.57**	**-93.49%**
Fund: 510 - Wastewater Fund								
Department: 0950 - Wastewater								
Revenue								
Category: R60 - Miscellaneous Revenue								
510-0950-4600	Miscellaneous Revenue	0.00	0.00	5,009.00	6,530.75	0.00	6,530.75	0.00 %
	Category: R60 - Miscellaneous Revenue Total:	**0.00**	**0.00**	**5,009.00**	**6,530.75**	**0.00**	**6,530.75**	**0.00%**
Category: R62 - Intergovernmental Tsfrs								
510-0950-4623	Xfer from Other Fund	956,050.50	1,243,800.50	0.00	775,872.41	0.00	-467,928.09	37.62 %
510-0950-4625	Xfer from Sewer Sales	6,137,400.00	6,137,400.00	571,701.24	4,755,616.79	0.00	-1,381,783.21	22.51 %
	Category: R62 - Intergovernmental Tsfrs Total:	**7,093,450.50**	**7,381,200.50**	**571,701.24**	**5,531,489.20**	**0.00**	**-1,849,711.30**	**25.06%**
Category: R64 - Reimbursement								
510-0950-4640	Reimbursement Revenue	50,000.00	50,000.00	54,697.48	54,697.48	0.00	4,697.48	109.39 %
	Category: R64 - Reimbursement Total:	**50,000.00**	**50,000.00**	**54,697.48**	**54,697.48**	**0.00**	**4,697.48**	**9.39%**

		Original Total Budget	Current Total Budget	Period Activity	Fiscal Activity	Encumbrances	Variance Favorable (Unfavorable)	Percent Remaining
Category: R85 - Interest Revenue								
510-0950-4850	Interest Revenue	0.00	0.00	66.79	602.26	0.00	602.26	0.00 %
	Category: R85 - Interest Revenue Total:	**0.00**	**0.00**	**66.79**	**602.26**	**0.00**	**602.26**	**0.00%**
	Revenue Total:	**7,143,450.50**	**7,431,200.50**	**631,474.51**	**5,593,319.69**	**0.00**	**-1,837,880.81**	**24.73%**
Expense								
Category: E01 - Personnel Expense								
510-0950-5000	Salary Expense	1,763,304.18	1,763,304.18	111,079.18	1,133,951.46	0.00	629,352.72	35.69 %
510-0950-5005	SWB Reimbursement	156,392.00	156,392.00	13,032.67	117,294.03	0.00	39,097.97	25.00 %
510-0950-5010	Overtime Expense	100,000.00	100,000.00	9,383.56	99,371.42	0.00	628.58	0.63 %
510-0950-5020	FICA Expense	142,542.77	142,542.77	8,973.75	92,032.10	0.00	50,510.67	35.44 %
510-0950-5022	Unemployment Expense	378.00	378.00	0.00	343.36	0.00	34.64	9.16 %
510-0950-5025	Worker's Comp Expense	24,000.00	24,000.00	0.00	21,471.21	0.00	2,528.79	10.54 %
510-0950-5030	APERS Expense	285,458.20	285,458.20	18,454.42	187,195.62	0.00	98,262.58	34.42 %
510-0950-5040	Health Insurance Expense	395,806.41	395,806.41	22,867.62	216,270.78	0.00	179,535.63	45.36 %
510-0950-5050	Physical & Drug Screen Exp	1,800.00	1,800.00	48.00	180.00	0.00	1,620.00	90.00 %
510-0950-5055	Uniform Expense	11,189.26	11,189.26	1,351.45	6,663.86	-1,208.24	5,733.64	51.24 %
510-0950-5060	Travel & Training Expense	5,000.00	5,000.00	200.00	6,668.17	2,743.87	-4,412.04	-88.24 %
	Category: E01 - Personnel Expense Total:	**2,885,870.82**	**2,885,870.82**	**185,390.65**	**1,881,442.01**	**1,535.63**	**1,002,893.18**	**34.75%**
Category: E10 - Building & Grounds Exp								
510-0950-5102	Repairs & Maint - Building	25,000.00	25,000.00	5,079.99	20,370.62	1,523.76	3,105.62	12.42 %
510-0950-5110	Utilities - Electric	380,004.00	380,004.00	32,626.66	302,912.15	0.00	77,091.85	20.29 %
510-0950-5111	Utilities - Gas	2,700.00	2,700.00	109.52	1,463.83	0.00	1,236.17	45.78 %
510-0950-5112	Utilities - Water	114,720.00	114,720.00	10,150.16	65,871.34	0.00	48,848.66	42.58 %
510-0950-5115	Com Exp - Tel Landline.Interne	8,664.00	8,664.00	739.99	6,417.67	123.00	2,123.33	24.51 %
510-0950-5116	Communication Exp - Cellular	9,360.00	9,360.00	1,922.55	8,034.09	4,000.00	-2,674.09	-28.57 %
510-0950-5120	Insurance - Property	36,260.00	36,260.00	0.00	0.00	0.00	36,260.00	100.00 %
510-0950-5130	Sanitation	120,000.00	120,000.00	4,386.00	52,134.23	6,600.14	61,265.63	51.05 %
510-0950-5140	Supplies - B&G	3,000.00	3,000.00	0.00	224.47	0.00	2,775.53	92.52 %
510-0950-5142	Janitorial Supplies and Main	1,500.00	1,500.00	0.00	611.51	0.00	888.49	59.23 %
510-0950-5145	Tools	15,000.00	15,000.00	1,555.88	11,595.67	-196.13	3,600.46	24.00 %
	Category: E10 - Building & Grounds Exp Total:	**716,208.00**	**716,208.00**	**56,570.75**	**469,635.58**	**12,050.77**	**234,521.65**	**32.74%**
Category: E20 - Vehicle Expense								
510-0950-5200	Fuel Expense	75,000.00	75,000.00	12,128.34	58,471.77	-874.95	17,403.18	23.20 %
510-0950-5210	Service & Repair - Vehicle	90,000.00	90,000.00	8,915.92	93,486.11	26,024.17	-29,510.28	-32.79 %
510-0950-5218	Tire Expense	15,000.00	15,000.00	3,817.62	10,245.97	759.63	3,994.40	26.63 %
510-0950-5225	Insurance Expense - Vehicle	23,769.00	23,769.00	0.00	34,162.89	0.00	-10,393.89	-43.73 %
510-0950-5240	Equipment Rental	20,000.00	20,000.00	7,334.99	11,075.46	0.00	8,924.54	44.62 %
	Category: E20 - Vehicle Expense Total:	**223,769.00**	**223,769.00**	**32,196.87**	**207,442.20**	**25,908.85**	**-9,582.05**	**-4.28%**
Category: E30 - Supply Expense								
510-0950-5300	Supplies - Office	6,000.00	6,000.00	235.59	8,412.36	215.26	-2,627.62	-43.79 %

		Original Total Budget	Current Total Budget	Period Activity	Fiscal Activity	Encumbrances	Variance Favorable (Unfavorable)	Percent Remaining
510-0950-5322	Supplies - Operating	320,000.00	320,000.00	43,492.31	450,982.96	85,525.37	-216,508.33	-67.66 %
510-0950-5323	Materials and Maint	0.00	0.00	923.02	2,566.19	0.00	-2,566.19	0.00 %
510-0950-5324	Supplies - Chemicals	435,000.00	435,000.00	5,194.39	135,013.09	25,297.64	274,689.27	63.15 %
510-0950-5326	Supplies - Lab	75,000.00	75,000.00	10,541.35	49,788.40	28,315.34	-3,103.74	-4.14 %
510-0950-5350	Postage Expense	2,000.00	2,000.00	83.51	815.12	0.00	1,184.88	59.24 %
	Category: E30 - Supply Expense Total:	**838,000.00**	**838,000.00**	**60,470.17**	**647,578.12**	**139,353.61**	**51,068.27**	**6.09%**
Category: E40 - Operations Expense								
510-0950-5475	Credit Card Fees	20,001.24	20,001.24	0.00	10.10	0.00	19,991.14	99.95 %
510-0950-5480	Dues & Subscriptions	15,000.00	15,000.00	281.52	9,589.43	-453.69	5,864.26	39.10 %
510-0950-5530	Safety Program	7,000.00	7,000.00	136.36	509.34	1,387.52	5,103.14	72.90 %
	Category: E40 - Operations Expense Total:	**42,001.24**	**42,001.24**	**417.88**	**10,108.87**	**933.83**	**30,958.54**	**73.71%**
Category: E55 - Professional Services								
510-0950-5550	Prof Services - Acctg & Audit	14,350.00	14,350.00	0.00	13,392.96	957.04	0.00	0.00 %
510-0950-5553	Prof Services - Advertising	2,500.00	2,500.00	0.00	2,246.72	0.00	253.28	10.13 %
510-0950-5586	Prof Services - Other	264,000.00	477,029.15	3,193.09	195,333.94	211,815.60	69,879.61	14.65 %
510-0950-5589	Prof Services - Printing	55,000.00	55,000.00	4,783.95	41,709.78	14,250.00	-959.78	-1.75 %
	Category: E55 - Professional Services Total:	**335,850.00**	**548,879.15**	**7,977.04**	**252,683.40**	**227,022.64**	**69,173.11**	**12.60%**
Category: E60 - Miscellaneous Expense								
510-0950-5604	Hardware - New & Renewals	8,000.00	8,000.00	289.08	4,824.31	0.00	3,175.69	39.70 %
510-0950-5608	Software - New & Renewals	92,000.00	150,390.25	8,472.42	91,540.81	30,980.04	27,869.40	18.53 %
510-0950-5614	Copiers & Maintenance	2,034.00	2,034.00	137.98	1,040.20	318.69	675.11	33.19 %
	Category: E60 - Miscellaneous Expense Total:	**102,034.00**	**160,424.25**	**8,899.48**	**97,405.32**	**31,298.73**	**31,720.20**	**19.77%**
Category: E62 - Intergovernmental Tsfr								
510-0950-5626	Xfer to Other	289,500.00	592,086.00	28,585.06	540,366.83	0.00	51,719.17	8.74 %
	Category: E62 - Intergovernmental Tsfr Total:	**289,500.00**	**592,086.00**	**28,585.06**	**540,366.83**	**0.00**	**51,719.17**	**8.74%**
Category: E72 - Bond Expense								
510-0950-5724	Bond Fees	49,002.00	49,002.00	3,519.43	32,421.71	3,602.76	12,977.53	26.48 %
	Category: E72 - Bond Expense Total:	**49,002.00**	**49,002.00**	**3,519.43**	**32,421.71**	**3,602.76**	**12,977.53**	**26.48%**
Category: E80 - Capital Assets								
510-0950-5800	Capital Assets - Land	100,000.00	47,160.50	-31,076.00	21,763.50	5,330.50	20,066.50	42.55 %
510-0950-5808	Capital Assets - Vehicles	1.00	1.00	0.00	0.00	0.00	1.00	100.00 %
510-0950-5810	Capital Assets - Equipment	240,000.00	43,600.00	0.00	7,887.80	0.00	35,712.20	81.91 %
510-0950-5816	Capital Assets - Infrastructure	633,287.44	1,806,035.23	52,737.70	474,526.93	802,961.22	528,547.08	29.27 %
510-0950-5824	Depreciation Expense	666,550.50	666,550.50	0.00	6,114.95	0.00	660,435.55	99.08 %
	Category: E80 - Capital Assets Total:	**1,639,838.94**	**2,563,347.23**	**21,661.70**	**510,293.18**	**808,291.72**	**1,244,762.33**	**48.56%**
Category: E85 - Interest Expense								
510-0950-5850	Interest Expense	89,982.50	89,982.50	7,866.24	71,356.22	11,529.63	7,096.65	7.89 %

		Original Total Budget	Current Total Budget	Period Activity	Fiscal Activity	Encumbrances	Variance Favorable (Unfavorable)	Percent Remaining
510-0950-5855	Loss	0.00	0.00	0.00	-54,465.53	0.00	54,465.53	0.00 %
	Category: E85 - Interest Expense Total:	**89,982.50**	**89,982.50**	**7,866.24**	**16,890.69**	**11,529.63**	**61,562.18**	**68.42%**
	Expense Total:	**7,212,056.50**	**8,709,570.19**	**413,555.27**	**4,666,267.91**	**1,261,528.17**	**2,781,774.11**	**31.94%**
	Department: 0950 - Wastewater Surplus (Deficit):	**-68,606.00**	**-1,278,369.69**	**217,919.24**	**927,051.78**	**-1,261,528.17**	**943,893.30**	**73.84%**
	Fund: 510 - Wastewater Fund Surplus (Deficit):	**-68,606.00**	**-1,278,369.69**	**217,919.24**	**927,051.78**	**-1,261,528.17**	**943,893.30**	**73.84%**
Fund: 515 - Stormwater Utility Fund								
Department: 0140 - Stormwater								
Revenue								
Category: R20 - Licenses Permits & Fees								
515-0140-4250	Subdivision Plat & Filing Fees	0.00	0.00	2,300.00	5,000.00	0.00	5,000.00	0.00 %
515-0140-4259	Impact Fees	0.00	0.00	1,000.00	13,900.00	0.00	13,900.00	0.00 %
515-0140-4567	Stormwater In Lieu Fees	20,000.00	20,000.00	0.00	500.00	0.00	-19,500.00	97.50 %
	Category: R20 - Licenses Permits & Fees Total:	**20,000.00**	**20,000.00**	**3,300.00**	**19,400.00**	**0.00**	**-600.00**	**3.00%**
Category: R50 - Sale of Services								
515-0140-4568	Stormwater Rev - Residential	258,000.00	258,000.00	22,411.26	199,908.72	0.00	-58,091.28	22.52 %
515-0140-4569	Stormwater Rev - Business	46,800.00	46,800.00	4,110.00	37,111.71	0.00	-9,688.29	20.70 %
	Category: R50 - Sale of Services Total:	**304,800.00**	**304,800.00**	**26,521.26**	**237,020.43**	**0.00**	**-67,779.57**	**22.24%**
	Revenue Total:	**324,800.00**	**324,800.00**	**29,821.26**	**256,420.43**	**0.00**	**-68,379.57**	**21.05%**
Expense								
Category: E80 - Capital Assets								
515-0140-5816	Capital Assets - Infrastructure	1.00	595,277.95	0.00	588,923.35	25,238.60	-18,884.00	-3.17 %
	Category: E80 - Capital Assets Total:	**1.00**	**595,277.95**	**0.00**	**588,923.35**	**25,238.60**	**-18,884.00**	**-3.17%**
	Expense Total:	**1.00**	**595,277.95**	**0.00**	**588,923.35**	**25,238.60**	**-18,884.00**	**-3.17%**
	Department: 0140 - Stormwater Surplus (Deficit):	**324,799.00**	**-270,477.95**	**29,821.26**	**-332,502.92**	**-25,238.60**	**-87,263.57**	**-32.26%**
	Fund: 515 - Stormwater Utility Fund Surplus (Deficit):	**324,799.00**	**-270,477.95**	**29,821.26**	**-332,502.92**	**-25,238.60**	**-87,263.57**	**-32.26%**
Fund: 525 - Repair and Replace (formerly Depreciation)								
Department: 0900 - Water								
Expense								
Category: E62 - Intergovernmental Tsfr								
525-0900-5626	Xfer to Water	187,500.00	187,500.00	0.00	0.00	0.00	187,500.00	100.00 %
	Category: E62 - Intergovernmental Tsfr Total:	**187,500.00**	**187,500.00**	**0.00**	**0.00**	**0.00**	**187,500.00**	**100.00%**
	Expense Total:	**187,500.00**	**187,500.00**	**0.00**	**0.00**	**0.00**	**187,500.00**	**100.00%**
	Department: 0900 - Water Total:	**187,500.00**	**187,500.00**	**0.00**	**0.00**	**0.00**	**187,500.00**	**100.00%**
Department: 0950 - Wastewater								
Revenue								
Category: R62 - Intergovernmental Tsfrs								
525-0950-4625	Xfer from Water	477,000.00	477,000.00	52,145.78	392,238.54	0.00	-84,761.46	17.77 %

		Original Total Budget	Current Total Budget	Period Activity	Fiscal Activity	Encumbrances	Variance Favorable (Unfavorable)	Percent Remaining
	Category: R62 - Intergovernmental Tsfrs Total:	**477,000.00**	**477,000.00**	**52,145.78**	**392,238.54**	**0.00**	**-84,761.46**	**17.77%**
	Revenue Total:	**477,000.00**	**477,000.00**	**52,145.78**	**392,238.54**	**0.00**	**-84,761.46**	**17.77%**
Expense								
Category: E62 - Intergovernmental Tsfr								
525-0950-5626	Xfer to Other	289,500.00	289,500.00	0.00	204,212.65	0.00	85,287.35	29.46 %
	Category: E62 - Intergovernmental Tsfr Total:	**289,500.00**	**289,500.00**	**0.00**	**204,212.65**	**0.00**	**85,287.35**	**29.46%**
	Expense Total:	**289,500.00**	**289,500.00**	**0.00**	**204,212.65**	**0.00**	**85,287.35**	**29.46%**
	Department: 0950 - Wastewater Surplus (Deficit):	**187,500.00**	**187,500.00**	**52,145.78**	**188,025.89**	**0.00**	**525.89**	**-0.28%**
	Fund: 525 - Repair and Replace (formerly Depreciation) Surplus (Deficit):	**0.00**	**0.00**	**52,145.78**	**188,025.89**	**0.00**	**188,025.89**	**0.00%**
Fund: 535 - 2024B Sewer Construction Fund								
Department: 0950 - Wastewater								
Revenue								
Category: R62 - Intergovernmental Tsfrs								
535-0950-4623	Xfer from Other Fund	0.00	0.00	0.00	100.00	0.00	100.00	0.00 %
	Category: R62 - Intergovernmental Tsfrs Total:	**0.00**	**0.00**	**0.00**	**100.00**	**0.00**	**100.00**	**0.00%**
Category: R85 - Interest Revenue								
535-0950-4850	Interest Revenue	0.00	0.00	0.23	1.63	0.00	1.63	0.00 %
	Category: R85 - Interest Revenue Total:	**0.00**	**0.00**	**0.23**	**1.63**	**0.00**	**1.63**	**0.00%**
	Revenue Total:	**0.00**	**0.00**	**0.23**	**101.63**	**0.00**	**101.63**	**0.00%**
Expense								
Category: E62 - Intergovernmental Tsfr								
535-0950-5626	Xfer to other fund	0.00	0.00	0.00	0.19	0.00	-0.19	0.00 %
	Category: E62 - Intergovernmental Tsfr Total:	**0.00**	**0.00**	**0.00**	**0.19**	**0.00**	**-0.19**	**0.00%**
	Expense Total:	**0.00**	**0.00**	**0.00**	**0.19**	**0.00**	**-0.19**	**0.00%**
	Department: 0950 - Wastewater Surplus (Deficit):	**0.00**	**0.00**	**0.23**	**101.44**	**0.00**	**101.44**	**0.00%**
	Fund: 535 - 2024B Sewer Construction Fund Surplus (Deficit):	**0.00**	**0.00**	**0.23**	**101.44**	**0.00**	**101.44**	**0.00%**
Fund: 540 - 2025 Water and Sewer Revenue Bond Fund								
Department: 0140 - Stormwater								
Revenue								
Category: R62 - Intergovernmental Tsfrs								
540-0140-4623	Xfer from Other Fund	0.00	605,172.00	0.00	605,272.00	0.00	100.00	100.02 %
	Category: R62 - Intergovernmental Tsfrs Total:	**0.00**	**605,172.00**	**0.00**	**605,272.00**	**0.00**	**100.00**	**0.02%**

		Original Total Budget	Current Total Budget	Period Activity	Fiscal Activity	Encumbrances	Variance Favorable (Unfavorable)	Percent Remaining
Category: R85 - Interest Revenue								
540-0140-4850	Interest Revenue	0.00	0.00	1,390.50	11,310.22	0.00	11,310.22	0.00 %
Category: R85 - Interest Revenue Total:		**0.00**	**0.00**	**1,390.50**	**11,310.22**	**0.00**	**11,310.22**	**0.00%**
Revenue Total:		**0.00**	**605,172.00**	**1,390.50**	**616,582.22**	**0.00**	**11,410.22**	**1.89%**
Department: 0140 - Stormwater Total:		**0.00**	**605,172.00**	**1,390.50**	**616,582.22**	**0.00**	**11,410.22**	**1.89%**
Department: 0900 - Water								
Expense								
Category: E62 - Intergovernmental Tsfr								
540-0900-5626	Xfer to Other	0.00	0.00	0.00	100.00	0.00	-100.00	0.00 %
Category: E62 - Intergovernmental Tsfr Total:		**0.00**	**0.00**	**0.00**	**100.00**	**0.00**	**-100.00**	**0.00%**
Expense Total:		**0.00**	**0.00**	**0.00**	**100.00**	**0.00**	**-100.00**	**0.00%**
Department: 0900 - Water Total:		**0.00**	**0.00**	**0.00**	**100.00**	**0.00**	**-100.00**	**0.00%**
Fund: 540 - 2025 Water and Sewer Revenue Bond Fund Surplus (Deficit):		**0.00**	**605,172.00**	**1,390.50**	**616,482.22**	**0.00**	**11,310.22**	**-1.87%**
Fund: 545 - 2025 Water and Sewer Revenue Bond Construction								
Department: 0140 - Stormwater								
Revenue								
Category: R62 - Intergovernmental Tsfrs								
545-0140-4623	Xfer from Other Fund	0.00	0.00	0.00	100.00	0.00	100.00	0.00 %
Category: R62 - Intergovernmental Tsfrs Total:		**0.00**	**0.00**	**0.00**	**100.00**	**0.00**	**100.00**	**0.00%**
Revenue Total:		**0.00**	**0.00**	**0.00**	**100.00**	**0.00**	**100.00**	**0.00%**
Department: 0140 - Stormwater Total:		**0.00**	**0.00**	**0.00**	**100.00**	**0.00**	**100.00**	**0.00%**
Department: 0950 - Wastewater								
Expense								
Category: E62 - Intergovernmental Tsfr								
545-0950-5626	Xfer to Other	0.00	2,410.00	0.00	2,409.13	0.00	0.87	0.04 %
Category: E62 - Intergovernmental Tsfr Total:		**0.00**	**2,410.00**	**0.00**	**2,409.13**	**0.00**	**0.87**	**0.04%**
Expense Total:		**0.00**	**2,410.00**	**0.00**	**2,409.13**	**0.00**	**0.87**	**0.04%**
Department: 0950 - Wastewater Total:		**0.00**	**2,410.00**	**0.00**	**2,409.13**	**0.00**	**0.87**	**0.04%**
Fund: 545 - 2025 Water and Sewer Revenue Bond Construction Surplus (Deficit):		**0.00**	**-2,410.00**	**0.00**	**-2,309.13**	**0.00**	**100.87**	**4.19%**
Fund: 550 - Impact - Water								
Department: 0900 - Water								
Revenue								
Category: R20 - Licenses Permits & Fees								
550-0900-4259	Impact Fees	35,000.00	35,000.00	4,000.00	49,582.00	0.00	14,582.00	141.66 %
Category: R20 - Licenses Permits & Fees Total:		**35,000.00**	**35,000.00**	**4,000.00**	**49,582.00**	**0.00**	**14,582.00**	**41.66%**
Revenue Total:		**35,000.00**	**35,000.00**	**4,000.00**	**49,582.00**	**0.00**	**14,582.00**	**41.66%**

		Original Total Budget	Current Total Budget	Period Activity	Fiscal Activity	Encumbrances	Variance Favorable (Unfavorable)	Percent Remaining
Expense								
Category: E62 - Intergovernmental Tsfr								
550-0900-5626	Xfer to Other	50,000.00	76,240.00	0.00	0.00	0.00	76,240.00	100.00 %
	Category: E62 - Intergovernmental Tsfr Total:	**50,000.00**	**76,240.00**	**0.00**	**0.00**	**0.00**	**76,240.00**	**100.00%**
	Expense Total:	**50,000.00**	**76,240.00**	**0.00**	**0.00**	**0.00**	**76,240.00**	**100.00%**
	Department: 0900 - Water Surplus (Deficit):	**-15,000.00**	**-41,240.00**	**4,000.00**	**49,582.00**	**0.00**	**90,822.00**	**220.23%**
	Fund: 550 - Impact - Water Surplus (Deficit):	**-15,000.00**	**-41,240.00**	**4,000.00**	**49,582.00**	**0.00**	**90,822.00**	**220.23%**
Fund: 555 - Impact - WW								
Department: 0950 - Wastewater								
Revenue								
Category: R20 - Licenses Permits & Fees								
555-0950-4259	Impact Fees	50,000.00	50,000.00	9,200.00	75,950.00	0.00	25,950.00	151.90 %
	Category: R20 - Licenses Permits & Fees Total:	**50,000.00**	**50,000.00**	**9,200.00**	**75,950.00**	**0.00**	**25,950.00**	**51.90%**
	Revenue Total:	**50,000.00**	**50,000.00**	**9,200.00**	**75,950.00**	**0.00**	**25,950.00**	**51.90%**
Expense								
Category: E62 - Intergovernmental Tsfr								
555-0950-5626	Xfer to Other Fund	0.00	37,750.00	0.00	0.00	0.00	37,750.00	100.00 %
	Category: E62 - Intergovernmental Tsfr Total:	**0.00**	**37,750.00**	**0.00**	**0.00**	**0.00**	**37,750.00**	**100.00%**
	Expense Total:	**0.00**	**37,750.00**	**0.00**	**0.00**	**0.00**	**37,750.00**	**100.00%**
	Department: 0950 - Wastewater Surplus (Deficit):	**50,000.00**	**12,250.00**	**9,200.00**	**75,950.00**	**0.00**	**63,700.00**	**-520.00%**
	Fund: 555 - Impact - WW Surplus (Deficit):	**50,000.00**	**12,250.00**	**9,200.00**	**75,950.00**	**0.00**	**63,700.00**	**-520.00%**
Fund: 604 - W/WW Ref Rev 2017 Bd Fr								
Department: 0000 - Administration								
Revenue								
Category: R62 - Intergovernmental Tsfrs								
604-0000-4623	Xfer from Other Fund	50,000.00	50,000.00	19,729.69	177,567.21	0.00	127,567.21	355.13 %
	Category: R62 - Intergovernmental Tsfrs Total:	**50,000.00**	**50,000.00**	**19,729.69**	**177,567.21**	**0.00**	**127,567.21**	**255.13%**
Category: R85 - Interest Revenue								
604-0000-4850	Interest Revenue	2,000.00	2,000.00	568.66	3,537.59	0.00	1,537.59	176.88 %
	Category: R85 - Interest Revenue Total:	**2,000.00**	**2,000.00**	**568.66**	**3,537.59**	**0.00**	**1,537.59**	**76.88%**
	Revenue Total:	**52,000.00**	**52,000.00**	**20,298.35**	**181,104.80**	**0.00**	**129,104.80**	**248.28%**
Expense								
Category: E62 - Intergovernmental Tsfr								
604-0000-5626	Xfer to Other	50,000.00	50,000.00	0.00	39,878.13	0.00	10,121.87	20.24 %
	Category: E62 - Intergovernmental Tsfr Total:	**50,000.00**	**50,000.00**	**0.00**	**39,878.13**	**0.00**	**10,121.87**	**20.24%**

		Original Total Budget	Current Total Budget	Period Activity	Fiscal Activity	Encumbrances	Variance Favorable (Unfavorable)	Percent Remaining
Category: E72 - Bond Expense								
604-0000-5724	Bond Fees	2,000.00	2,000.00	166.67	1,500.03	0.00	499.97	25.00 %
Category: E72 - Bond Expense Total:		**2,000.00**	**2,000.00**	**166.67**	**1,500.03**	**0.00**	**499.97**	**25.00%**
Expense Total:		**52,000.00**	**52,000.00**	**166.67**	**41,378.16**	**0.00**	**10,621.84**	**20.43%**
Department: 0000 - Administration Surplus (Deficit):		**0.00**	**0.00**	**20,131.68**	**139,726.64**	**0.00**	**139,726.64**	**0.00%**
Fund: 604 - W/WW Ref Rev 2017 Bd Fr Surplus (Deficit):		**0.00**	**0.00**	**20,131.68**	**139,726.64**	**0.00**	**139,726.64**	**0.00%**
Fund: 606 - W/WW Ref Rev Bonds 2017 DSR								
Department: 0000 - Administration								
Revenue								
Category: R85 - Interest Revenue								
606-0000-4850	Interest Revenue	0.00	0.00	819.41	7,150.19	0.00	7,150.19	0.00 %
Category: R85 - Interest Revenue Total:		**0.00**	**0.00**	**819.41**	**7,150.19**	**0.00**	**7,150.19**	**0.00%**
Revenue Total:		**0.00**	**0.00**	**819.41**	**7,150.19**	**0.00**	**7,150.19**	**0.00%**
Department: 0000 - Administration Total:		**0.00**	**0.00**	**819.41**	**7,150.19**	**0.00**	**7,150.19**	**0.00%**
Fund: 606 - W/WW Ref Rev Bonds 2017 DSR Total:		**0.00**	**0.00**	**819.41**	**7,150.19**	**0.00**	**7,150.19**	**0.00%**
Fund: 620 - 10/2023 Infrastrure Fee W/WW								
Department: 0900 - Water								
Expense								
Category: E62 - Intergovernmental Tsfr								
620-0900-5626	Xfer to Water	1,316,457.50	1,316,457.50	0.00	1,299,667.00	0.00	16,790.50	1.28 %
Category: E62 - Intergovernmental Tsfr Total:		**1,316,457.50**	**1,316,457.50**	**0.00**	**1,299,667.00**	**0.00**	**16,790.50**	**1.28%**
Expense Total:		**1,316,457.50**	**1,316,457.50**	**0.00**	**1,299,667.00**	**0.00**	**16,790.50**	**1.28%**
Department: 0900 - Water Total:		**1,316,457.50**	**1,316,457.50**	**0.00**	**1,299,667.00**	**0.00**	**16,790.50**	**1.28%**
Department: 0950 - Wastewater								
Revenue								
Category: R50 - Sale of Services								
620-0950-4546	Infrastructure Fee	1,576,501.00	1,576,501.00	128,548.81	1,168,395.00	0.00	-408,106.00	25.89 %
Category: R50 - Sale of Services Total:		**1,576,501.00**	**1,576,501.00**	**128,548.81**	**1,168,395.00**	**0.00**	**-408,106.00**	**25.89%**
Revenue Total:		**1,576,501.00**	**1,576,501.00**	**128,548.81**	**1,168,395.00**	**0.00**	**-408,106.00**	**25.89%**
Department: 0950 - Wastewater Total:		**1,576,501.00**	**1,576,501.00**	**128,548.81**	**1,168,395.00**	**0.00**	**-408,106.00**	**25.89%**
Fund: 620 - 10/2023 Infrastrure Fee W/WW Surplus (Deficit):		**260,043.50**	**260,043.50**	**128,548.81**	**-131,272.00**	**0.00**	**-391,315.50**	**150.48%**
Report Surplus (Deficit):		**394,272.28**	**-4,560,292.99**	**1,562,117.70**	**2,280,149.34**	**-11,514,826.08**	**-4,674,383.75**	**-102.50%**

Group Summary

Categor...	Original Total Budget	Current Total Budget	Period Activity	Fiscal Activity	Encumbrances	Variance Favorable (Unfavorable)	Percent Remaining
Fund: 001 - General Fund							
Department: 0100 - Administration							
Revenue							
R15 - Taxes - Property	1,639,220.00	1,639,220.00	68,407.09	1,135,032.68	0.00	-504,187.32	30.76%
R60 - Miscellaneous Revenue	3,190.00	3,190.00	153.64	7,564.54	0.00	4,374.54	137.13%
R62 - Intergovernmental Tsfrs	7,150,347.00	7,150,347.00	592,521.00	5,332,689.00	0.00	-1,817,658.00	25.42%
R85 - Interest Revenue	380,000.00	380,000.00	45,548.27	232,075.59	0.00	-147,924.41	38.93%
Revenue Total:	**9,172,757.00**	**9,172,757.00**	**706,630.00**	**6,707,361.81**	**0.00**	**-2,465,395.19**	**26.88%**
Expense							
E01 - Personnel Expense	386,247.70	386,247.70	25,020.38	259,603.63	2,081.18	124,562.89	32.25%
E10 - Building & Grounds Exp	42,400.00	42,400.00	4,789.70	31,470.15	4,840.49	6,089.36	14.36%
E20 - Vehicle Expense	1,605.00	1,605.00	75.25	705.36	0.00	899.64	56.05%
E30 - Supply Expense	10,260.00	10,260.00	623.89	10,466.24	585.50	-791.74	-7.72%
E40 - Operations Expense	102,512.00	102,512.00	751.72	17,838.58	0.00	84,673.42	82.60%
E55 - Professional Services	127,000.00	163,000.00	119.36	126,510.76	484.26	36,004.98	22.09%
E60 - Miscellaneous Expense	30,385.00	66,385.00	10,720.77	58,827.33	19,733.62	-12,175.95	-18.34%
E62 - Intergovernmental Tsfr	0.00	690,000.00	0.00	50,188.94	4,700,000.00	-4,060,188.94	-588.43%
E68 - Donation Expense	95,550.00	95,550.00	0.00	83,789.52	0.00	11,760.48	12.31%
E85 - Interest Expense	5,306.58	5,331.58	420.16	4,126.57	1,202.12	2.89	0.05%
Expense Total:	**801,266.28**	**1,563,291.28**	**42,521.23**	**643,527.08**	**4,728,927.17**	**-3,809,162.97**	**-243.66%**
Department: 0100 - Administration Surplus (Deficit):	**8,371,490.72**	**7,609,465.72**	**664,108.77**	**6,063,834.73**	**-4,728,927.17**	**-6,274,558.16**	**82.46%**
Department: 0110 - Information Technology							
Expense							
E01 - Personnel Expense	6,200.00	6,200.00	274.00	1,264.00	0.00	4,936.00	79.61%
E20 - Vehicle Expense	1,000.00	1,000.00	0.00	0.00	0.00	1,000.00	100.00%
E60 - Miscellaneous Expense	281,291.97	270,412.49	33,942.49	152,367.02	64,233.52	53,811.95	19.90%
E72 - Bond Expense	28,781.68	28,902.68	2,432.36	21,546.28	7,355.48	0.92	0.00%
Expense Total:	**317,273.65**	**306,515.17**	**36,648.85**	**175,177.30**	**71,589.00**	**59,748.87**	**19.49%**
Department: 0110 - Information Technology Total:	**317,273.65**	**306,515.17**	**36,648.85**	**175,177.30**	**71,589.00**	**59,748.87**	**19.49%**
Department: 0120 - Planning & Development							
Revenue							
R10 - Taxes - Sales	125,000.00	125,000.00	17,363.23	162,005.00	0.00	37,005.00	-29.60%
R20 - Licenses Permits & Fees	550,800.00	550,800.00	29,330.11	374,154.62	0.00	-176,645.38	32.07%
R64 - Reimbursement	1,000.00	1,000.00	0.00	0.00	0.00	-1,000.00	100.00%
Revenue Surplus (Deficit):	**676,800.00**	**676,800.00**	**46,693.34**	**536,159.62**	**0.00**	**-140,640.38**	**20.78%**
Expense							
E01 - Personnel Expense	641,725.64	641,725.64	49,356.70	435,482.13	0.00	206,243.51	32.14%
E10 - Building & Grounds Exp	7,862.56	7,862.56	974.71	5,132.34	1,467.12	1,263.10	16.06%

Categor...	Original Total Budget	Current Total Budget	Period Activity	Fiscal Activity	Encumbrances	Variance Favorable (Unfavorable)	Percent Remaining
E20 - Vehicle Expense	7,870.00	7,870.00	889.40	8,820.38	0.00	-950.38	-12.08%
E30 - Supply Expense	3,500.00	3,500.00	539.75	2,192.98	0.00	1,307.02	37.34%
E40 - Operations Expense	60,660.00	60,660.00	2,477.63	48,191.37	2,575.00	9,893.63	16.31%
E55 - Professional Services	43,820.00	702,820.00	3,965.45	461,416.18	218,165.72	23,238.10	3.31%
E60 - Miscellaneous Expense	24,865.00	34,403.79	0.00	34,354.24	660.00	-610.45	-1.77%
E72 - Bond Expense	42,326.00	42,326.00	3,559.35	31,529.39	10,763.52	33.09	0.08%
E85 - Interest Expense	7,803.80	7,803.80	614.87	6,038.53	1,759.12	6.15	0.08%
Expense Total:	**840,433.00**	**1,508,971.79**	**62,377.86**	**1,033,157.54**	**235,390.48**	**240,423.77**	**15.93%**
Department: 0120 - Planning & Development Surplus (Deficit):	**-163,633.00**	**-832,171.79**	**-15,684.52**	**-496,997.92**	**-235,390.48**	**99,783.39**	**11.99%**
Department: 0200 - Animal Control							
Revenue							
R20 - Licenses Permits & Fees	24,380.00	24,380.00	1,952.00	15,376.84	0.00	-9,003.16	36.93%
R40 - Fines & Forfeitures	6,000.00	6,000.00	145.00	4,493.00	0.00	-1,507.00	25.12%
R62 - Intergovernmental Tsfrs	685,165.00	749,216.00	57,097.00	577,923.50	0.00	-171,292.50	22.86%
R70 - Grant Revenue	5,000.00	5,000.00	0.00	0.00	0.00	-5,000.00	100.00%
Revenue Surplus (Deficit):	**720,545.00**	**784,596.00**	**59,194.00**	**597,793.34**	**0.00**	**-186,802.66**	**23.81%**
Expense							
E01 - Personnel Expense	832,402.17	812,402.17	56,600.67	526,076.49	-504.00	286,829.68	35.31%
E10 - Building & Grounds Exp	37,458.80	102,968.80	47,092.89	92,648.95	2,528.99	7,790.86	7.57%
E20 - Vehicle Expense	14,473.00	14,473.00	3,068.81	16,901.18	1,169.86	-3,598.04	-24.86%
E30 - Supply Expense	16,850.00	16,850.00	1,937.86	12,092.29	1,873.56	2,884.15	17.12%
E40 - Operations Expense	2,325.00	2,325.00	125.72	901.95	0.00	1,423.05	61.21%
E55 - Professional Services	34,500.00	34,500.00	412.51	16,701.15	710.60	17,088.25	49.53%
E60 - Miscellaneous Expense	7,500.00	7,500.00	0.00	2,020.41	0.00	5,479.59	73.06%
E72 - Bond Expense	88,493.27	88,593.27	7,451.78	66,065.08	22,524.77	3.42	0.00%
E80 - Capital Assets	0.00	-5,533.38	0.00	58,855.75	0.00	-64,389.13	1,163.65%
E85 - Interest Expense	14,931.28	14,931.28	1,175.66	11,581.82	3,357.55	-8.09	-0.05%
Expense Total:	**1,048,933.52**	**1,089,010.14**	**117,865.90**	**803,845.07**	**31,661.33**	**253,503.74**	**23.28%**
Department: 0200 - Animal Control Surplus (Deficit):	**-328,388.52**	**-304,414.14**	**-58,671.90**	**-206,051.73**	**-31,661.33**	**66,701.08**	**21.91%**
Department: 0300 - Court							
Revenue							
R40 - Fines & Forfeitures	582,900.00	582,900.00	39,176.19	382,331.84	0.00	-200,568.16	34.41%
R60 - Miscellaneous Revenue	50,520.00	50,520.00	3,318.94	29,928.07	0.00	-20,591.93	40.76%
R64 - Reimbursement	160,000.00	160,000.00	0.00	199,657.15	0.00	39,657.15	-24.79%
Revenue Surplus (Deficit):	**793,420.00**	**793,420.00**	**42,495.13**	**611,917.06**	**0.00**	**-181,502.94**	**22.88%**
Expense							
E01 - Personnel Expense	528,065.78	528,065.78	35,687.35	385,387.27	0.00	142,678.51	27.02%
E10 - Building & Grounds Exp	23,176.00	22,456.00	1,776.08	12,531.52	808.94	9,115.54	40.59%
E30 - Supply Expense	12,200.00	12,200.00	1,002.73	5,603.35	299.32	6,297.33	51.62%
E40 - Operations Expense	165,627.12	165,627.12	13,568.55	122,830.58	0.00	42,796.54	25.84%

Categor...	Original Total Budget	Current Total Budget	Period Activity	Fiscal Activity	Encumbrances	Variance Favorable (Unfavorable)	Percent Remaining
E55 - Professional Services	4,100.00	4,100.00	0.00	1,417.63	0.00	2,682.37	65.42%
E60 - Miscellaneous Expense	3,056.00	16,776.00	1,685.85	4,885.88	11,790.61	99.51	0.59%
Expense Total:	**736,224.90**	**749,224.90**	**53,720.56**	**532,656.23**	**12,898.87**	**203,669.80**	**27.18%**
Department: 0300 - Court Surplus (Deficit):	**57,195.10**	**44,195.10**	**-11,225.43**	**79,260.83**	**-12,898.87**	**22,166.86**	**-50.16%**
Department: 0400 - Parks							
Revenue							
R60 - Miscellaneous Revenue	0.00	6,818.24	0.00	10,413.24	0.00	3,595.00	-52.73%
R62 - Intergovernmental Tsfrs	1,541,621.00	1,550,764.00	128,468.00	1,165,355.25	0.00	-385,408.75	24.85%
R64 - Reimbursement	0.00	0.00	0.00	0.40	0.00	0.40	0.00%
Revenue Surplus (Deficit):	**1,541,621.00**	**1,557,582.24**	**128,468.00**	**1,175,768.89**	**0.00**	**-381,813.35**	**24.51%**
Expense							
E01 - Personnel Expense	911,671.11	911,671.11	60,510.17	653,416.31	0.00	258,254.80	28.33%
E10 - Building & Grounds Exp	8,637.00	8,637.00	27.24	353.92	0.00	8,283.08	95.90%
E20 - Vehicle Expense	23,616.00	23,616.00	1,942.84	20,358.03	2,684.68	573.29	2.43%
E30 - Supply Expense	500.00	500.00	0.00	299.37	0.00	200.63	40.13%
E40 - Operations Expense	500.00	500.00	0.00	0.00	0.00	500.00	100.00%
E55 - Professional Services	39,750.00	47,250.00	3,890.00	28,526.59	12,018.41	6,705.00	14.19%
E60 - Miscellaneous Expense	20,600.00	25,460.73	4,720.66	24,195.66	0.00	1,265.07	4.97%
E72 - Bond Expense	273,318.83	273,393.83	22,979.41	203,974.08	69,418.74	1.01	0.00%
E80 - Capital Assets	0.00	-2.72	0.00	19,342.72	0.00	-19,345.44	11,229.41%
E85 - Interest Expense	39,960.26	39,965.26	3,133.68	31,043.63	8,920.48	1.15	0.00%
Expense Total:	**1,318,553.20**	**1,330,991.21**	**97,204.00**	**981,510.31**	**93,042.31**	**256,438.59**	**19.27%**
Department: 0400 - Parks Surplus (Deficit):	**223,067.80**	**226,591.03**	**31,264.00**	**194,258.58**	**-93,042.31**	**-125,374.76**	**55.33%**
Department: 0410 - Parks - Mills Park & Pool							
Revenue							
R50 - Sale of Services	90,500.00	90,500.00	2,092.00	81,189.00	0.00	-9,311.00	10.29%
Revenue Surplus (Deficit):	**90,500.00**	**90,500.00**	**2,092.00**	**81,189.00**	**0.00**	**-9,311.00**	**10.29%**
Expense							
E01 - Personnel Expense	34,474.91	34,474.91	1,065.13	33,112.72	0.00	1,362.19	3.95%
E10 - Building & Grounds Exp	49,807.00	39,807.00	7,335.83	44,719.39	0.00	-4,912.39	-12.34%
E30 - Supply Expense	18,100.00	18,100.00	949.08	15,990.83	0.00	2,109.17	11.65%
E80 - Capital Assets	0.00	347,083.78	85,843.49	119,259.71	449,881.73	-222,057.66	-63.98%
Expense Total:	**102,381.91**	**439,465.69**	**95,193.53**	**213,082.65**	**449,881.73**	**-223,498.69**	**-50.86%**
Department: 0410 - Parks - Mills Park & Pool Surplus (Deficit):	**-11,881.91**	**-348,965.69**	**-93,101.53**	**-131,893.65**	**-449,881.73**	**-232,809.69**	**-66.71%**
Department: 0420 - Parks - Midland							
Revenue							
R70 - Grant Revenue	0.00	0.00	54,966.41	54,966.41	0.00	54,966.41	0.00%
R74 - Sponsorships	37,500.00	37,500.00	0.00	19,425.00	0.00	-18,075.00	48.20%
Revenue Surplus (Deficit):	**37,500.00**	**37,500.00**	**54,966.41**	**74,391.41**	**0.00**	**36,891.41**	**-98.38%**

Categor...	Original Total Budget	Current Total Budget	Period Activity	Fiscal Activity	Encumbrances	Variance Favorable (Unfavorable)	Percent Remaining
Expense							
E10 - Building & Grounds Exp	43,552.00	43,552.00	8,146.43	33,973.95	8,231.00	1,347.05	3.09%
E80 - Capital Assets	0.00	6,493.62	54,966.41	57,428.25	0.00	-50,934.63	-784.38%
Expense Total:	**43,552.00**	**50,045.62**	**63,112.84**	**91,402.20**	**8,231.00**	**-49,587.58**	**-99.08%**
Department: 0420 - Parks - Midland Surplus (Deficit):	**-6,052.00**	**-12,545.62**	**-8,146.43**	**-17,010.79**	**-8,231.00**	**-12,696.17**	**-101.20%**
Department: 0430 - Parks - Bishop							
Revenue							
R30 - Membership Fees	277,475.00	277,475.00	18,300.00	176,212.35	0.00	-101,262.65	36.49%
R33 - Rental Fees	156,450.00	156,450.00	10,725.00	115,772.50	0.00	-40,677.50	26.00%
R36 - Park Program Fees	154,000.00	154,000.00	17,394.00	175,613.00	0.00	21,613.00	-14.03%
R50 - Sale of Services	130,250.00	130,250.00	2,821.00	83,630.16	0.00	-46,619.84	35.79%
R60 - Miscellaneous Revenue	2,000.00	2,000.00	198.00	8,907.12	0.00	6,907.12	-345.36%
R74 - Sponsorships	113,700.00	113,700.00	4,000.00	77,244.07	0.00	-36,455.93	32.06%
Revenue Surplus (Deficit):	**833,875.00**	**833,875.00**	**53,438.00**	**637,379.20**	**0.00**	**-196,495.80**	**23.56%**
Expense							
E01 - Personnel Expense	1,005,097.61	1,005,097.61	77,894.83	801,832.15	126.00	203,139.46	20.21%
E10 - Building & Grounds Exp	666,397.00	666,397.00	55,339.61	474,197.56	28,347.23	163,852.21	24.59%
E20 - Vehicle Expense	10,000.00	24,478.24	535.95	23,633.46	0.00	844.78	3.45%
E30 - Supply Expense	79,700.00	79,700.00	3,310.06	48,030.22	86.78	31,583.00	39.63%
E40 - Operations Expense	45,558.00	45,558.00	4,121.25	47,679.06	7,695.56	-9,816.62	-21.55%
E55 - Professional Services	119,300.00	119,300.00	10,070.27	148,602.32	0.00	-29,302.32	-24.56%
E80 - Capital Assets	0.00	58,312.25	0.00	316,687.75	19,420.00	-277,795.50	-476.39%
Expense Total:	**1,926,052.61**	**1,998,843.10**	**151,271.97**	**1,860,662.52**	**55,675.57**	**82,505.01**	**4.13%**
Department: 0430 - Parks - Bishop Surplus (Deficit):	**-1,092,177.61**	**-1,164,968.10**	**-97,833.97**	**-1,223,283.32**	**-55,675.57**	**-113,990.79**	**-9.78%**
Department: 0435 - Senior Center started in 7/2026							
Revenue							
R36 - Park Program Fees	0.00	0.00	100.00	100.00	0.00	100.00	0.00%
R50 - Sale of Services	0.00	0.00	593.00	2,157.31	0.00	2,157.31	0.00%
R60 - Miscellaneous Revenue	0.00	0.00	485.00	4,119.21	0.00	4,119.21	0.00%
R64 - Reimbursement	0.00	0.00	19,272.67	36,556.09	0.00	36,556.09	0.00%
R68 - Donation Revenue	0.00	0.00	4,122.48	7,941.25	0.00	7,941.25	0.00%
Revenue Surplus (Deficit):	**0.00**	**0.00**	**24,573.15**	**50,873.86**	**0.00**	**50,873.86**	**0.00%**
Expense							
E01 - Personnel Expense	0.00	0.00	18,535.93	53,155.68	0.00	-53,155.68	0.00%
E10 - Building & Grounds Exp	0.00	0.00	551.10	1,376.10	0.00	-1,376.10	0.00%
E30 - Supply Expense	0.00	0.00	6,623.96	19,335.58	0.00	-19,335.58	0.00%
E55 - Professional Services	0.00	0.00	7,345.26	13,466.31	0.00	-13,466.31	0.00%

Categor...	Original Total Budget	Current Total Budget	Period Activity	Fiscal Activity	Encumbrances	Variance Favorable (Unfavorable)	Percent Remaining
E60 - Miscellaneous Expense	0.00	4,049.49	0.00	4,049.49	0.00	0.00	0.00%
Expense Total:	**0.00**	**4,049.49**	**33,056.25**	**91,383.16**	**0.00**	**-87,333.67**	**-2,156.66%**
Department: 0435 - Senior Center started in 7/2026 Surplus (Deficit):	**0.00**	**-4,049.49**	**-8,483.10**	**-40,509.30**	**0.00**	**-36,459.81**	**-900.36%**
Department: 0440 - Parks - Alcoa							
Revenue							
R36 - Park Program Fees	1,200.00	1,200.00	30.00	270.00	0.00	-930.00	77.50%
R74 - Sponsorships	3,500.00	3,500.00	0.00	1,866.00	0.00	-1,634.00	46.69%
Revenue Surplus (Deficit):	**4,700.00**	**4,700.00**	**30.00**	**2,136.00**	**0.00**	**-2,564.00**	**54.55%**
Expense							
E10 - Building & Grounds Exp	24,112.00	24,112.00	955.75	16,832.92	0.00	7,279.08	30.19%
Expense Total:	**24,112.00**	**24,112.00**	**955.75**	**16,832.92**	**0.00**	**7,279.08**	**30.19%**
Department: 0440 - Parks - Alcoa Surplus (Deficit):	**-19,412.00**	**-19,412.00**	**-925.75**	**-14,696.92**	**0.00**	**4,715.08**	**24.29%**
Department: 0450 - Parks - Ashley							
Revenue							
R36 - Park Program Fees	7,000.00	7,000.00	907.50	4,890.00	0.00	-2,110.00	30.14%
Revenue Surplus (Deficit):	**7,000.00**	**7,000.00**	**907.50**	**4,890.00**	**0.00**	**-2,110.00**	**30.14%**
Expense							
E10 - Building & Grounds Exp	8,501.00	8,501.00	0.00	621.38	5,124.10	2,755.52	32.41%
Expense Total:	**8,501.00**	**8,501.00**	**0.00**	**621.38**	**5,124.10**	**2,755.52**	**32.41%**
Department: 0450 - Parks - Ashley Surplus (Deficit):	**-1,501.00**	**-1,501.00**	**907.50**	**4,268.62**	**-5,124.10**	**645.52**	**43.01%**
Department: 0500 - Fire							
Revenue							
R15 - Taxes - Property	700.00	700.00	0.00	0.00	0.00	-700.00	100.00%
R20 - Licenses Permits & Fees	1,500.00	1,500.00	0.00	1,125.00	0.00	-375.00	25.00%
R33 - Rental Fees	18,000.00	18,000.00	1,540.00	13,860.00	0.00	-4,140.00	23.00%
R60 - Miscellaneous Revenue	0.00	4,281.04	0.00	4,638.01	0.00	356.97	-8.34%
R62 - Intergovernmental Tsfrs	4,282,280.00	4,282,280.00	356,857.00	3,211,713.00	0.00	-1,070,567.00	25.00%
R66 - Sale of Equipment	15,000.00	15,000.00	0.00	0.00	0.00	-15,000.00	100.00%
R70 - Grant Revenue	0.00	0.00	0.00	363,636.36	0.00	363,636.36	0.00%
Revenue Surplus (Deficit):	**4,317,480.00**	**4,321,761.04**	**358,397.00**	**3,594,972.37**	**0.00**	**-726,788.67**	**16.82%**
Expense							
E01 - Personnel Expense	5,356,044.77	5,383,329.54	351,365.01	3,906,562.17	39.16	1,476,728.21	27.43%
E10 - Building & Grounds Exp	223,602.00	228,121.30	19,436.75	128,572.21	8,306.18	91,242.91	40.00%
E20 - Vehicle Expense	162,677.00	166,693.04	18,309.96	121,665.25	358.21	44,669.58	26.80%
E30 - Supply Expense	112,990.00	146,272.97	6,462.57	76,764.25	5,653.48	63,855.24	43.65%
E40 - Operations Expense	16,000.00	16,000.00	1,320.87	14,193.70	131.27	1,675.03	10.47%
E55 - Professional Services	1,000.00	1,000.00	0.00	379.94	0.00	620.06	62.01%
E60 - Miscellaneous Expense	22,100.00	22,100.00	0.00	5,892.00	0.00	16,208.00	73.34%
E72 - Bond Expense	247,405.44	764,963.68	75,869.31	535,428.66	229,534.82	0.20	0.00%

Categor...	Original Total Budget	Current Total Budget	Period Activity	Fiscal Activity	Encumbrances	Variance Favorable (Unfavorable)	Percent Remaining
E80 - Capital Assets	0.00	-327,039.28	0.00	447,039.28	0.00	-774,078.56	236.69%
E85 - Interest Expense	24,996.55	225,487.38	9,429.87	198,981.00	26,362.73	143.65	0.06%
Expense Total:	**6,166,815.76**	**6,626,928.63**	**482,194.34**	**5,435,478.46**	**270,385.85**	**921,064.32**	**13.90%**
Department: 0500 - Fire Surplus (Deficit):	**-1,849,335.76**	**-2,305,167.59**	**-123,797.34**	**-1,840,506.09**	**-270,385.85**	**194,275.65**	**8.43%**
Department: 0510 - Fire - Springhill Vol							
Revenue							
R15 - Taxes - Property	55,000.00	55,000.00	1,424.72	30,380.39	0.00	-24,619.61	44.76%
Revenue Surplus (Deficit):	**55,000.00**	**55,000.00**	**1,424.72**	**30,380.39**	**0.00**	**-24,619.61**	**44.76%**
Expense							
E30 - Supply Expense	50,000.00	50,000.00	2,163.28	42,031.61	636.27	7,332.12	14.66%
Expense Total:	**50,000.00**	**50,000.00**	**2,163.28**	**42,031.61**	**636.27**	**7,332.12**	**14.66%**
Department: 0510 - Fire - Springhill Vol Surplus (Deficit):	**5,000.00**	**5,000.00**	**-738.56**	**-11,651.22**	**-636.27**	**-17,287.49**	**345.75%**
Department: 0600 - Police							
Revenue							
R40 - Fines & Forfeitures	780.00	780.00	137.15	1,304.84	0.00	524.84	-67.29%
R60 - Miscellaneous Revenue	5,750.00	12,496.60	-142,276.70	8,783.88	0.00	-3,712.72	29.71%
R62 - Intergovernmental Tsfrs	1,712,912.00	1,712,912.00	285,486.00	1,284,687.00	0.00	-428,225.00	25.00%
R70 - Grant Revenue	106,200.00	106,200.00	1,941.92	17,198.82	0.00	-89,001.18	83.81%
Revenue Surplus (Deficit):	**1,825,642.00**	**1,832,388.60**	**145,288.37**	**1,311,974.54**	**0.00**	**-520,414.06**	**28.40%**
Expense							
E01 - Personnel Expense	4,336,853.70	4,448,511.81	279,047.92	3,310,940.80	188.25	1,137,382.76	25.57%
E10 - Building & Grounds Exp	160,818.00	237,674.09	20,278.78	182,481.26	16,353.03	38,839.80	16.34%
E20 - Vehicle Expense	361,900.00	376,820.44	31,120.57	320,043.26	14,656.51	42,120.67	11.18%
E30 - Supply Expense	41,950.00	41,950.00	162.47	35,952.31	8,086.43	-2,088.74	-4.98%
E40 - Operations Expense	11,380.00	11,380.00	750.00	6,729.36	106.54	4,544.10	39.93%
E55 - Professional Services	7,000.00	7,000.00	723.61	4,177.60	0.00	2,822.40	40.32%
E60 - Miscellaneous Expense	115,300.00	209,834.06	37,894.59	182,993.41	62,682.57	-35,841.92	-17.08%
E70 - Grant Expense	101,700.00	101,700.00	2,057.66	26,804.63	0.00	74,895.37	73.64%
E72 - Bond Expense	121,540.34	121,540.34	10,146.02	90,690.78	30,542.70	306.86	0.25%
E80 - Capital Assets	439,914.00	439,914.00	47,723.46	409,824.62	1,369,985.48	-1,339,896.10	-304.58%
E85 - Interest Expense	20,496.56	20,496.56	3,607.37	13,392.31	73,931.51	-66,827.26	-326.04%
Expense Total:	**5,718,852.60**	**6,016,821.30**	**433,512.45**	**4,584,030.34**	**1,576,533.02**	**-143,742.06**	**-2.39%**
Department: 0600 - Police Surplus (Deficit):	**-3,893,210.60**	**-4,184,432.70**	**-288,224.08**	**-3,272,055.80**	**-1,576,533.02**	**-664,156.12**	**-15.87%**
Department: 0610 - Police - Non Uniform was Dispatch							
Expense							
E01 - Personnel Expense	499,800.84	499,800.84	37,700.47	377,050.08	0.00	122,750.76	24.56%

Categor...	Original Total Budget	Current Total Budget	Period Activity	Fiscal Activity	Encumbrances	Variance Favorable (Unfavorable)	Percent Remaining
E64 - Reimbursement	128,000.00	128,000.00	0.00	149,107.50	0.00	-21,107.50	-16.49%
Expense Total:	**627,800.84**	**627,800.84**	**37,700.47**	**526,157.58**	**0.00**	**101,643.26**	**16.19%**
Department: 0610 - Police - Non Uniform was Dispatch Total:	**627,800.84**	**627,800.84**	**37,700.47**	**526,157.58**	**0.00**	**101,643.26**	**16.19%**
Department: 0620 - Police - SRO							
Revenue							
R64 - Reimbursement	449,000.00	449,000.00	0.00	376,655.87	0.00	-72,344.13	16.11%
Revenue Surplus (Deficit):	**449,000.00**	**449,000.00**	**0.00**	**376,655.87**	**0.00**	**-72,344.13**	**16.11%**
Expense							
E01 - Personnel Expense	771,138.30	771,138.30	51,880.19	635,426.99	0.00	135,711.31	17.60%
E10 - Building & Grounds Exp	9,600.00	9,600.00	785.58	3,062.94	1,600.00	4,937.06	51.43%
E60 - Miscellaneous Expense	2,500.00	2,500.00	0.00	2,000.00	0.00	500.00	20.00%
Expense Total:	**783,238.30**	**783,238.30**	**52,665.77**	**640,489.93**	**1,600.00**	**141,148.37**	**18.02%**
Department: 0620 - Police - SRO Surplus (Deficit):	**-334,238.30**	**-334,238.30**	**-52,665.77**	**-263,834.06**	**-1,600.00**	**68,804.24**	**20.59%**
Department: 0630 - Police - K9							
Expense							
E30 - Supply Expense	3,000.00	3,000.00	248.45	1,739.15	483.82	777.03	25.90%
E40 - Operations Expense	5,500.00	5,500.00	1,816.54	2,931.46	258.52	2,310.02	42.00%
E55 - Professional Services	3,000.00	3,000.00	494.58	1,008.97	164.22	1,826.81	60.89%
Expense Total:	**11,500.00**	**11,500.00**	**2,559.57**	**5,679.58**	**906.56**	**4,913.86**	**42.73%**
Department: 0630 - Police - K9 Total:	**11,500.00**	**11,500.00**	**2,559.57**	**5,679.58**	**906.56**	**4,913.86**	**42.73%**
Fund: 001 - General Fund Surplus (Deficit):	**348.43**	**-2,572,430.58**	**-140,127.00**	**-1,883,882.50**	**-7,542,483.26**	**-6,853,935.18**	**-266.44%**
Fund: 002 - Sales Tax Fund							
Department: 0100 - Administration							
Revenue							
R10 - Taxes - Sales	6,851,648.00	6,851,648.00	576,154.08	5,187,142.71	0.00	-1,664,505.29	24.29%
Revenue Surplus (Deficit):	**6,851,648.00**	**6,851,648.00**	**576,154.08**	**5,187,142.71**	**0.00**	**-1,664,505.29**	**24.29%**
Expense							
E62 - Intergovernmental Tsfr	6,851,648.00	6,851,648.00	570,971.00	5,138,739.00	0.00	1,712,909.00	25.00%
Expense Total:	**6,851,648.00**	**6,851,648.00**	**570,971.00**	**5,138,739.00**	**0.00**	**1,712,909.00**	**25.00%**
Department: 0100 - Administration Surplus (Deficit):	**0.00**	**0.00**	**5,183.08**	**48,403.71**	**0.00**	**48,403.71**	**0.00%**
Fund: 002 - Sales Tax Fund Surplus (Deficit):	**0.00**	**0.00**	**5,183.08**	**48,403.71**	**0.00**	**48,403.71**	**0.00%**
Fund: 003 - Franchise Fees Fund							
Department: 0100 - Administration							
Revenue							
R50 - Sale of Services	1,385,000.00	1,385,000.00	179,139.08	1,397,517.42	0.00	12,517.42	-0.90%
Revenue Surplus (Deficit):	**1,385,000.00**	**1,385,000.00**	**179,139.08**	**1,397,517.42**	**0.00**	**12,517.42**	**-0.90%**

Categor...	Original Total Budget	Current Total Budget	Period Activity	Fiscal Activity	Encumbrances	Variance Favorable (Unfavorable)	Percent Remaining
Expense							
E62 - Intergovernmental Tsfr	258,600.00	258,600.00	21,550.00	193,950.00	0.00	64,650.00	25.00%
Expense Total:	**258,600.00**	**258,600.00**	**21,550.00**	**193,950.00**	**0.00**	**64,650.00**	**25.00%**
Department: 0100 - Administration Surplus (Deficit):	**1,126,400.00**	**1,126,400.00**	**157,589.08**	**1,203,567.42**	**0.00**	**77,167.42**	**-6.85%**
Department: 0800 - Street							
Expense							
E62 - Intergovernmental Tsfr	1,125,817.00	1,125,817.00	93,110.58	834,155.44	279,331.77	12,329.79	1.10%
Expense Total:	**1,125,817.00**	**1,125,817.00**	**93,110.58**	**834,155.44**	**279,331.77**	**12,329.79**	**1.10%**
Department: 0800 - Street Total:	**1,125,817.00**	**1,125,817.00**	**93,110.58**	**834,155.44**	**279,331.77**	**12,329.79**	**1.10%**
Fund: 003 - Franchise Fees Fund Surplus (Deficit):	**583.00**	**583.00**	**64,478.50**	**369,411.98**	**-279,331.77**	**89,497.21**	**15,351.15%**
Fund: 005 - Designated Tax Fund							
Department: 0200 - Animal Control							
Revenue							
R10 - Taxes - Sales	685,165.00	685,165.00	57,615.41	518,714.29	0.00	-166,450.71	24.29%
Revenue Surplus (Deficit):	**685,165.00**	**685,165.00**	**57,615.41**	**518,714.29**	**0.00**	**-166,450.71**	**24.29%**
Expense							
E62 - Intergovernmental Tsfr	685,165.00	685,165.00	57,097.00	513,873.00	0.00	171,292.00	25.00%
Expense Total:	**685,165.00**	**685,165.00**	**57,097.00**	**513,873.00**	**0.00**	**171,292.00**	**25.00%**
Department: 0200 - Animal Control Surplus (Deficit):	**0.00**	**0.00**	**518.41**	**4,841.29**	**0.00**	**4,841.29**	**0.00%**
Department: 0400 - Parks							
Revenue							
R10 - Taxes - Sales	685,165.00	685,165.00	57,615.41	518,714.29	0.00	-166,450.71	24.29%
Revenue Surplus (Deficit):	**685,165.00**	**685,165.00**	**57,615.41**	**518,714.29**	**0.00**	**-166,450.71**	**24.29%**
Expense							
E62 - Intergovernmental Tsfr	685,165.00	685,165.00	57,097.00	513,873.00	0.00	171,292.00	25.00%
Expense Total:	**685,165.00**	**685,165.00**	**57,097.00**	**513,873.00**	**0.00**	**171,292.00**	**25.00%**
Department: 0400 - Parks Surplus (Deficit):	**0.00**	**0.00**	**518.41**	**4,841.29**	**0.00**	**4,841.29**	**0.00%**
Department: 0500 - Fire							
Revenue							
R10 - Taxes - Sales	1,712,912.00	1,712,912.00	144,038.52	1,296,785.68	0.00	-416,126.32	24.29%
Revenue Surplus (Deficit):	**1,712,912.00**	**1,712,912.00**	**144,038.52**	**1,296,785.68**	**0.00**	**-416,126.32**	**24.29%**
Expense							
E62 - Intergovernmental Tsfr	1,712,912.00	1,712,912.00	142,743.00	1,284,687.00	0.00	428,225.00	25.00%
Expense Total:	**1,712,912.00**	**1,712,912.00**	**142,743.00**	**1,284,687.00**	**0.00**	**428,225.00**	**25.00%**
Department: 0500 - Fire Surplus (Deficit):	**0.00**	**0.00**	**1,295.52**	**12,098.68**	**0.00**	**12,098.68**	**0.00%**

Categor...	Original Total Budget	Current Total Budget	Period Activity	Fiscal Activity	Encumbrances	Variance Favorable (Unfavorable)	Percent Remaining
Department: 0600 - Police							
Revenue							
R10 - Taxes - Sales	1,712,912.00	1,712,912.00	144,038.52	1,296,785.68	0.00	-416,126.32	24.29%
Revenue Surplus (Deficit):	**1,712,912.00**	**1,712,912.00**	**144,038.52**	**1,296,785.68**	**0.00**	**-416,126.32**	**24.29%**
Expense							
E62 - Intergovernmental Tsfr	1,712,912.00	1,712,912.00	142,743.00	1,284,687.00	0.00	428,225.00	25.00%
Expense Total:	**1,712,912.00**	**1,712,912.00**	**142,743.00**	**1,284,687.00**	**0.00**	**428,225.00**	**25.00%**
Department: 0600 - Police Surplus (Deficit):	**0.00**	**0.00**	**1,295.52**	**12,098.68**	**0.00**	**12,098.68**	**0.00%**
Department: 0800 - Street							
Revenue							
R10 - Taxes - Sales	2,055,494.00	2,055,494.00	172,846.22	1,556,142.77	0.00	-499,351.23	24.29%
Revenue Surplus (Deficit):	**2,055,494.00**	**2,055,494.00**	**172,846.22**	**1,556,142.77**	**0.00**	**-499,351.23**	**24.29%**
Expense							
E62 - Intergovernmental Tsfr	2,055,494.00	2,055,494.00	171,291.00	1,541,619.00	0.00	513,875.00	25.00%
Expense Total:	**2,055,494.00**	**2,055,494.00**	**171,291.00**	**1,541,619.00**	**0.00**	**513,875.00**	**25.00%**
Department: 0800 - Street Surplus (Deficit):	**0.00**	**0.00**	**1,555.22**	**14,523.77**	**0.00**	**14,523.77**	**0.00%**
Fund: 005 - Designated Tax Fund Surplus (Deficit):	**0.00**	**0.00**	**5,183.08**	**48,403.71**	**0.00**	**48,403.71**	**0.00%**
Fund: 010 - Electronic Tax							
Department: 0100 - Administration							
Revenue							
R85 - Interest Revenue	0.00	0.00	553.78	1,616.57	0.00	1,616.57	0.00%
Revenue Surplus (Deficit):	**0.00**	**0.00**	**553.78**	**1,616.57**	**0.00**	**1,616.57**	**0.00%**
Department: 0100 - Administration Surplus (Deficit):	**0.00**	**0.00**	**553.78**	**1,616.57**	**0.00**	**1,616.57**	**0.00%**
Fund: 010 - Electronic Tax Surplus (Deficit):	**0.00**	**0.00**	**553.78**	**1,616.57**	**0.00**	**1,616.57**	**0.00%**
Fund: 020 - Animal Control Donation							
Department: 0200 - Animal Control							
Revenue							
R68 - Donation Revenue	2,500.00	2,500.00	0.00	0.00	0.00	-2,500.00	100.00%
Revenue Surplus (Deficit):	**2,500.00**	**2,500.00**	**0.00**	**0.00**	**0.00**	**-2,500.00**	**100.00%**
Expense							
E55 - Professional Services	2,500.00	4,000.00	0.00	4,807.88	0.00	-807.88	-20.20%
Expense Total:	**2,500.00**	**4,000.00**	**0.00**	**4,807.88**	**0.00**	**-807.88**	**-20.20%**
Department: 0200 - Animal Control Surplus (Deficit):	**0.00**	**-1,500.00**	**0.00**	**-4,807.88**	**0.00**	**-3,307.88**	**-220.53%**
Fund: 020 - Animal Control Donation Surplus (Deficit):	**0.00**	**-1,500.00**	**0.00**	**-4,807.88**	**0.00**	**-3,307.88**	**-220.53%**

Categor...	Original Total Budget	Current Total Budget	Period Activity	Fiscal Activity	Encumbrances	Variance Favorable (Unfavorable)	Percent Remaining
Fund: 030 - Act 1256 of 1995 Court							
Department: 0300 - Court							
Revenue							
R40 - Fines & Forfeitures	401,250.00	401,250.00	27,429.80	260,969.75	0.00	-140,280.25	34.96%
Revenue Surplus (Deficit):	**401,250.00**	**401,250.00**	**27,429.80**	**260,969.75**	**0.00**	**-140,280.25**	**34.96%**
Expense							
E01 - Personnel Expense	5,200.00	5,200.00	0.00	0.00	0.00	5,200.00	100.00%
E40 - Operations Expense	396,050.00	396,050.00	27,429.80	260,969.74	0.00	135,080.26	34.11%
Expense Total:	**401,250.00**	**401,250.00**	**27,429.80**	**260,969.74**	**0.00**	**140,280.26**	**34.96%**
Department: 0300 - Court Surplus (Deficit):	**0.00**	**0.00**	**0.00**	**0.01**	**0.00**	**0.01**	**0.00%**
Fund: 030 - Act 1256 of 1995 Court Surplus (Deficit):	**0.00**	**0.00**	**0.00**	**0.01**	**0.00**	**0.01**	**0.00%**
Fund: 031 - Act 1809 of 2001 Court Auto							
Department: 0300 - Court							
Revenue							
R40 - Fines & Forfeitures	36,000.00	36,000.00	3,145.00	35,914.60	0.00	-85.40	0.24%
R62 - Intergovernmental Tsfrs	0.00	0.00	0.00	50,088.94	0.00	50,088.94	0.00%
R85 - Interest Revenue	0.00	0.00	184.61	1,231.16	0.00	1,231.16	0.00%
Revenue Surplus (Deficit):	**36,000.00**	**36,000.00**	**3,329.61**	**87,234.70**	**0.00**	**51,234.70**	**-142.32%**
Expense							
E60 - Miscellaneous Expense	36,000.00	36,000.00	6,166.00	31,357.51	8,914.95	-4,272.46	-11.87%
Expense Total:	**36,000.00**	**36,000.00**	**6,166.00**	**31,357.51**	**8,914.95**	**-4,272.46**	**-11.87%**
Department: 0300 - Court Surplus (Deficit):	**0.00**	**0.00**	**-2,836.39**	**55,877.19**	**-8,914.95**	**46,962.24**	**0.00%**
Fund: 031 - Act 1809 of 2001 Court Auto Surplus (Deficit):	**0.00**	**0.00**	**-2,836.39**	**55,877.19**	**-8,914.95**	**46,962.24**	**0.00%**
Fund: 045 - Park 1/8 SalesTax O & M							
Department: 0400 - Parks							
Revenue							
R10 - Taxes - Sales	830,950.00	830,950.00	72,019.26	648,392.83	0.00	-182,557.17	21.97%
Revenue Surplus (Deficit):	**830,950.00**	**830,950.00**	**72,019.26**	**648,392.83**	**0.00**	**-182,557.17**	**21.97%**
Expense							
E62 - Intergovernmental Tsfr	830,950.00	830,950.00	71,371.00	642,339.00	0.00	188,611.00	22.70%
Expense Total:	**830,950.00**	**830,950.00**	**71,371.00**	**642,339.00**	**0.00**	**188,611.00**	**22.70%**
Department: 0400 - Parks Surplus (Deficit):	**0.00**	**0.00**	**648.26**	**6,053.83**	**0.00**	**6,053.83**	**0.00%**
Fund: 045 - Park 1/8 SalesTax O & M Surplus (Deficit):	**0.00**	**0.00**	**648.26**	**6,053.83**	**0.00**	**6,053.83**	**0.00%**

Categor...		Original Total Budget	Current Total Budget	Period Activity	Fiscal Activity	Encumbrances	Variance Favorable (Unfavorable)	Percent Remaining
Fund: 051 - Act 833 of 1991 Fire								
Department: 0500 - Fire								
Revenue								
R15 - Taxes - Property		28,000.00	28,000.00	12,060.24	32,409.36	0.00	4,409.36	-15.75%
	Revenue Surplus (Deficit):	**28,000.00**	**28,000.00**	**12,060.24**	**32,409.36**	**0.00**	**4,409.36**	**-15.75%**
Expense								
E40 - Operations Expense		145,000.00	145,000.00	0.00	0.00	0.00	145,000.00	100.00%
	Expense Total:	**145,000.00**	**145,000.00**	**0.00**	**0.00**	**0.00**	**145,000.00**	**100.00%**
	Department: 0500 - Fire Surplus (Deficit):	**-117,000.00**	**-117,000.00**	**12,060.24**	**32,409.36**	**0.00**	**149,409.36**	**127.70%**
	Fund: 051 - Act 833 of 1991 Fire Surplus (Deficit):	**-117,000.00**	**-117,000.00**	**12,060.24**	**32,409.36**	**0.00**	**149,409.36**	**127.70%**
Fund: 055 - Fire 3/8 SalesTax								
Department: 0500 - Fire								
Revenue								
R10 - Taxes - Sales		2,492,850.00	2,492,850.00	216,057.79	1,945,178.56	0.00	-547,671.44	21.97%
	Revenue Surplus (Deficit):	**2,492,850.00**	**2,492,850.00**	**216,057.79**	**1,945,178.56**	**0.00**	**-547,671.44**	**21.97%**
Expense								
E62 - Intergovernmental Tsfr		2,492,850.00	2,492,850.00	214,114.00	1,927,026.00	0.00	565,824.00	22.70%
	Expense Total:	**2,492,850.00**	**2,492,850.00**	**214,114.00**	**1,927,026.00**	**0.00**	**565,824.00**	**22.70%**
	Department: 0500 - Fire Surplus (Deficit):	**0.00**	**0.00**	**1,943.79**	**18,152.56**	**0.00**	**18,152.56**	**0.00%**
	Fund: 055 - Fire 3/8 SalesTax Surplus (Deficit):	**0.00**	**0.00**	**1,943.79**	**18,152.56**	**0.00**	**18,152.56**	**0.00%**
Fund: 061 - Act 918 of 1983 Police								
Department: 0600 - Police								
Revenue								
R40 - Fines & Forfeitures		15,000.00	15,000.00	910.87	12,396.06	0.00	-2,603.94	17.36%
	Revenue Surplus (Deficit):	**15,000.00**	**15,000.00**	**910.87**	**12,396.06**	**0.00**	**-2,603.94**	**17.36%**
Expense								
E60 - Miscellaneous Expense		15,000.00	15,000.00	0.00	8,868.84	0.00	6,131.16	40.87%
	Expense Total:	**15,000.00**	**15,000.00**	**0.00**	**8,868.84**	**0.00**	**6,131.16**	**40.87%**
	Department: 0600 - Police Surplus (Deficit):	**0.00**	**0.00**	**910.87**	**3,527.22**	**0.00**	**3,527.22**	**0.00%**
	Fund: 061 - Act 918 of 1983 Police Surplus (Deficit):	**0.00**	**0.00**	**910.87**	**3,527.22**	**0.00**	**3,527.22**	**0.00%**
Fund: 062 - Act 988 of 1991 Emerg Veh								
Department: 0600 - Police								
Revenue								
R40 - Fines & Forfeitures		12,000.00	12,000.00	991.92	5,831.38	0.00	-6,168.62	51.41%
	Revenue Surplus (Deficit):	**12,000.00**	**12,000.00**	**991.92**	**5,831.38**	**0.00**	**-6,168.62**	**51.41%**

Categor...	Original Total Budget	Current Total Budget	Period Activity	Fiscal Activity	Encumbrances	Variance Favorable (Unfavorable)	Percent Remaining
Expense							
E40 - Operations Expense	12,000.00	12,000.00	0.00	0.00	0.00	12,000.00	100.00%
Expense Total:	**12,000.00**	**12,000.00**	**0.00**	**0.00**	**0.00**	**12,000.00**	**100.00%**
Department: 0600 - Police Surplus (Deficit):	**0.00**	**0.00**	**991.92**	**5,831.38**	**0.00**	**5,831.38**	**0.00%**
Fund: 062 - Act 988 of 1991 Emerg Veh Surplus (Deficit):	**0.00**	**0.00**	**991.92**	**5,831.38**	**0.00**	**5,831.38**	**0.00%**
Fund: 066 - Federal Drug Control							
Department: 0600 - Police							
Revenue							
R85 - Interest Revenue	0.00	0.00	67.26	606.48	0.00	606.48	0.00%
Revenue Surplus (Deficit):	**0.00**	**0.00**	**67.26**	**606.48**	**0.00**	**606.48**	**0.00%**
Department: 0600 - Police Surplus (Deficit):	**0.00**	**0.00**	**67.26**	**606.48**	**0.00**	**606.48**	**0.00%**
Fund: 066 - Federal Drug Control Surplus (Deficit):	**0.00**	**0.00**	**67.26**	**606.48**	**0.00**	**606.48**	**0.00%**
Fund: 068 - State Drug Control							
Department: 0600 - Police							
Revenue							
R40 - Fines & Forfeitures	5,000.00	5,000.00	0.00	1,062.00	0.00	-3,938.00	78.76%
R85 - Interest Revenue	0.00	0.00	100.31	885.57	0.00	885.57	0.00%
Revenue Surplus (Deficit):	**5,000.00**	**5,000.00**	**100.31**	**1,947.57**	**0.00**	**-3,052.43**	**61.05%**
Expense							
E60 - Miscellaneous Expense	5,000.00	5,000.00	0.00	0.00	0.00	5,000.00	100.00%
Expense Total:	**5,000.00**	**5,000.00**	**0.00**	**0.00**	**0.00**	**5,000.00**	**100.00%**
Department: 0600 - Police Surplus (Deficit):	**0.00**	**0.00**	**100.31**	**1,947.57**	**0.00**	**1,947.57**	**0.00%**
Fund: 068 - State Drug Control Surplus (Deficit):	**0.00**	**0.00**	**100.31**	**1,947.57**	**0.00**	**1,947.57**	**0.00%**
Fund: 080 - Street Fund							
Department: 0140 - Stormwater							
Expense							
E01 - Personnel Expense	639,562.59	639,562.59	36,814.48	373,923.47	0.00	265,639.12	41.53%
E10 - Building & Grounds Exp	4,512.00	4,512.00	672.90	2,691.15	1,440.00	380.85	8.44%
E20 - Vehicle Expense	27,020.00	27,020.00	1,201.77	8,613.64	915.17	17,491.19	64.73%
E30 - Supply Expense	25,400.00	25,400.00	877.98	2,786.48	882.18	21,731.34	85.56%
E40 - Operations Expense	16,200.00	16,200.00	0.00	3,699.61	0.00	12,500.39	77.16%
E55 - Professional Services	41,000.00	48,000.00	0.00	45,190.93	3,500.00	-690.93	-1.44%
Expense Total:	**753,694.59**	**760,694.59**	**39,567.13**	**436,905.28**	**6,737.35**	**317,051.96**	**41.68%**
Department: 0140 - Stormwater Total:	**753,694.59**	**760,694.59**	**39,567.13**	**436,905.28**	**6,737.35**	**317,051.96**	**41.68%**
Department: 0800 - Street							
Revenue							
R15 - Taxes - Property	2,361,000.00	2,361,000.00	175,681.44	1,729,283.11	0.00	-631,716.89	26.76%
R60 - Miscellaneous Revenue	1,500.00	20,412.73	500.00	24,917.23	0.00	4,504.50	-22.07%

Categor...	Original Total Budget	Current Total Budget	Period Activity	Fiscal Activity	Encumbrances	Variance Favorable (Unfavorable)	Percent Remaining
R62 - Intergovernmental Tsfrs	2,055,494.00	2,495,494.00	171,291.00	1,541,619.00	0.00	-953,875.00	38.22%
R85 - Interest Revenue	0.00	0.00	742.94	6,938.45	0.00	6,938.45	0.00%
Revenue Surplus (Deficit):	**4,417,994.00**	**4,876,906.73**	**348,215.38**	**3,302,757.79**	**0.00**	**-1,574,148.94**	**32.28%**
Expense							
E01 - Personnel Expense	1,770,874.96	1,770,874.96	126,454.67	1,291,982.14	807.70	478,085.12	27.00%
E10 - Building & Grounds Exp	231,946.00	231,946.00	20,033.04	162,273.65	3,933.52	65,738.83	28.34%
E20 - Vehicle Expense	260,500.01	260,500.01	19,669.39	190,819.56	9,453.70	60,226.75	23.12%
E30 - Supply Expense	508,515.96	484,646.69	2,475.03	187,372.71	25,300.29	271,973.69	56.12%
E40 - Operations Expense	126,200.00	126,200.00	9,964.34	54,602.03	-33.73	71,631.70	56.76%
E55 - Professional Services	500,750.00	553,613.33	48,379.41	378,689.46	81,371.42	93,552.45	16.90%
E60 - Miscellaneous Expense	60,776.00	119,166.25	8,619.67	92,554.26	33,552.61	-6,940.62	-5.82%
E72 - Bond Expense	189,077.04	189,078.04	15,898.37	141,035.53	48,041.79	0.72	0.00%
E80 - Capital Assets	90,000.00	486,167.47	0.00	140,259.53	22,835.50	323,072.44	66.45%
E85 - Interest Expense	33,821.04	33,822.04	2,676.52	26,138.48	7,682.88	0.68	0.00%
Expense Total:	**3,772,461.01**	**4,256,014.79**	**254,170.44**	**2,665,727.35**	**232,945.68**	**1,357,341.76**	**31.89%**
Department: 0800 - Street Surplus (Deficit):	**645,532.99**	**620,891.94**	**94,044.94**	**637,030.44**	**-232,945.68**	**-216,807.18**	**34.92%**
Fund: 080 - Street Fund Surplus (Deficit):	**-108,161.60**	**-139,802.65**	**54,477.81**	**200,125.16**	**-239,683.03**	**100,244.78**	**71.70%**
Fund: 090 - Long Term Governmental Capital Asset Fund							
Department: 0200 - Animal Control							
Expense							
E80 - Capital Assets	0.00	0.00	-934.38	-58,855.75	0.00	58,855.75	0.00%
E85 - Interest Expense	0.00	0.00	0.00	-10,200.00	0.00	10,200.00	0.00%
Expense Total:	**0.00**	**0.00**	**-934.38**	**-69,055.75**	**0.00**	**69,055.75**	**0.00%**
Department: 0200 - Animal Control Total:	**0.00**	**0.00**	**-934.38**	**-69,055.75**	**0.00**	**69,055.75**	**0.00%**
Department: 0400 - Parks							
Expense							
E80 - Capital Assets	0.00	0.00	-19,342.72	-19,342.72	0.00	19,342.72	0.00%
Expense Total:	**0.00**	**0.00**	**-19,342.72**	**-19,342.72**	**0.00**	**19,342.72**	**0.00%**
Department: 0400 - Parks Total:	**0.00**	**0.00**	**-19,342.72**	**-19,342.72**	**0.00**	**19,342.72**	**0.00%**
Department: 0410 - Parks - Mills Park & Pool							
Expense							
E80 - Capital Assets	0.00	0.00	-28,416.22	-33,416.22	0.00	33,416.22	0.00%
Expense Total:	**0.00**	**0.00**	**-28,416.22**	**-33,416.22**	**0.00**	**33,416.22**	**0.00%**
Department: 0410 - Parks - Mills Park & Pool Total:	**0.00**	**0.00**	**-28,416.22**	**-33,416.22**	**0.00**	**33,416.22**	**0.00%**

Categor...	Original Total Budget	Current Total Budget	Period Activity	Fiscal Activity	Encumbrances	Variance Favorable (Unfavorable)	Percent Remaining
Department: 0420 - Parks - Midland							
Expense							
E80 - Capital Assets	0.00	0.00	-57,428.25	-57,428.25	0.00	57,428.25	0.00%
Expense Total:	**0.00**	**0.00**	**-57,428.25**	**-57,428.25**	**0.00**	**57,428.25**	**0.00%**
Department: 0420 - Parks - Midland Total:	**0.00**	**0.00**	**-57,428.25**	**-57,428.25**	**0.00**	**57,428.25**	**0.00%**
Department: 0430 - Parks - Bishop							
Expense							
E80 - Capital Assets	0.00	0.00	-9,964.50	-316,687.75	0.00	316,687.75	0.00%
Expense Total:	**0.00**	**0.00**	**-9,964.50**	**-316,687.75**	**0.00**	**316,687.75**	**0.00%**
Department: 0430 - Parks - Bishop Total:	**0.00**	**0.00**	**-9,964.50**	**-316,687.75**	**0.00**	**316,687.75**	**0.00%**
Department: 0500 - Fire							
Expense							
E80 - Capital Assets	0.00	0.00	-447,039.28	-447,039.28	0.00	447,039.28	0.00%
Expense Total:	**0.00**	**0.00**	**-447,039.28**	**-447,039.28**	**0.00**	**447,039.28**	**0.00%**
Department: 0500 - Fire Total:	**0.00**	**0.00**	**-447,039.28**	**-447,039.28**	**0.00**	**447,039.28**	**0.00%**
Department: 0600 - Police							
Expense							
E80 - Capital Assets	0.00	0.00	0.00	25,863.70	0.00	-25,863.70	0.00%
E85 - Interest Expense	0.00	0.00	0.00	539.45	0.00	-539.45	0.00%
Expense Total:	**0.00**	**0.00**	**0.00**	**26,403.15**	**0.00**	**-26,403.15**	**0.00%**
Department: 0600 - Police Total:	**0.00**	**0.00**	**0.00**	**26,403.15**	**0.00**	**-26,403.15**	**0.00%**
Department: 0800 - Street							
Expense							
E80 - Capital Assets	0.00	0.00	-8,539.26	-147,177.87	0.00	147,177.87	0.00%
Expense Total:	**0.00**	**0.00**	**-8,539.26**	**-147,177.87**	**0.00**	**147,177.87**	**0.00%**
Department: 0800 - Street Total:	**0.00**	**0.00**	**-8,539.26**	**-147,177.87**	**0.00**	**147,177.87**	**0.00%**
Fund: 090 - Long Term Governmental Capital Asset Fund Total:	**0.00**	**0.00**	**-571,664.61**	**-1,063,744.69**	**0.00**	**1,063,744.69**	**0.00%**
Fund: 110 - Special Redemp - 2016 Bond							
Department: 0000 - Administration							
Expense							
E72 - Bond Expense	0.00	0.00	0.00	1,600,000.00	0.00	-1,600,000.00	0.00%
Expense Total:	**0.00**	**0.00**	**0.00**	**1,600,000.00**	**0.00**	**-1,600,000.00**	**0.00%**
Department: 0000 - Administration Total:	**0.00**	**0.00**	**0.00**	**1,600,000.00**	**0.00**	**-1,600,000.00**	**0.00%**
Department: 0100 - Administration							
Revenue							
R62 - Intergovernmental Tsfrs	30,000.00	30,000.00	2,255.19	1,601,735.67	0.00	1,571,735.67	-5,239.12%

Categor...	Original Total Budget	Current Total Budget	Period Activity	Fiscal Activity	Encumbrances	Variance Favorable (Unfavorable)	Percent Remaining
R85 - Interest Revenue	0.00	0.00	20.88	723.98	0.00	723.98	0.00%
Revenue Surplus (Deficit):	**30,000.00**	**30,000.00**	**2,276.07**	**1,602,459.65**	**0.00**	**1,572,459.65**	**-5,241.53%**
Department: 0100 - Administration Surplus (Deficit):	**30,000.00**	**30,000.00**	**2,276.07**	**1,602,459.65**	**0.00**	**1,572,459.65**	**-5,241.53%**
Fund: 110 - Special Redemp - 2016 Bond Surplus (Deficit):	**30,000.00**	**30,000.00**	**2,276.07**	**2,459.65**	**0.00**	**-27,540.35**	**91.80%**
Fund: 113 - Debt Service Reserve Fund							
Department: 0100 - Administration							
Revenue							
R85 - Interest Revenue	30,000.00	30,000.00	2,255.19	20,000.74	0.00	-9,999.26	33.33%
Revenue Surplus (Deficit):	**30,000.00**	**30,000.00**	**2,255.19**	**20,000.74**	**0.00**	**-9,999.26**	**33.33%**
Expense							
E62 - Intergovernmental Tsfr	30,000.00	30,000.00	2,255.19	20,000.74	0.00	9,999.26	33.33%
Expense Total:	**30,000.00**	**30,000.00**	**2,255.19**	**20,000.74**	**0.00**	**9,999.26**	**33.33%**
Department: 0100 - Administration Surplus (Deficit):	**0.00**	**0.00**	**0.00**	**0.00**	**0.00**	**0.00**	**0.00%**
Fund: 113 - Debt Service Reserve Fund Surplus (Deficit):	**0.00**	**0.00**	**0.00**	**0.00**	**0.00**	**0.00**	**0.00%**
Fund: 114 - 2016 Bond Fund							
Department: 0000 - Administration							
Expense							
E72 - Bond Expense	1,673,475.00	1,673,475.00	950.00	950.00	0.00	1,672,525.00	99.94%
E85 - Interest Expense	1,672,525.00	1,672,525.00	0.00	173,715.63	0.00	1,498,809.37	89.61%
Expense Total:	**3,346,000.00**	**3,346,000.00**	**950.00**	**174,665.63**	**0.00**	**3,171,334.37**	**94.78%**
Department: 0000 - Administration Total:	**3,346,000.00**	**3,346,000.00**	**950.00**	**174,665.63**	**0.00**	**3,171,334.37**	**94.78%**
Department: 0100 - Administration							
Revenue							
R10 - Taxes - Sales	3,325,000.00	3,325,000.00	288,077.04	2,593,571.36	0.00	-731,428.64	22.00%
Revenue Surplus (Deficit):	**3,325,000.00**	**3,325,000.00**	**288,077.04**	**2,593,571.36**	**0.00**	**-731,428.64**	**22.00%**
Department: 0100 - Administration Surplus (Deficit):	**3,325,000.00**	**3,325,000.00**	**288,077.04**	**2,593,571.36**	**0.00**	**-731,428.64**	**22.00%**
Department: 0400 - Parks							
Revenue							
R85 - Interest Revenue	50,000.00	50,000.00	3,591.41	31,369.68	0.00	-18,630.32	37.26%
Revenue Surplus (Deficit):	**50,000.00**	**50,000.00**	**3,591.41**	**31,369.68**	**0.00**	**-18,630.32**	**37.26%**
Expense							
E62 - Intergovernmental Tsfr	0.00	0.00	0.00	1,581,734.93	0.00	-1,581,734.93	0.00%
Expense Total:	**0.00**	**0.00**	**0.00**	**1,581,734.93**	**0.00**	**-1,581,734.93**	**0.00%**
Department: 0400 - Parks Surplus (Deficit):	**50,000.00**	**50,000.00**	**3,591.41**	**-1,550,365.25**	**0.00**	**-1,600,365.25**	**3,200.73%**
Fund: 114 - 2016 Bond Fund Surplus (Deficit):	**29,000.00**	**29,000.00**	**290,718.45**	**868,540.48**	**0.00**	**839,540.48**	**-2,894.97%**

Categor...	Original Total Budget	Current Total Budget	Period Activity	Fiscal Activity	Encumbrances	Variance Favorable (Unfavorable)	Percent Remaining
Fund: 167 - 2024 Amend 78							
Department: 0100 - Administration							
Expense							
E62 - Intergovernmental Tsfr	0.00	73,194.00	0.00	73,193.75	0.00	0.25	0.00%
Expense Total:	**0.00**	**73,194.00**	**0.00**	**73,193.75**	**0.00**	**0.25**	**0.00%**
Department: 0100 - Administration Total:	**0.00**	**73,194.00**	**0.00**	**73,193.75**	**0.00**	**0.25**	**0.00%**
Fund: 167 - 2024 Amend 78 Total:	**0.00**	**73,194.00**	**0.00**	**73,193.75**	**0.00**	**0.25**	**0.00%**
Fund: 182 - 2023 Improvement Revenue Bond Fund							
Department: 0800 - Street							
Revenue							
R62 - Intergovernmental Tsfrs	513,110.00	513,110.00	41,765.58	396,877.28	0.00	-116,232.72	22.65%
R85 - Interest Revenue	5,000.00	5,000.00	264.70	4,296.11	0.00	-703.89	14.08%
Revenue Surplus (Deficit):	**518,110.00**	**518,110.00**	**42,030.28**	**401,173.39**	**0.00**	**-116,936.61**	**22.57%**
Expense							
E72 - Bond Expense	72,500.00	72,500.00	0.00	293,530.00	0.00	-221,030.00	-304.87%
E85 - Interest Expense	443,110.00	443,110.00	0.00	222,080.00	0.00	221,030.00	49.88%
Expense Total:	**515,610.00**	**515,610.00**	**0.00**	**515,610.00**	**0.00**	**0.00**	**0.00%**
Department: 0800 - Street Surplus (Deficit):	**2,500.00**	**2,500.00**	**42,030.28**	**-114,436.61**	**0.00**	**-116,936.61**	**4,677.46%**
Fund: 182 - 2023 Improvement Revenue Bond Fund Surplus (Deficit):	**2,500.00**	**2,500.00**	**42,030.28**	**-114,436.61**	**0.00**	**-116,936.61**	**4,677.46%**
Fund: 183 - 2023 Street Bond DSR							
Department: 0800 - Street							
Revenue							
R85 - Interest Revenue	22,000.00	22,000.00	1,785.75	15,976.18	0.00	-6,023.82	27.38%
Revenue Surplus (Deficit):	**22,000.00**	**22,000.00**	**1,785.75**	**15,976.18**	**0.00**	**-6,023.82**	**27.38%**
Expense							
E62 - Intergovernmental Tsfr	22,000.00	22,000.00	0.00	24,366.39	0.00	-2,366.39	-10.76%
Expense Total:	**22,000.00**	**22,000.00**	**0.00**	**24,366.39**	**0.00**	**-2,366.39**	**-10.76%**
Department: 0800 - Street Surplus (Deficit):	**0.00**	**0.00**	**1,785.75**	**-8,390.21**	**0.00**	**-8,390.21**	**0.00%**
Fund: 183 - 2023 Street Bond DSR Surplus (Deficit):	**0.00**	**0.00**	**1,785.75**	**-8,390.21**	**0.00**	**-8,390.21**	**0.00%**
Fund: 185 - Street Bond 2016 DS							
Department: 0800 - Street							
Revenue							
R62 - Intergovernmental Tsfrs	636,207.00	636,207.00	51,345.00	463,671.46	0.00	-172,535.54	27.12%
R85 - Interest Revenue	5,000.00	5,000.00	781.08	7,222.55	0.00	2,222.55	-44.45%
Revenue Surplus (Deficit):	**641,207.00**	**641,207.00**	**52,126.08**	**470,894.01**	**0.00**	**-170,312.99**	**26.56%**
Expense							
E72 - Bond Expense	637,209.00	637,209.00	83.33	636,956.23	0.00	252.77	0.04%

Categor...		Original Total Budget	Current Total Budget	Period Activity	Fiscal Activity	Encumbrances	Variance Favorable (Unfavorable)	Percent Remaining
	Expense Total:	**637,209.00**	**637,209.00**	**83.33**	**636,956.23**	**0.00**	**252.77**	**0.04%**
	Department: 0800 - Street Surplus (Deficit):	**3,998.00**	**3,998.00**	**52,042.75**	**-166,062.22**	**0.00**	**-170,060.22**	**4,253.63%**
	Fund: 185 - Street Bond 2016 DS Surplus (Deficit):	**3,998.00**	**3,998.00**	**52,042.75**	**-166,062.22**	**0.00**	**-170,060.22**	**4,253.63%**
Fund: 186 - Street Bond 2016 DSR								
Department: 0800 - Street								
Revenue								
R85 - Interest Revenue		10,000.00	10,000.00	1,008.56	8,813.17	0.00	-1,186.83	11.87%
	Revenue Surplus (Deficit):	**10,000.00**	**10,000.00**	**1,008.56**	**8,813.17**	**0.00**	**-1,186.83**	**11.87%**
Expense								
E62 - Intergovernmental Tsfr		1,500.00	1,500.00	0.00	2,026.90	0.00	-526.90	-35.13%
	Expense Total:	**1,500.00**	**1,500.00**	**0.00**	**2,026.90**	**0.00**	**-526.90**	**-35.13%**
	Department: 0800 - Street Surplus (Deficit):	**8,500.00**	**8,500.00**	**1,008.56**	**6,786.27**	**0.00**	**-1,713.73**	**20.16%**
	Fund: 186 - Street Bond 2016 DSR Surplus (Deficit):	**8,500.00**	**8,500.00**	**1,008.56**	**6,786.27**	**0.00**	**-1,713.73**	**20.16%**
Fund: 188 - 2023 Improvement Fund								
Department: 0800 - Street								
Revenue								
R85 - Interest Revenue		0.00	0.00	0.00	2,367.81	0.00	2,367.81	0.00%
	Revenue Surplus (Deficit):	**0.00**	**0.00**	**0.00**	**2,367.81**	**0.00**	**2,367.81**	**0.00%**
Expense								
E90 - Construction Projects		1.00	37,001.00	0.00	6,918.34	0.00	30,082.66	81.30%
	Expense Total:	**1.00**	**37,001.00**	**0.00**	**6,918.34**	**0.00**	**30,082.66**	**81.30%**
	Department: 0800 - Street Surplus (Deficit):	**-1.00**	**-37,001.00**	**0.00**	**-4,550.53**	**0.00**	**32,450.47**	**87.70%**
	Fund: 188 - 2023 Improvement Fund Surplus (Deficit):	**-1.00**	**-37,001.00**	**0.00**	**-4,550.53**	**0.00**	**32,450.47**	**87.70%**
Fund: 500 - Water Fund								
Department: 0000 - Administration								
Expense								
E55 - Professional Services		60,000.00	60,000.00	152.82	783.79	0.00	59,216.21	98.69%
	Expense Total:	**60,000.00**	**60,000.00**	**152.82**	**783.79**	**0.00**	**59,216.21**	**98.69%**
	Department: 0000 - Administration Total:	**60,000.00**	**60,000.00**	**152.82**	**783.79**	**0.00**	**59,216.21**	**98.69%**
Department: 0900 - Water								
Revenue								
R50 - Sale of Services		5,327,997.00	5,327,997.00	521,661.33	3,784,991.36	-11,400.00	-1,554,405.64	29.17%
R60 - Miscellaneous Revenue		5,000.00	5,000.00	700.00	5,176.04	0.00	176.04	-3.52%
R62 - Intergovernmental Tsfrs		887,407.00	913,647.00	0.00	730,416.56	0.00	-183,230.44	20.05%
R64 - Reimbursement		50,000.00	50,000.00	54,697.49	54,697.49	0.00	4,697.49	-9.39%
R66 - Sale of Equipment		0.00	0.00	0.00	30,800.00	0.00	30,800.00	0.00%

Categor...		Original Total Budget	Current Total Budget	Period Activity	Fiscal Activity	Encumbrances	Variance Favorable (Unfavorable)	Percent Remaining
R85 - Interest Revenue		0.00	0.00	761.66	6,868.01	0.00	6,868.01	0.00%
	Revenue Surplus (Deficit):	**6,270,404.00**	**6,296,644.00**	**577,820.48**	**4,612,949.46**	**-11,400.00**	**-1,695,094.54**	**26.92%**
Expense								
E01 - Personnel Expense		1,710,864.27	1,710,864.27	109,462.27	1,114,648.18	395.34	595,820.75	34.83%
E10 - Building & Grounds Exp		131,566.78	131,566.78	11,690.79	73,113.94	7,718.88	50,733.96	38.56%
E20 - Vehicle Expense		107,281.00	107,281.00	16,626.27	94,780.00	1,187.05	11,313.95	10.55%
E30 - Supply Expense		2,218,502.00	2,224,702.00	185,002.25	1,404,615.73	17,894.10	802,192.17	36.06%
E40 - Operations Expense		478,000.00	478,000.00	40,019.87	329,943.80	1,846.30	146,209.90	30.59%
E55 - Professional Services		241,350.00	253,533.34	12,867.13	98,353.47	31,447.30	123,732.57	48.80%
E60 - Miscellaneous Expense		107,534.00	165,924.25	8,610.40	100,533.71	31,846.22	33,544.32	20.22%
E62 - Intergovernmental Tsfr		187,500.00	490,086.00	23,560.72	457,043.71	0.00	33,042.29	6.74%
E72 - Bond Expense		85,000.00	85,000.00	2,573.56	23,739.68	2,656.90	58,603.42	68.95%
E80 - Capital Assets		889,908.00	1,507,370.98	29,084.75	515,701.53	2,034,633.92	-1,042,964.47	-69.19%
E85 - Interest Expense		74,629.00	76,229.00	5,190.84	136,102.80	16,620.29	-76,494.09	-100.35%
	Expense Total:	**6,232,135.05**	**7,230,557.62**	**444,688.85**	**4,348,576.55**	**2,146,246.30**	**735,734.77**	**10.18%**
	Department: 0900 - Water Surplus (Deficit):	**38,268.95**	**-933,913.62**	**133,131.63**	**264,372.91**	**-2,157,646.30**	**-959,359.77**	**-102.72%**
Department: 0950 - Wastewater								
Revenue								
R50 - Sale of Services		6,152,400.00	6,152,400.00	571,701.24	4,755,616.78	0.00	-1,396,783.22	22.70%
R60 - Miscellaneous Revenue		50,000.00	50,000.00	0.00	0.00	0.00	-50,000.00	100.00%
	Revenue Surplus (Deficit):	**6,202,400.00**	**6,202,400.00**	**571,701.24**	**4,755,616.78**	**0.00**	**-1,446,783.22**	**23.33%**
Expense								
E62 - Intergovernmental Tsfr		6,187,400.00	6,187,400.00	571,701.24	4,755,616.79	0.00	1,431,783.21	23.14%
	Expense Total:	**6,187,400.00**	**6,187,400.00**	**571,701.24**	**4,755,616.79**	**0.00**	**1,431,783.21**	**23.14%**
	Department: 0950 - Wastewater Surplus (Deficit):	**15,000.00**	**15,000.00**	**0.00**	**-0.01**	**0.00**	**-15,000.01**	**100.00%**
	Fund: 500 - Water Fund Surplus (Deficit):	**-6,731.05**	**-978,913.62**	**132,978.81**	**263,589.11**	**-2,157,646.30**	**-915,143.57**	**-93.49%**
Fund: 510 - Wastewater Fund								
Department: 0950 - Wastewater								
Revenue								
R60 - Miscellaneous Revenue		0.00	0.00	5,009.00	6,530.75	0.00	6,530.75	0.00%
R62 - Intergovernmental Tsfrs		7,093,450.50	7,381,200.50	571,701.24	5,531,489.20	0.00	-1,849,711.30	25.06%
R64 - Reimbursement		50,000.00	50,000.00	54,697.48	54,697.48	0.00	4,697.48	-9.39%
R85 - Interest Revenue		0.00	0.00	66.79	602.26	0.00	602.26	0.00%
	Revenue Surplus (Deficit):	**7,143,450.50**	**7,431,200.50**	**631,474.51**	**5,593,319.69**	**0.00**	**-1,837,880.81**	**24.73%**
Expense								
E01 - Personnel Expense		2,885,870.82	2,885,870.82	185,390.65	1,881,442.01	1,535.63	1,002,893.18	34.75%
E10 - Building & Grounds Exp		716,208.00	716,208.00	56,570.75	469,635.58	12,050.77	234,521.65	32.74%
E20 - Vehicle Expense		223,769.00	223,769.00	32,196.87	207,442.20	25,908.85	-9,582.05	-4.28%
E30 - Supply Expense		838,000.00	838,000.00	60,470.17	647,578.12	139,353.61	51,068.27	6.09%

Categor...	Original Total Budget	Current Total Budget	Period Activity	Fiscal Activity	Encumbrances	Variance Favorable (Unfavorable)	Percent Remaining
E40 - Operations Expense	42,001.24	42,001.24	417.88	10,108.87	933.83	30,958.54	73.71%
E55 - Professional Services	335,850.00	548,879.15	7,977.04	252,683.40	227,022.64	69,173.11	12.60%
E60 - Miscellaneous Expense	102,034.00	160,424.25	8,899.48	97,405.32	31,298.73	31,720.20	19.77%
E62 - Intergovernmental Tsfr	289,500.00	592,086.00	28,585.06	540,366.83	0.00	51,719.17	8.74%
E72 - Bond Expense	49,002.00	49,002.00	3,519.43	32,421.71	3,602.76	12,977.53	26.48%
E80 - Capital Assets	1,639,838.94	2,563,347.23	21,661.70	510,293.18	808,291.72	1,244,762.33	48.56%
E85 - Interest Expense	89,982.50	89,982.50	7,866.24	16,890.69	11,529.63	61,562.18	68.42%
Expense Total:	**7,212,056.50**	**8,709,570.19**	**413,555.27**	**4,666,267.91**	**1,261,528.17**	**2,781,774.11**	**31.94%**
Department: 0950 - Wastewater Surplus (Deficit):	**-68,606.00**	**-1,278,369.69**	**217,919.24**	**927,051.78**	**-1,261,528.17**	**943,893.30**	**73.84%**
Fund: 510 - Wastewater Fund Surplus (Deficit):	**-68,606.00**	**-1,278,369.69**	**217,919.24**	**927,051.78**	**-1,261,528.17**	**943,893.30**	**73.84%**
Fund: 515 - Stormwater Utility Fund							
Department: 0140 - Stormwater							
Revenue							
R20 - Licenses Permits & Fees	20,000.00	20,000.00	3,300.00	19,400.00	0.00	-600.00	3.00%
R50 - Sale of Services	304,800.00	304,800.00	26,521.26	237,020.43	0.00	-67,779.57	22.24%
Revenue Surplus (Deficit):	**324,800.00**	**324,800.00**	**29,821.26**	**256,420.43**	**0.00**	**-68,379.57**	**21.05%**
Expense							
E80 - Capital Assets	1.00	595,277.95	0.00	588,923.35	25,238.60	-18,884.00	-3.17%
Expense Total:	**1.00**	**595,277.95**	**0.00**	**588,923.35**	**25,238.60**	**-18,884.00**	**-3.17%**
Department: 0140 - Stormwater Surplus (Deficit):	**324,799.00**	**-270,477.95**	**29,821.26**	**-332,502.92**	**-25,238.60**	**-87,263.57**	**-32.26%**
Fund: 515 - Stormwater Utility Fund Surplus (Deficit):	**324,799.00**	**-270,477.95**	**29,821.26**	**-332,502.92**	**-25,238.60**	**-87,263.57**	**-32.26%**
Fund: 525 - Repair and Replace (formerly Depreciation)							
Department: 0900 - Water							
Expense							
E62 - Intergovernmental Tsfr	187,500.00	187,500.00	0.00	0.00	0.00	187,500.00	100.00%
Expense Total:	**187,500.00**	**187,500.00**	**0.00**	**0.00**	**0.00**	**187,500.00**	**100.00%**
Department: 0900 - Water Total:	**187,500.00**	**187,500.00**	**0.00**	**0.00**	**0.00**	**187,500.00**	**100.00%**
Department: 0950 - Wastewater							
Revenue							
R62 - Intergovernmental Tsfrs	477,000.00	477,000.00	52,145.78	392,238.54	0.00	-84,761.46	17.77%
Revenue Surplus (Deficit):	**477,000.00**	**477,000.00**	**52,145.78**	**392,238.54**	**0.00**	**-84,761.46**	**17.77%**
Expense							
E62 - Intergovernmental Tsfr	289,500.00	289,500.00	0.00	204,212.65	0.00	85,287.35	29.46%
Expense Total:	**289,500.00**	**289,500.00**	**0.00**	**204,212.65**	**0.00**	**85,287.35**	**29.46%**
Department: 0950 - Wastewater Surplus (Deficit):	**187,500.00**	**187,500.00**	**52,145.78**	**188,025.89**	**0.00**	**525.89**	**-0.28%**
Fund: 525 - Repair and Replace (formerly Depreciation) Surplus (Deficit):	**0.00**	**0.00**	**52,145.78**	**188,025.89**	**0.00**	**188,025.89**	**0.00%**

Categor...	Original Total Budget	Current Total Budget	Period Activity	Fiscal Activity	Encumbrances	Variance Favorable (Unfavorable)	Percent Remaining
Fund: 535 - 2024B Sewer Construction Fund							
Department: 0950 - Wastewater							
Revenue							
R62 - Intergovernmental Tsfrs	0.00	0.00	0.00	100.00	0.00	100.00	0.00%
R85 - Interest Revenue	0.00	0.00	0.23	1.63	0.00	1.63	0.00%
Revenue Surplus (Deficit):	**0.00**	**0.00**	**0.23**	**101.63**	**0.00**	**101.63**	**0.00%**
Expense							
E62 - Intergovernmental Tsfr	0.00	0.00	0.00	0.19	0.00	-0.19	0.00%
Expense Total:	**0.00**	**0.00**	**0.00**	**0.19**	**0.00**	**-0.19**	**0.00%**
Department: 0950 - Wastewater Surplus (Deficit):	**0.00**	**0.00**	**0.23**	**101.44**	**0.00**	**101.44**	**0.00%**
Fund: 535 - 2024B Sewer Construction Fund Surplus (Deficit):	**0.00**	**0.00**	**0.23**	**101.44**	**0.00**	**101.44**	**0.00%**
Fund: 540 - 2025 Water and Sewer Revenue Bond Fund							
Department: 0140 - Stormwater							
Revenue							
R62 - Intergovernmental Tsfrs	0.00	605,172.00	0.00	605,272.00	0.00	100.00	-0.02%
R85 - Interest Revenue	0.00	0.00	1,390.50	11,310.22	0.00	11,310.22	0.00%
Revenue Surplus (Deficit):	**0.00**	**605,172.00**	**1,390.50**	**616,582.22**	**0.00**	**11,410.22**	**-1.89%**
Department: 0140 - Stormwater Surplus (Deficit):	**0.00**	**605,172.00**	**1,390.50**	**616,582.22**	**0.00**	**11,410.22**	**-1.89%**
Department: 0900 - Water							
Expense							
E62 - Intergovernmental Tsfr	0.00	0.00	0.00	100.00	0.00	-100.00	0.00%
Expense Total:	**0.00**	**0.00**	**0.00**	**100.00**	**0.00**	**-100.00**	**0.00%**
Department: 0900 - Water Total:	**0.00**	**0.00**	**0.00**	**100.00**	**0.00**	**-100.00**	**0.00%**
Fund: 540 - 2025 Water and Sewer Revenue Bond Fund Surplus (Deficit):	**0.00**	**605,172.00**	**1,390.50**	**616,482.22**	**0.00**	**11,310.22**	**-1.87%**
Fund: 545 - 2025 Water and Sewer Revenue Bond Construction							
Department: 0140 - Stormwater							
Revenue							
R62 - Intergovernmental Tsfrs	0.00	0.00	0.00	100.00	0.00	100.00	0.00%
Revenue Surplus (Deficit):	**0.00**	**0.00**	**0.00**	**100.00**	**0.00**	**100.00**	**0.00%**
Department: 0140 - Stormwater Surplus (Deficit):	**0.00**	**0.00**	**0.00**	**100.00**	**0.00**	**100.00**	**0.00%**
Department: 0950 - Wastewater							
Expense							
E62 - Intergovernmental Tsfr	0.00	2,410.00	0.00	2,409.13	0.00	0.87	0.04%
Expense Total:	**0.00**	**2,410.00**	**0.00**	**2,409.13**	**0.00**	**0.87**	**0.04%**
Department: 0950 - Wastewater Total:	**0.00**	**2,410.00**	**0.00**	**2,409.13**	**0.00**	**0.87**	**0.04%**
Fund: 545 - 2025 Water and Sewer Revenue Bond Construction Surplus (Deficit):	**0.00**	**-2,410.00**	**0.00**	**-2,309.13**	**0.00**	**100.87**	**4.19%**

Categor...	Original Total Budget	Current Total Budget	Period Activity	Fiscal Activity	Encumbrances	Variance Favorable (Unfavorable)	Percent Remaining
Fund: 550 - Impact - Water							
Department: 0900 - Water							
Revenue							
R20 - Licenses Permits & Fees	35,000.00	35,000.00	4,000.00	49,582.00	0.00	14,582.00	-41.66%
Revenue Surplus (Deficit):	**35,000.00**	**35,000.00**	**4,000.00**	**49,582.00**	**0.00**	**14,582.00**	**-41.66%**
Expense							
E62 - Intergovernmental Tsfr	50,000.00	76,240.00	0.00	0.00	0.00	76,240.00	100.00%
Expense Total:	**50,000.00**	**76,240.00**	**0.00**	**0.00**	**0.00**	**76,240.00**	**100.00%**
Department: 0900 - Water Surplus (Deficit):	**-15,000.00**	**-41,240.00**	**4,000.00**	**49,582.00**	**0.00**	**90,822.00**	**220.23%**
Fund: 550 - Impact - Water Surplus (Deficit):	**-15,000.00**	**-41,240.00**	**4,000.00**	**49,582.00**	**0.00**	**90,822.00**	**220.23%**
Fund: 555 - Impact - WW							
Department: 0950 - Wastewater							
Revenue							
R20 - Licenses Permits & Fees	50,000.00	50,000.00	9,200.00	75,950.00	0.00	25,950.00	-51.90%
Revenue Surplus (Deficit):	**50,000.00**	**50,000.00**	**9,200.00**	**75,950.00**	**0.00**	**25,950.00**	**-51.90%**
Expense							
E62 - Intergovernmental Tsfr	0.00	37,750.00	0.00	0.00	0.00	37,750.00	100.00%
Expense Total:	**0.00**	**37,750.00**	**0.00**	**0.00**	**0.00**	**37,750.00**	**100.00%**
Department: 0950 - Wastewater Surplus (Deficit):	**50,000.00**	**12,250.00**	**9,200.00**	**75,950.00**	**0.00**	**63,700.00**	**-520.00%**
Fund: 555 - Impact - WW Surplus (Deficit):	**50,000.00**	**12,250.00**	**9,200.00**	**75,950.00**	**0.00**	**63,700.00**	**-520.00%**
Fund: 604 - W/WW Ref Rev 2017 Bd Fr							
Department: 0000 - Administration							
Revenue							
R62 - Intergovernmental Tsfrs	50,000.00	50,000.00	19,729.69	177,567.21	0.00	127,567.21	-255.13%
R85 - Interest Revenue	2,000.00	2,000.00	568.66	3,537.59	0.00	1,537.59	-76.88%
Revenue Surplus (Deficit):	**52,000.00**	**52,000.00**	**20,298.35**	**181,104.80**	**0.00**	**129,104.80**	**-248.28%**
Expense							
E62 - Intergovernmental Tsfr	50,000.00	50,000.00	0.00	39,878.13	0.00	10,121.87	20.24%
E72 - Bond Expense	2,000.00	2,000.00	166.67	1,500.03	0.00	499.97	25.00%
Expense Total:	**52,000.00**	**52,000.00**	**166.67**	**41,378.16**	**0.00**	**10,621.84**	**20.43%**
Department: 0000 - Administration Surplus (Deficit):	**0.00**	**0.00**	**20,131.68**	**139,726.64**	**0.00**	**139,726.64**	**0.00%**
Fund: 604 - W/WW Ref Rev 2017 Bd Fr Surplus (Deficit):	**0.00**	**0.00**	**20,131.68**	**139,726.64**	**0.00**	**139,726.64**	**0.00%**

Categor...	Original Total Budget	Current Total Budget	Period Activity	Fiscal Activity	Encumbrances	Variance Favorable (Unfavorable)	Percent Remaining
Fund: 606 - W/WW Ref Rev Bonds 2017 DSR							
Department: 0000 - Administration							
Revenue							
R85 - Interest Revenue	0.00	0.00	819.41	7,150.19	0.00	7,150.19	0.00%
Revenue Surplus (Deficit):	**0.00**	**0.00**	**819.41**	**7,150.19**	**0.00**	**7,150.19**	**0.00%**
Department: 0000 - Administration Surplus (Deficit):	**0.00**	**0.00**	**819.41**	**7,150.19**	**0.00**	**7,150.19**	**0.00%**
Fund: 606 - W/WW Ref Rev Bonds 2017 DSR Surplus (Deficit):	**0.00**	**0.00**	**819.41**	**7,150.19**	**0.00**	**7,150.19**	**0.00%**
Fund: 620 - 10/2023 Infrastrure Fee W/WW							
Department: 0900 - Water							
Expense							
E62 - Intergovernmental Tsfr	1,316,457.50	1,316,457.50	0.00	1,299,667.00	0.00	16,790.50	1.28%
Expense Total:	**1,316,457.50**	**1,316,457.50**	**0.00**	**1,299,667.00**	**0.00**	**16,790.50**	**1.28%**
Department: 0900 - Water Total:	**1,316,457.50**	**1,316,457.50**	**0.00**	**1,299,667.00**	**0.00**	**16,790.50**	**1.28%**
Department: 0950 - Wastewater							
Revenue							
R50 - Sale of Services	1,576,501.00	1,576,501.00	128,548.81	1,168,395.00	0.00	-408,106.00	25.89%
Revenue Surplus (Deficit):	**1,576,501.00**	**1,576,501.00**	**128,548.81**	**1,168,395.00**	**0.00**	**-408,106.00**	**25.89%**
Department: 0950 - Wastewater Surplus (Deficit):	**1,576,501.00**	**1,576,501.00**	**128,548.81**	**1,168,395.00**	**0.00**	**-408,106.00**	**25.89%**
Fund: 620 - 10/2023 Infrastrure Fee W/WW Surplus (Deficit):	**260,043.50**	**260,043.50**	**128,548.81**	**-131,272.00**	**0.00**	**-391,315.50**	**150.48%**
Report Surplus (Deficit):	**394,272.28**	**-4,560,292.99**	**1,562,117.70**	**2,280,149.34**	**-11,514,826.08**	**-4,674,383.75**	**-102.50%**

Fund Summary

Fund	Original Total Budget	Current Total Budget	Period Activity	Fiscal Activity	Encumbrances	Variance Favorable (Unfavorable)
001 - General Fund	348.43	-2,572,430.58	-140,127.00	-1,883,882.50	-7,542,483.26	-6,853,935.18
002 - Sales Tax Fund	0.00	0.00	5,183.08	48,403.71	0.00	48,403.71
003 - Franchise Fees Fund	583.00	583.00	64,478.50	369,411.98	-279,331.77	89,497.21
005 - Designated Tax Fund	0.00	0.00	5,183.08	48,403.71	0.00	48,403.71
010 - Electronic Tax	0.00	0.00	553.78	1,616.57	0.00	1,616.57
020 - Animal Control Donation	0.00	-1,500.00	0.00	-4,807.88	0.00	-3,307.88
030 - Act 1256 of 1995 Court	0.00	0.00	0.00	0.01	0.00	0.01
031 - Act 1809 of 2001 Court Aut	0.00	0.00	-2,836.39	55,877.19	-8,914.95	46,962.24
045 - Park 1/8 SalesTax O & M	0.00	0.00	648.26	6,053.83	0.00	6,053.83
051 - Act 833 of 1991 Fire	-117,000.00	-117,000.00	12,060.24	32,409.36	0.00	149,409.36
055 - Fire 3/8 SalesTax	0.00	0.00	1,943.79	18,152.56	0.00	18,152.56
061 - Act 918 of 1983 Police	0.00	0.00	910.87	3,527.22	0.00	3,527.22
062 - Act 988 of 1991 Emerg Veh	0.00	0.00	991.92	5,831.38	0.00	5,831.38
066 - Federal Drug Control	0.00	0.00	67.26	606.48	0.00	606.48
068 - State Drug Control	0.00	0.00	100.31	1,947.57	0.00	1,947.57
080 - Street Fund	-108,161.60	-139,802.65	54,477.81	200,125.16	-239,683.03	100,244.78
090 - Long Term Governmental C	0.00	0.00	571,664.61	1,063,744.69	0.00	1,063,744.69
110 - Special Redemp - 2016 Bon	30,000.00	30,000.00	2,276.07	2,459.65	0.00	-27,540.35
113 - Debt Service Reserve Fund	0.00	0.00	0.00	0.00	0.00	0.00
114 - 2016 Bond Fund	29,000.00	29,000.00	290,718.45	868,540.48	0.00	839,540.48
167 - 2024 Amend 78	0.00	-73,194.00	0.00	-73,193.75	0.00	0.25
182 - 2023 Improvement Revenu	2,500.00	2,500.00	42,030.28	-114,436.61	0.00	-116,936.61
183 - 2023 Street Bond DSR	0.00	0.00	1,785.75	-8,390.21	0.00	-8,390.21
185 - Street Bond 2016 DS	3,998.00	3,998.00	52,042.75	-166,062.22	0.00	-170,060.22
186 - Street Bond 2016 DSR	8,500.00	8,500.00	1,008.56	6,786.27	0.00	-1,713.73
188 - 2023 Improvement Fund	-1.00	-37,001.00	0.00	-4,550.53	0.00	32,450.47
500 - Water Fund	-6,731.05	-978,913.62	132,978.81	263,589.11	-2,157,646.30	-915,143.57
510 - Wastewater Fund	-68,606.00	-1,278,369.69	217,919.24	927,051.78	-1,261,528.17	943,893.30
515 - Stormwater Utility Fund	324,799.00	-270,477.95	29,821.26	-332,502.92	-25,238.60	-87,263.57
525 - Repair and Replace (former	0.00	0.00	52,145.78	188,025.89	0.00	188,025.89
535 - 2024B Sewer Construction I	0.00	0.00	0.23	101.44	0.00	101.44
540 - 2025 Water and Sewer Rev	0.00	605,172.00	1,390.50	616,482.22	0.00	11,310.22
545 - 2025 Water and Sewer Rev	0.00	-2,410.00	0.00	-2,309.13	0.00	100.87
550 - Impact - Water	-15,000.00	-41,240.00	4,000.00	49,582.00	0.00	90,822.00
555 - Impact - WW	50,000.00	12,250.00	9,200.00	75,950.00	0.00	63,700.00
604 - W/WW Ref Rev 2017 Bd Fr	0.00	0.00	20,131.68	139,726.64	0.00	139,726.64
606 - W/WW Ref Rev Bonds 2017	0.00	0.00	819.41	7,150.19	0.00	7,150.19
620 - 10/2023 Infrastrure Fee W/	260,043.50	260,043.50	128,548.81	-131,272.00	0.00	-391,315.50
Report Surplus (Deficit):	**394,272.28**	**-4,560,292.99**	**1,562,117.70**	**2,280,149.34**	**-11,514,826.08**	**-4,674,383.75**

A Major Milestone: Bryant's CAO Release

What is a CAO?
A Consent Administrative Order is an enforceable agreement with Arkansas's environmental regulator (ADEQ) requiring a utility to correct identified violations.

Ten years of commitment. A milestone worth celebrating.
Since 2016, Bryant has sustained the engineering, rehabilitation, funding and daily work needed to address the order.

Why this matters
Release closes this chapter of formal corrective action. It reflects years of work by our employees, leadership and state partners and our unified commitment to keep improving.

From a State Order to Sustained Action

2016: A clear responsibility to improve.
The order documented 86 SSOs totaling over 919,000 gallons between Jan. 5, 2013 and Apr. 27, 2016.

Bryant committed to immediate SSO reduction and an engineer-developed corrective action plan with enforceable milestones.

Years of engineering, rehabilitation and investment followed, with progress reporting and ongoing coordination with ADEQ.

2026: A major milestone - the release from CAO 16-057!!
The responsibility to maintain and improve our system continues.

Our Crew. Our System. Our Commitment.

A crew dedicated to pipe bursting keeps improvement moving throughout Bryant by replacing and upgrading sewer lines to increase capacity.

$537,000 allocated in 2024.
$537,000 allocated again in 2025.
$1.074 million across those two years.
+
Many other budgeted projects and efforts throughout the previous years

That investment builds on many years of continuous pipe-bursting efforts and our employees' daily commitment to a stronger system.

Years of Investment. Tangible Progress.

CAO-related budgets, plans and allocations | 2016–2026

Year	Identified amount	Record type
2016	**Not isolated**	No separate amount established
2017	**$1,000,000**	Capital proposal
2018	**$2,825,000**	Capital proposal
2019	**$1,500,000**	Capital proposal
2020	**$1,578,050**	Annual budget line
2021	**$1,563,500**	Capital proposal
2022	**$2,162,000**	Capital planning list
2023	**$250,000**	CAO capital-work line
2024	**$537,000**	Pipe bursting allocation
2025	**$537,000**	Pipe bursting allocation
2026	**$483,285**	CAO capital request

INVESTING IN WHAT COMES NEXT

$1.1 MILLION

ARPA allocated to Lift Station 5

CONTINUOUS IN-HOUSE IMPROVEMENTS

$1.074 MILLION

Pipe bursting allocations, 2024–2025

Lift Station 5 Improvements

WHY: Increase pumping capacity and address historically chronic overflows.

AS OF AUG. 2026: Hawkins-Weir design approximately 60%; project details being finalized.

FUNDING: $1.1M ARPA allocation for initiation/engineering; construction loan options being pursued.

TARGET: Q2 2028 (anticipated).
Source: City project schedule, Aug. 12, 2026; DEQ July 2, 2026 minutes. Design underway; construction not complete.

Lift Station 5 Force Main

New parallel conveyance to support increased LS5 pumping and relieve force-main capacity restrictions.

AS OF AUG. 2026: Approximately 80% design; nearing state review. Easement acquisition underway.

FUNDING: State Water & Sewer Treatment Facilities Grant application; SRF/Rural Water alternatives.

TARGET: Q1 2028 (anticipated).
Source: City project schedule, Aug. 12, 2026; DEQ July 2, 2026 minutes. Not completed construction.

Springhill Gravity Main

WHY: Relieve downstream gravity-sewer capacity restrictions in the Springhill service area.

AS OF AUG. 2026: McClelland design 100% complete and plans approved; remaining easements and cost share being coordinated.

FUNDING: Utility reserves, impact fees, budgeted capital and possible developer contribution.

TARGET: Q3 2027 (anticipated).
Sources: City schedule, Aug. 12, 2026; WWSMP TM3, pp. 39–41. Approved design does not mean completed construction.

Progress Built on Strong Partnerships

ADEQ: Cooperation throughout the years
Regular communication, technical review and progress reporting helped Bryant address the order and keep improvements moving.

Arkansas Department of Agriculture • Natural Resources Division
Their expertise, guidance and State Revolving Fund financing have been vital. Bryant completed Lea Circle with SRF support.

Relationships built on trust and follow-through
Years of cooperation and visible investment have strengthened these relationships and shown our state partners Bryant's sustained commitment.

Strategic funding. Continued progress.
We will keep matching eligible projects to SRF financing, grants and local resources. Thank you to our state partners for helping Bryant build the best system we can.